

HGT

PRODUCTS



2007

THE HIGH PERFORMANCE WATERCRAFT SPECIALISTS



Dear Customer,

I'm pleased to present our 2007 Hot Products High Performance Racing and Repair Parts catalog.

Already it's been a great year for Hot Products. In January 2007, we moved to a new expanded facility which has enabled us to offer an even wider selection of products. Our huge 212-page 2007 catalog incorporates all our new and existing inventory, including enhanced product information details and expanded sections for Freestyle, 800 SX-R Closed Course and Four Stroke.

As we do each and every year, we reviewed the previous year's sales to refine and expand our selection of manufacturers and products. This resulted in substantially increasing our inventory to meet the demands of our personal watercraft dealers and performance shops worldwide. This year's catalog is filled with virtually everything you will need for your personal watercraft business including the ever growing "Four Stroke" industry. From high performance parts for racing, to the widest selection of repair parts and accessories, Hot Products has it all.

Hot Products is committed to becoming your #1 Watercraft Industry parts distributor and information source by providing you with the best selection, in-stock inventory, customer service, prompt order processing and worldwide shipping services.

Thank you for doing business with Hot Products. Call or visit us at our new location listed below. We look forward to helping you.

Scott Saito • Founder and President

— TO CONTACT US —



ADDRESS

8830 Rehco Road, #F
San Diego, CA 92121

PHONE

1-800-762-1633 Toll Free Orders
1-858-453-4454



FAX

1-858-453-2045 (International Orders)
1-858-453-2046 (Domestic Orders)



HOURS

9:00am - 5:00pm
Pacific Standard Time, Monday - Friday



E-MAIL:

scott@hotproductsusa.com
(International Orders)
ken@hotproductsusa.com
(Domestic Orders)



ORDERS AND CUSTOMER SERVICE

Stock orders are processed and shipped within 24 hours.

Most orders placed by 2:00pm PST Monday-Friday are shipped via ground service by United Parcel Service "UPS". Upon your request we will upgrade your shipment to Next Day Air, Second Day Air, or Three Day Select, additional shipping fees will apply.

We are ready to help you. Hot Products is committed to becoming your #1 Watercraft Industry parts and information source. Please call us, we are here waiting to help.

Order minimum/COD Fees. Hot Products minimum parts order is \$50.00. Also any order under \$200.00 that is shipped COD will incur a \$9.00 COD service charge (the actual UPS COD fee.) If the order payment is made via Visa or Mastercard the \$9.00 fee does not apply.

PAYMENT METHODS

C.O.D. All orders will be shipped COD unless previously arranged.



Charge. We accept payments via Visa & Mastercard.



EXPORT SERVICES

The parent company of Hot Products, Exceed International Inc. has over 20 years of export experience and the ability to purchase from all aftermarket watercraft industry manufacturers for export. All export orders are processed and packaged for one easy and convenient shipment to expedite the shipment and save on shipping/export fees.

Cover Photograph by Jin Omura
2007 Hot Products Sponsored Rider, Norito Nakano

VISIT OUR WEBSITE AND SIGN UP TO RECEIVE THE HOT PRODUCTS NEWSLETTER

www.HotProductsUSA.com



INDEX

A	Air Filters 28, 29, 31, 32, 33, 34 Air Filter Adapters 30-31 Aluminum Handle Pole 123-126 Anchors 164 AP Seat Covers/Mats 140-143 Aquavein Intake Grates 84 Aqua Step 155 ATI Grips 136	B	Back Deflector 161 Batteries 110 Beach House Sponsons 90-91 Beach Stands 173 Bilge Fittings 118 Bilge Pumps 118 Bilge Switches 120 Black Jack Carburetors 10 Boyesen Reeds 23 Buoys 164 Bypass Fittings 116	C	Carburetor Adapters 30-31 Carburetor Rebuild Kit 3, 9 Carburetors 2, 8, 10 Carbon Tech Reeds 24 Carburetor Kit 10-11 CDI 103, 105 Charging Flywheel 105, 106 Clutch Washers 37 Clymer Repair Manuals 179 Coils 99, 108 Connecting Rods 52-53 Covers/Covercraft 154 Crankshaft Bearings 53 Crankshaft Oil Seal Kits 54 Crankshafts 54 Crankshaft Webs 54	D	Decals 126, 156 Drive Couplers 96, 97 Driveshaft & Parts 94-97 Drop Nozzle 132-133 Duck Bill Drain System 121	E	Enhancer 100 Engine Keepers 41	F	Factory Pipe Parts 66-67 Factory Zero Launcher/Tote 174 Flow Control Valve 72, 117 Flush Kits 174-175 Flywheels 98, 105, 106 Four Stroke Parts 32-38, 206-211 Freestyle Parts 191-195 Fuel Filters 16-17 Fuel Line 18 Fuel Pick Up 16 Fuel Pumps 20	G	Gas Caps 150 Gaskets 55-64 Gator Grip 147 Gloves 158-159 Goggle Grip 160 Grips 136-139	H	Handle Bars 130, 131 Handle Poles 123-126 Handle Pole Pivot Mounts 123, 127 Handle Pole Springs 127 Hanger 159 Hardline Numbers 152-153 Hardware 180-182 Heads 45-45 Hood Seals 148 Hood System/Inserts 148 Hull Insert Repair Kit 87 Hunsacker Utility Jug 172 Hydro Turf 144-146	I	Ignition Coils 99, 108 Impellers 74-80 Intake Grates 84-86 Intake Manifolds 11-13	J	Jets 6, 8 Jumper Cables 110	K	K&N Air Filter Adapters 30-31 K&N Filters 28 Keihin Carburetors 8-9	L	L.A. Sleeve 46-49 Lanyards 162-163 Leg Deflectors 161 Linkages 14	M	Mats 142-147 Mikuni Carburetors 2 Mikuni Parts 3-7 Monkey Grip Mounts 40-41 Moto Tassinari 25 Motor Mounts 40-41 MSD 98-102	N	Needle & Seat 6, 9 NGK Spark Plugs & Caps 112-113 Nose Bushings 151 Nozzles 83, 132-133 NuJet Impellers 78 Numbers 152-153	O	ODI Grips 138-139 Oil Extractor 39, 173, 187 Oil Filters 39 Oil Injection Block Off 21 OPAS Block Off 93 Outerwears Pre-Filter 31	P	Pistons 46-50 Pop-off Gauges 3 Power Plenum 32, 33 Power Valves 69 Primer Kits 19 Prox Pistons 46 Pump Cone 81-83 Pump Housing & Wear Rings 95-96 Pump Repair Parts 94-97 Pump Wedge 83	Q	Quakysense 158-159	R	Racepak 109 Reed Spacers 26 Reed Stuffers 27 Reed Valves 23-25 Repair Manuals 179	S	Rescue Life Sled 175 Rescue Streamer 161 Rev Limiter 100, 105 Ride Plates 87-89 Riva 4-Stroke Parts 34-38 Rotary Valves 22 Rotary Valve Shafts 22 RRP Handlepole & Parts 123 Rule Pumps 118 Seat Covers 140-141 Shaft Repair Parts 94-97 Silicon Couplers 65-67 Skat Trak Impellers 74-77 Sleeves 42-45 Solas Impeller 79-80 Solenoids 70, 71 Spark Plugs 112-113 Spigot Mounts Flanges 20 Splash Guards 147 Sponsons 90-93 Sportsstuff 171 Starter Motors 107 Stator Coils 108 Steering Cables 122 Steering Systems 128-129 Stix Sponsons 91 Sunglasses 160 Super Charger Kit and Parts 36, 37 Switches 99, 111, 120 Switch Holders 131 Tachometers 109 Tau Ceti Filters 29 TBM 26, 43, 64, 81, 86, 89, 93 Thermostat Kit 38 Three Bond 61, 190 Throttle Brackets 15 Throttle Cables 27 Throttle Levers 15 Throttle Drums 134, 135 Tie Downs 176 Timing Advance Plate Kit 105, 106 Tools 182-188 Tow Ropes 167 Trailer Accessories 177 Trim Tabs 87, 88 T-Shirts 156-157 Turn Plates 125, 128 UMI 124-130 Video Tapes 178 Water Injections 70, 101 Water Line 116, 182 Water Strainers 117 Water Toy & Ropes 167-171 Wet Wolf Adjust-a-Thrust 82 Wiseco 46-49 Worx Intake Grates 85 Worx Ride Plates 89 Wrist Pin Bearings 51
----------	--	----------	---	----------	--	----------	---	----------	---	----------	---	----------	---	----------	--	----------	--	----------	--	----------	---	----------	--	----------	---	----------	---	----------	--	----------	--	----------	------------------------------	----------	---	----------	---

FUEL SYSTEMS	ENGINE/GASKETS	EXHAUST	DRIVE LINE HANDLING	ELECTRICAL	WATERLINE /BILGE	STEERING & CONTROLS	BODY	ACCESSORIES	SERVICE TOOLS /HARDWARE	CHEMICAL	FREESTYLE & 800SX	FOUR STROKE
--------------	----------------	---------	---------------------	------------	------------------	---------------------	------	-------------	-------------------------	----------	-------------------	-------------

Notice To Customers: Manufacturers names and various models in this catalog are for reference and fitness information only. No products in this catalog are made by or with agreement of the manufacturers of personal watercraft.



MIKUNI CARBURETORS

HI-PERFORMANCE SUPER BN

Extended Throttle Shaft Without Choke Shaft



38MM

Part # **53-2050**
Mikuni # BN38-34-8113



44MM

Part # **53-2060S**
Mikuni # BN44-40-8067



44MM

Part # **53-2060**
Mikuni # BN44-40-8052



46MM

Part # **53-2065**
Mikuni # BN46-42-8002



38MM FOR DUAL FRONT CARB

Part # **53-2074**
Mikuni # BN38-34-8075

**Rear side carb no longer available*


OEM REPLACEMENT SUPER BN

Regular Throttle Shaft With Choke Shaft

**** Direct replacement of OEM Carburetors at a fraction of OEM cost. ****



MAG-SIDE



PTO-SIDE



44MM - I-SERIES

Part # **53-2080**
Mikuni # BN40I-38-24
Sea Doo 720,
GTI, GTS, GS,
GSI, '97

40MM - I-SERIES

MAG-SIDE (FRONT)
Part # **53-2085** Mikuni # BN40I-38-26
PTO-SIDE (REAR)
Part # **53-2090** Mikuni # BN40I-38-27
Sea Doo 720 GTI, GTS, GS, GSI '98, 800 GTX,
GSX '96-'00, 800 SPX 97-99, 800 XP '95-'99,
951 GSX LTD '97

DUAL CARBURETOR SET



38MM

Part # **53-2063**
Mikuni # BN34-28-8010
Yamaha,
Wave Runner 500 88-89
Wave Jammer 500 88-89



44MM

Part # **53-2062**
Mikuni # BN44-40-43
Yamaha Superjet,
Wave Blaster,
Tigershark



44MM - I-SERIES

Part # **53-2072**
Mikuni # BN40I-38-II
Sea Doo 720
XP '95 PTO



46MM - I-SERIES

Part # **53-2095**
Mikuni # BN46I-42-B4
Sea Doo 951
GSX, GTX, XP-LTD, '98-01
XP'00, RX, LRV

**Sold as a fully assembled dual carb set.*



FUEL SYSTEMS
ENGINE/GASKETS
EXHAUST
DRIVE LINE HANDLING
ELECTRICAL
WATERLINE /BILGE
STEERING & CONTROLS
BODY
ACCESSORIES
SERVICE TOOLS /HARDWARE
CHEMICAL
FREESTYLE & 800SXR
FOUR STROKE



GENUINE CARBURETOR REBUILD KITS


Kits include all necessary gaskets, diaphragms, and hardware required to disassemble and rebuild Mikuni carburetor.



Mikuni	Diaphragm Cover	Part No.
Super BN 38mm, 44mm, 46mm I Series 38/40	Square	53-2114
*Sea Doo Pre 97, Kawasaki 750 98-02, 800 SX-R 03-05 and ALL Mikuni Performance Super BN Square Body 38mm, 44mm and 46mm carbs.		
I Series 46mm	Square	53-2115
*Sea Doo 951 98 and newer		
I Series 44mm	Square	53-2117
*Yamaha GP800 98-99, GP 800R 00-04, XL 800 01, XLT 800 02-04, GP 1200R 00-02, XL1200 Limited 99-00 and XLT 1200 01-04		
BN 38mm, 44mm	Round	53-2110
*BN carbs are "Old Style/Round Body" with round diaphragm covers		

POP-OFF GAUGE

For Accurate adjustment of pop off pressure levels.



Description	Part No.
A Mikuni Gauge	
30 Lbs.	53-9996
60 Lbs.	53-9996-60
100 Lbs.	53-9996-100
B Aftermarket Thumb Operated Gauge	53-9995



MIKUNI TOOL KIT

This handy little kit contains all the tools necessary to make jetting change, perform normal maintenance as well as disassemble and rebuild any Mikuni carburetor.

MIKUNI POCKET TUNER

A handy pocket-size slide calculator which can be used to determine required jetting changes in Mikuni carburetors due to ambient temperature, altitude or both.



Description	Part No.
Mikuni Pocket Tuner	53-9988

Description	Part No.
Mikuni Tool Kit	53-9989

MIKUNI SUPER BN SPECIFICATIONS

Hot Part #	Carb.	Low Speed Jet	High Speed Jet	Needle Valve	Arm Spring (grams)	Low Speed Adjuster	High Speed Adjuster	Choke or Primer	Color
53-2050	BN38-34-8113	65	107.5	2.0	115 gr.	1.0	1.5	Primer	Silver
53-2060	BN44-40-8052	100	125	2.3	65 gr.	1.0	1.5	Primer	Black
53-2060S	BN44-40-8067	120	140	2.5	80 gr.	1.0	1.5	Primer	Silver
53-2065	BN46-42-8002	120	150	2.5	80 gr.	1.0	1.5	Primer	Silver
53-2062	BN44-40-43	120	115	1.5	115 gr.	1.0	.75	Choke	Black
53-2063	BN34-28-8010	77.5	80	1.5	65 gr.			Choke	Black
53-2072	BN40I-38-II		147.5	1.5	80 gr.			Choke	Black
53-2074	BN38-34-8075	65	107.5	2.0	115 gr.			Primer	Black
53-2080	BN40I-38-24	70	167.5	1.5	95 gr.	1.25	closed	Choke	Black
53-2085	BN40I-38-26	67.5	140	1.5	95 gr.	1.25	closed	Choke	Black
53-2090	BN40I-38-27	67.5	142.5	1.5	95 gr.	1.25	closed	Choke	Black
53-2095	BN46I-42-B4	77.5	162.5	2.0	95 gr.	1.25	closed	Choke	Black

FUEL SYSTEMS
 ENGINE/GASKETS
 EXHAUST
 DRIVE LINE HANDLING
 ELECTRICAL
 WATERLINE /BILGE
 STEERING & CONTROLS
 BODY
 ACCESSORIES
 SERVICE TOOLS
 CHEMICAL
 FREESTYLE & 800SXR
 FOUR STROKE



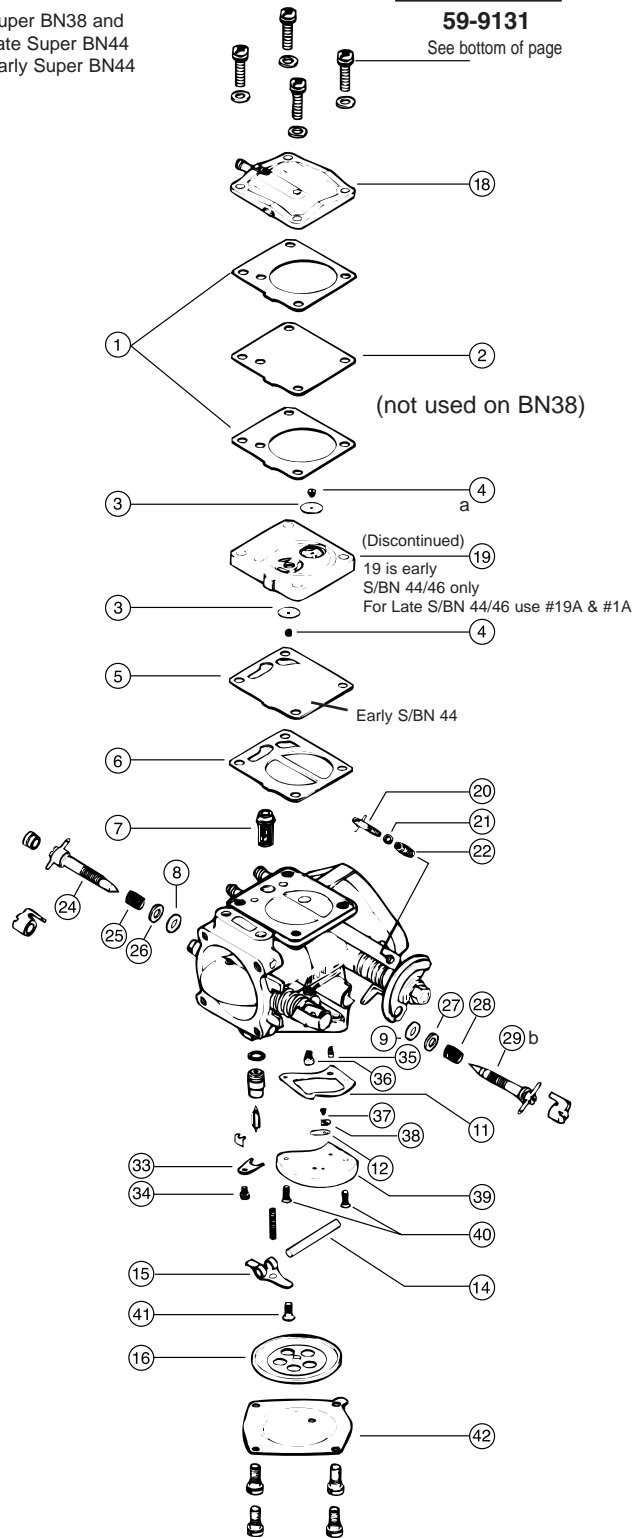
SUPER BN 44/46

Socket Bolt Kit

59-9131

See bottom of page

- * Super BN38 and Late Super BN44
- ** Early Super BN44



MIKUNI GENUINE PARTS SUPER BN38 / BN44 / BN46

Diagram No.	Description	Mikuni Part No.
1.	Gasket Pump (2)	BN38/547
1a.	O-Ring*	.616-72001
2.	Diaphragm, Pump (Clear)	BN34/97
3.	Check Valve (2) (Clear)	BN34/124
4.	Grommet, Check Valve (2)	BN34/125
5.	Diaphragm, Damper (large hole)**	BN34/100
5a.	Diaphragm, Damper (small hole)*	BN34/129
6.	Gasket, Damper**	BN34/101
6a.	O-Ring*	.616-92007
7.	Filter	BN44/146
8.	O-Ring, Hi Speed	.B30/305
9.	O-Ring, Low Speed	MD12/16
11.	Gasket Valve Body	BN34/123
12.	Check Valve (Clear)	BN34/107
14.	Pin, Arm	VM30/97
15.	Arm (Stainless)	BN38/534
16.	Diaphragm Assembly	BN44/145
18.	Cover Pump	BN34/95B
19a.	Body Assembly Pump* (Must use w/O-Ring 1A)	BN34/128
20.	Stop Screw, Idle**	BN44/109
20a.	Stop Screw, Idle*	BN34/82
21.	Washer (Aluminum - Same as #26)	BN38/39
22.	Spring, Idle**	BN38/341
22a.	Spring, Idle (Same as #25)*	BN38/344
24.	Adjuster, Hi Speed (with Cross Bar)	BN44/167
25.	Spring, Hi Speed (Same as #22a)	BN38/344
26.	Washer, Hi Speed (Aluminum - Same as #21)	BN38/39
27.	Washer, Low Speed (Aluminum)	BN38/172
28.	Spring, Low Speed	BN38/343
29a.	Adjuster, Low Speed (with Cross Bar) 38mm	BN38/477
29b.	Adjuster, Low Speed (with Cross Bar) 44mm	BN38/166
33.	Plate, N.V. Retainer	BN34/117-GG
34.	Screw with washer	CW2-0307-G
35.	Low Jet, 30-160 in increments of 5	N100.606-SIZE
36.	Main Jet, 30-260 in increments of 5	N102.221-SIZE
37.	Screw	BV15/121-05-GG
38.	Plate, Valve	BN34/108-GG
39.	Valve Body Assembly	BN44/165
40.	Screw (2 pcs)	C5-0414-G
41.	Screw	C6-0308-G
42.	Cover (Stainless)	BN44/147

* Super BN38 and Late Super BN44

** Early Super BN44



SUPER BN CARBURETOR TUNING MANUAL

For the watercraft tuner working with
Super BN series carburetors.


Description	Part No.
Mikuni Manual	53-9999



CARBURETOR SOCKET BOLT KIT

Replace the stock phillips bolts on
carbs with stainless steel socket head bolts.

Description	Part No.
Mikuni Super BN	59-9131



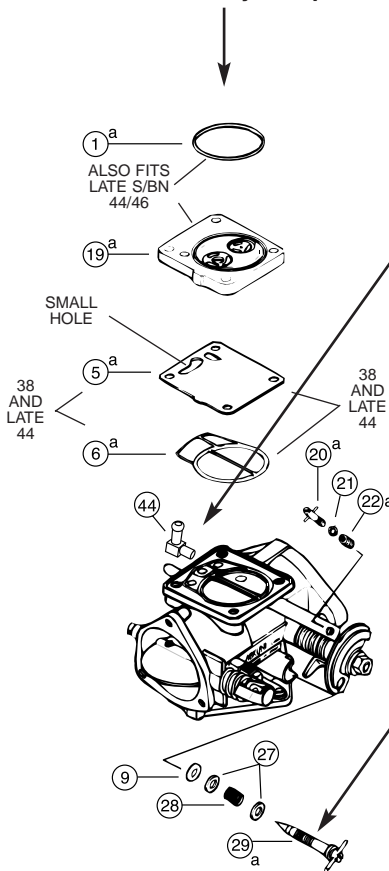
THROTTLE VALVE KIT

Description	Part No.	Mikuni Part No.
Throttle valve kit for 44mm	45	MK-BN/044 TV
Throttle valve kit for 46mm	46	MK-BN/046 TV
Throttle valve kit for 38mm	47	MK-BN/038 TV

THROTTLE SHAFTS AND VALVES

Description	Part No.	Mikuni Part No.
A. Super BN 44mm Throttle Shaft (Extended)	THS-4446	703-89004
B. Super BN 44mm #120 Throttle Valve	V44-120	BN44/06-120
B. Super BN 44mm #130 Throttle Valve	V44-130	BN44/06-130
B. Super BN 44mm #135 Throttle Valve	V44-135	BN44/06-135
B. Super BN 46mm #120 Throttle Valve	V46-120	818-46009-120
C. Super BN 38/44/46mm Throttle Shaft Seal	THSS	N167.126
D. Super BN 38/44/46mm Throttle Shaft Clip (Standard)	THSC	BN38/566
D. Super BN 38/44/46mm Throttle Shaft Clip (Heavy Duty)	THSCHD	MK-BN/005
E. Super BN 38/44/46mm Throttle Shaft Washer (Nylon)	THSW	N114.077
F. Super BN 38/44/46mm Throttle Shaft Bushing	49	BN38/569
Super BN 38/44/46mm Throttle Shaft Screw	THVS	

Super BN 38
Also used in late style Super BN 44



90° FUEL INLET FITTING (PRESS IN)

Description	Diag. #	Part No.
90° Fuel Inlet Fitting	44	DF44-2/70



ADJUSTER WITH CROSS BAR

Description	Diag. #	Part No.
High Speed 38/44	24	BN44/167
Low Speed 38	29a	BN38/477
Low Speed 44	29b	BN38/166

(Does not fit Yam OEM 44mm carb)



DIAPHRAGM AND FILTER

Description	Diag. #	Part No.
G. Diaphragm Assembly	16.	BN44/145
H. Super BN Filter	7.	BN44/146



ULTIMATE CARB GASKETS

Thick "Green" gaskets.

Mikuni	Part No.
38mm	9230
40mm "I" Series	9235
44mm	9240
46mm	9250
48mm	9252
50mm	9257
48mm SD951 I Series	6740

FUEL SYSTEMS
ENGINE/GASKETS
EXHAUST
DRIVE LINE HANDLING
ELECTRICAL
WATERLINE /BILGE
STEERING & CONTROLS
BODY
ACCESSORIES
SERVICE TOOLS /HARDWARE
CHEMICAL
FREESTYLE & 800SKR
FOUR STROKE



PARTS STAMPING This marking on a jetting part is your quality assurance guarantee it is a genuine Mikuni component. **DO NOT ACCEPT SUBSTITUTES.**



CARBURETOR JETS
Mikuni Low Jets
P/# (N100.606-size)

Size:	30	95
	32.5	97.5
	35	100
	37.5	102.5
	40	105
	42.5	107.5
	45	110
	47.5	112.5
	50	115
	52.5	117.5
	55	120
	57.5	122.5
	60	125
	62.5	127.5
	65	130
	67.5	132.5
	70	135
	72.5	137.5
	75	140
	77.5	142.5
	80	145
	82.5	147.5
	85	150
	87.5	155
	90	160
	92.5	

CARBURETOR JETS
Mikuni Main Jets
P/# (N102.221-size)

Size:	30	95	160
	32.5	97.5	162.5
	35	100	165
	37.5	102.5	167.5
	40	105	170
	42.5	107.5	172.5
	45	110	175
	47.5	112.5	177.5
	50	115	180
	52.5	117.5	182.5
	55	120	185
	57.5	122.5	187.5
	60	125	190
	62.5	127.5	195
	65	130	200
	67.5	132.5	205
	70	135	210
	72.5	137.5	215
	75	140	220
	77.5	142.5	230
	80	145	240
	82.5	147.5	
	85	150	
	87.5	152.5	
	90	155	
	92.5	157.5	



GENUINE MIKUNI CARB COMPARTMENT KIT

Description	Part No.
Dealer Compartment Kit*	53-2120
Compartment only	53-2122

* Dealer Compartment Kit consists of:
4 Each of Needle and Seat 1.5/2.0/2.3/2.5
4 Each of Arm Spring 65/80/95/115gm
5 Each of Low Jets 67.5/70/72.5/75/77.5
 87.5/90/92.5/95/97.5/100/102.5/105/107.5/110
5 Each of Main Jets 105/110/115/120/125
 130/135/140/145/150/155/160

OLD TYPE NEEDLES & SEATS

**ROUND DIAPHRAGM COVER
STANDARD BN
OLD TYPE, STANDARD METAL TIP**

— Screw in Type —



Description	Part No.	Mikuni No.
1.5	53-2500	VM26/26-1.5
2.0	53-2501	VM26/26-2.0
2.3	53-2502	VM26/26-2.3
2.5	53-2503	VM26/26-2.5
2.8	53-2504	VM26/26-2.8

NEW TYPE NEEDLES & SEATS

SQUARE DIAPHRAGM COVER SUPER BN (NEW TYPE)

— Push in Type —



VITON TIP		
Description	Part No.	Mikuni No.
1.2	—	—
1.5	53-2600	786-35015-1.5
1.8	53-2608	786-35015-1.8
2.0	53-2601	786-35015-2.0
2.3	53-2602	786-35015-2.3
2.5	53-2603	786-35015-2.5

STANDARD METAL TIP		
Description	Part No.	Mikuni No.
1.2	53-2599	786-35018-1.2
1.5	53-2598	786-35018-1.5
1.8	53-2597	786-35018-1.8
2.0	53-2596	786-35018-2.0
2.3	53-2595	786-35018-2.3
2.5	53-2594	786-35018-2.5

MIKUNI ARM SPRINGS

POP-OFF PRESSURE CHART



Description	Part No.	Mikuni No.
65gm	53-2614	730-03030
80gm	53-2613	730-03033
95gm*	53-2615	730-03034
*This spring is for Sea Doo BN 46l Carbs Only!		
95gm	53-2612	730-03027-T
115gm	53-2611	730-03027

Part. No.	53-2611	53-2612	53-2613	53-2614
Arm Springs	115 grams	95 grams	80 grams	65 grams
Needle Valve Size	1.5	43 p.s.i.	38 p.s.i.	32 p.s.i.
	2.0	32 p.s.i.	25 p.s.i.	18 p.s.i.
	2.3	22 p.s.i.	20 p.s.i.	15 p.s.i.
	2.5	19 p.s.i.	17 p.s.i.	12 p.s.i.
Color	Gold	Dull Silver	Black	Shiny Silver

MIKUNI GENUINE PARTS SUPER BN 46 "I"



SUPER BN 46 "I" TYPE CARB

Diagram No.	Description	Mikuni Part No.
4.	Grommet, Check Valve (2)	BN34/125
7.	Filter	BN44/146
8.	O-Ring, Hi Speed (2)	BN30/305
9.	O-Ring, Low Speed (2)	MD12/16
11.	Gasket Valve Body	BN34/123
12.	Check Valve (Clear)	BN34/107
14.	Pin, Arm	VM30/97
15.	Arm (Stainless)	BN38/534
16.	Diaphragm Assembly	BN44/145
61.	Gasket, Pump	BN46I/13
62.	Diaphragm, Pump (Clear)	BN46I/14
63.	O-Ring	616-73002
64.	Check Valve (2)	BN46I/11
66.	Diaphragm, Damper	BN46I/34
67.	Diaphragm, Damper (clear)	BN46I/15
68.	O-Ring	616-73003
69.	O-Ring, Needle Valve	KV/10

53-2115 BN46 I Rebuild Kit

21.	Washer, Aluminum (3)	BN38/39
25.	Spring (2)	BN38/344
27.	Washer, Aluminum (2)	BN38/172
28.	Spring, Low Speed	BN38/343
29b.	Adjuster, Low Speed	BN38/166
33.	Plate, Needle Valve Retainer	BN34/177-GG
34.	Screw with Washer	CW2-0307-G
37.	Screw	BV15/121-05-GG
38.	Plate, Valve	BN34/108-GG
39.	Valve Body Assembly	BN44/165
40.	Screw (2)	C5-0414-G
41.	Screw	C6-0308-G
42.	Cover (Stainless)	BN44/147
70.	Screw with 2 Washers (4)	BN34/120-35
73.	Stop Screw, Idle	BN38I/40
76.	Screw (4)	C2S=0514
77.	Diaphragm, Acclr. Pump	BN40I/22
79.	Body Assembly, Pump	BN46I/49



SA-300

SA-200

SA-100

ADJUSTER WITH CROSS BAR

This allows simple tuning adjustments, which is not possible with oem screw.

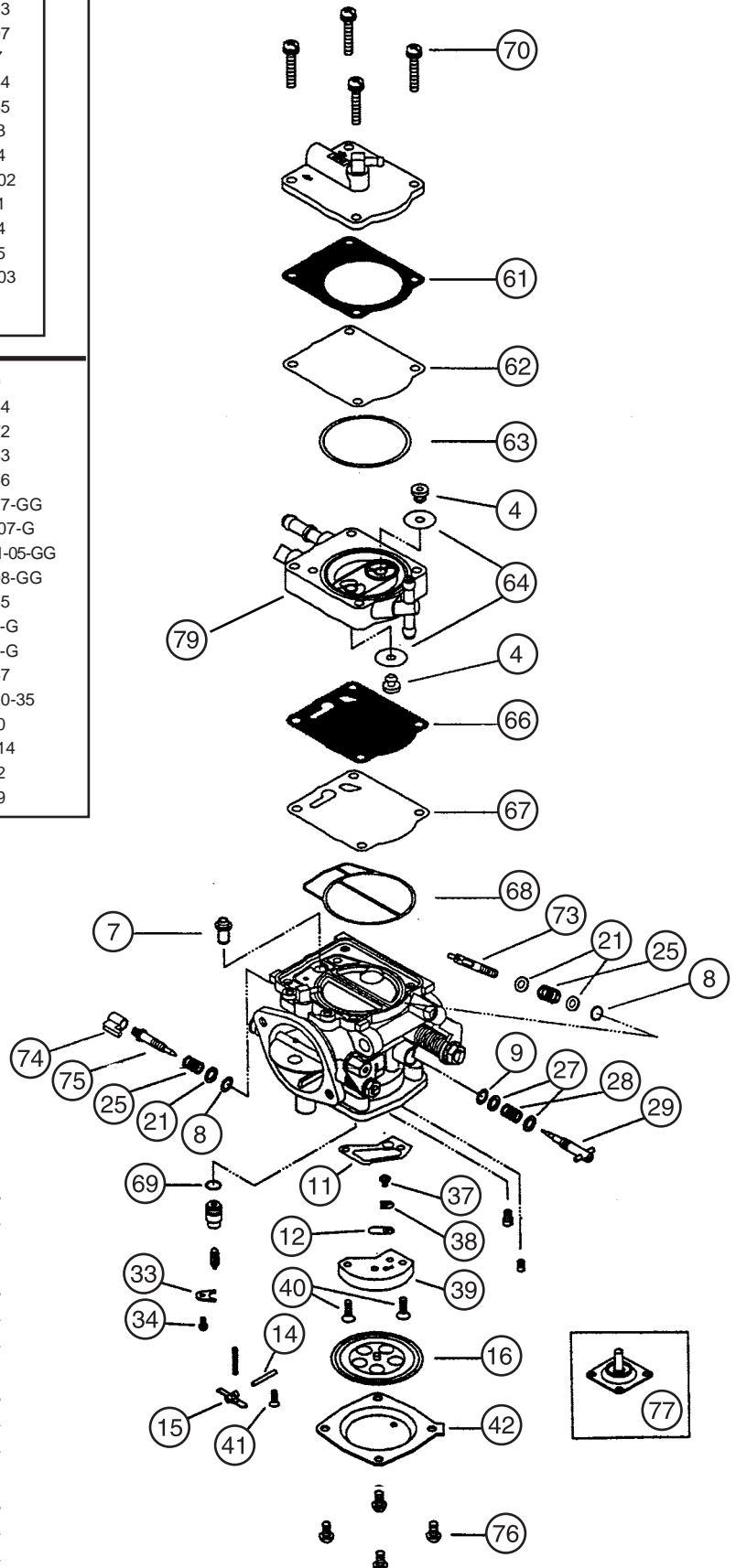
"I" series 44/46, OEM Yam GP800 & SD 951	Part No.
High Speed cross bar screw	SA-100

OEM Yamaha Carb, XL1200LTD, XLT1200, GP1200R	Part No.
Low Speed cross bar screw	SA-200
High Speed cross bar screw	SA-300

OEM Kawasaki Carb, Kawasaki 800SXR	Part No.
Low Speed cross bar screw	SA-500
High Speed cross bar screw	SA-100

OEM Yamaha Carb, Superjet 2004+	Part No.
Low Speed cross bar screw*	SA-700
High Speed cross bar screw*	SA-800

*Choke must be removed to install SA-700 and SA-800



FUEL SYSTEMS
ENGINE/GASKETS
EXHAUST
DRIVE LINE HANDLING
ELECTRICAL
WATERLINE /BILGE
STEERING & CONTROLS
BODY
ACCESSORIES
SERVICE TOOLS
HARDWARE
CHEMICAL
FREESTYLE & 800SXR
FOUR STROKE

KEIHIN RACING CARBURETOR


FUEL SYSTEMS
ENGINE/GASKETS
EXHAUST
DRIVE LINE HANDLING
ELECTRICAL
WATERLINE /BILGE
STEERING & CONTROLS
BODY
ACCESSORIES
SERVICE TOOLS /HARDWARE
CHEMICAL
FREESTYLE & 800SXR
FOUR STROKE



KEIHIN OEM REPLACEMENT CARBURETOR

Polaris Hurricane 700
1996-97
39 mm


Description	Part No.
OEM Replacement	53-2030



KEIHIN FUEL PUMP REBUILD KIT

Includes all parts necessary to rebuild the Keihin fuel pump. Fits Kawasaki 650SX 1986-91, 650X2 1989-91.

Description	Part No.
Fuel Pump Rebuild Kit	53-2105



KEIHIN CARB MIXTURE ADJUSTMENT KNOBS

Billet aluminum, knurled outer, anodized knobs with index reference mark fit on the existing adjustment screws of Keihin 38/40mm carbs to make mixture adjustment easy.

Description	Part No.
Carburetor Adjustment Knobs	53-9993
Fits 38/40mm OEM Type only (does not fit 42mm)	



ULTIMATE CARB GASKETS

Thick "Green" gaskets.

Keihin	Part No.
38mm	9200
40mm	9205
42mm	9220



CARB SCREW ADJUSTING TOOL

A special 90-degree screwdriver, designed to adjust carburetors of triple-cylinder watercraft.

Description	Part No.
Carb Screw Adjusting Tool	53-9994

CARBURETOR JETS

Keihin Low Jets		Keihin Main Jets	Keihin Main Jets	
P/# (N424-35-size)		P/# (N424-27-size)	P/# (N424-36-size)	
40	88	150	100	155
42	90	155	102	158
45	92	160	105	160
48	95	165	108	162
50	98	170	110	165
52	100	175	112	168
55	102	180	115	170
58	105	185	118	172
60	108	190	120	175
62	110	195	122	178
65	112	200	125	180
68	115	(for CDCV)	128	182
70	118		130	185
72	120		132	190
75			135	195
78			138	200
80			140	
82			142	
85			145	
			148	
			150	
			152	

When ordering specify type and size. Part number is not necessary

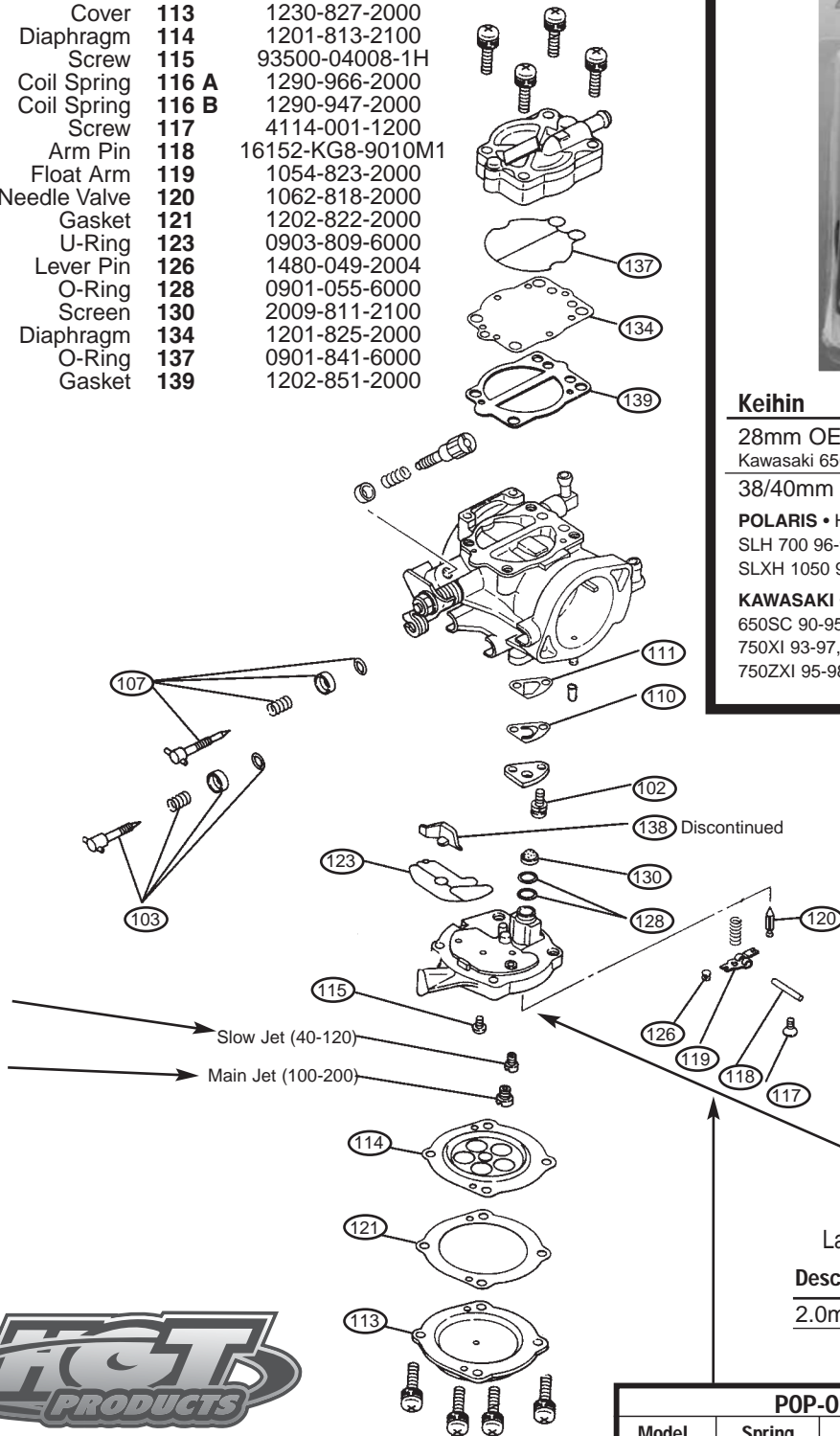


2006 WORLD FINALS • LAKE HAVASU, AZ
PHOTO COURTESY OF JIN OMURA

**GENUINE KEIHIN
CARBURETOR PARTS**



Description	Diagram	Keihin Part No.
Screw	102	N114-03060
Adjust Screw (Main)	103	Z014-0660
Adjust Screw (Slow)	107	Z014-0670
Check Valve	110	1242-809-2000
Gasket	111	1202-823-2000
Cover	113	1230-827-2000
Diaphragm	114	1201-813-2100
Screw	115	93500-04008-1H
Coil Spring	116 A	1290-966-2000
Coil Spring	116 B	1290-947-2000
Screw	117	4114-001-1200
Arm Pin	118	16152-KG8-9010M1
Float Arm	119	1054-823-2000
Needle Valve	120	1062-818-2000
Gasket	121	1202-822-2000
U-Ring	123	0903-809-6000
Lever Pin	126	1480-049-2004
O-Ring	128	0901-055-6000
Screen	130	2009-811-2100
Diaphragm	134	1201-825-2000
O-Ring	137	0901-841-6000
Gasket	139	1202-851-2000



Slow Jet (40-120)
Main Jet (100-200)



KEIHIN COIL SPRINGS

Description	Part No.
42mm 40 grm 1290-966-2000	116A
42mm 70 grm 1290-947-2000	116B
40mm 40 grm 1290-992-2000	116C
40mm 70 grm 1290-961-2000	116D

**KEIHIN GENUINE
CARBURETOR REBUILD KITS**

Kits include all necessary gaskets, diaphragms, and hardware required to disassemble and rebuild Keihin carburetor.



Keihin	Part No.
28mm OEM Type Kawasaki 650 SX 1986-91 & 650 X-2 1986-91	53-2100
38/40mm OEM Type & 42mm CDKII	53-2103

POLARIS • Hurricane 700 96-97, SL/SLT 700 96-97, SLH 700 96-97, SL900 96-97, SL/SLTX 1050 96-00, SLXH 1050 98-99, Genesis 99-00, 1200Pro 00, Virage/TX 00

KAWASAKI • JS440 91-92, JS550SX 91-95, 650TS 89-96, 650SC 90-95, 750SX 92-95, 750SXI 95, 750SS 92-98, 750XI 93-97, 750XIR 94, 750ST 94-95, 750STS 95-97, 750ZXI 95-98, 900ZXI 95-97, 900STX 97-99, 1100ZXI 96-97



**KEIHIN METERING BLOCK
ASSEMBLIES**

Large high flow needle valve seat assembly.

Description	Part No.
2.0mm	53-2609

POP-OFF PRESSURE CHART

Model	Spring Force	Spring Length	Part Number	Needle 1.6(std)	Valve 1.8	Size 2.0
42mm	70gr.(std)	11mm	116B	24psi	21psi	18psi
	40gr.	9.17mm	116A	15psi	13psi	11psi
40mm mid range & 42mm Accp.	70gr.(std)	8.7mm	116D	N/A	N/A	N/A
	40gr.	7.4mm	116C	N/A	N/A	N/A

FUEL SYSTEMS	ENGINE/GASKETS	EXHAUST	DRIVE LINE HANDLING	ELECTRICAL	WATERLINE /BILGE	STEERING & CONTROLS	BODY	ACCESSORIES	SERVICE TOOLS	CHEMICAL	FREESTYLE & 800SKR	FOUR STROKE
--------------	----------------	---------	---------------------	------------	------------------	---------------------	------	-------------	---------------	----------	--------------------	-------------

BLACK CARBURETORS JACK

BLACKJACK HIGH FLOW PERFORMANCE CARBURETORS

The BlackJack Carburetor is a high flow performance carburetor designed to be user friendly. It uses a proven annular discharge design with modified internal circuits. BlackJack Carburetors are easy to tune and don't load up, even under extreme conditions. And BlackJack Carburetors product instant throttle response with more bottom end power, better mid-range acceleration, and unmatched top end.



Description	Part No.
44mm BlackJack	53-2092
46mm BlackJack	53-2093
48mm BlackJack	53-2094
48mm Butterfly only 12 Degree	48-012



RIVA YAMAHA RACING CARBURETOR WITH POWER BOMB FUEL ATOMIZER

Riva Yamaha new racing carburetors feature a short press fit air bell that tapers from a massive 70mm to a true 48mm throttle plate. Starting with proven Mikuni Super-BN carburetors, each one is hand assembled with top shelf components. At the heart of carburetor is Riva's exclusive "Power Bomb" fuel atomizer, providing peak performance under all conditions. Hesitation and bogging are eliminated while delivering explosive acceleration and extreme top speed. Available individually with flange mount or spigot mount.




Description	Part No.
48mm Flange Mount	RY1200R-48-IF
Butterfly Rebuild Kit	RY12-TSRK



DUAL CARBURETOR SYSTEMS

Sea Doo	Carb	Flame Arrestor	Part No.
720	Mikuni 44mm	K&N	53-0915
720	Mikuni 46mm	K&N	53-0916
800	Mikuni 44mm	K&N	53-0925
800	Mikuni 46mm	K&N	53-0926

720 Kits also fit 650 & 580 Engines. Please specify for proper jetting.



All carburetor kits are assembled with the above listed K&N Filters or Tau Ceti Pro Series II Flame Arrestors, the filter size and shape is the best fit based on the watercraft model.

FUEL SYSTEMS
ENGINE/GASKETS
EXHAUST
DRIVE LINE HANDLING
ELECTRICAL
WATERLINE /BILGE
STEERING & CONTROLS
BODY
ACCESSORIES
SERVICE TOOLS /HARDWARE
CHEMICAL
FREESTYLE & 800SXR
FOUR STROKE



HOT PRODUCTS CARBURETOR KITS

Yamaha	Carb	Flame Arrestor	Part No.
701 W/Rdr / 760 (62T)	Mikuni 44mm	K&N	53-0975
701 W/Rdr / 760 (62T)	Mikuni 46mm	K&N	53-0974
1100/1200	Mikuni 44mm	K&N	53-0980
1100/1200	Mikuni 46mm	K&N	53-0992

* See page 13 for crankcase application chart

Kawasaki	Carb	Flame Arrestor	Part No.
750	Mikuni 44mm	K&N	53-0830
750	Mikuni 46mm	K&N	53-0840




SINGLE CARBURETOR SYSTEMS

Kawasaki	Carb	Flame Arrestor	Part No.
650 SX/X2	Mikuni 44mm	K&N	53-0650
650 SX/X2	Mikuni 46mm	K&N	53-0660
750 All	Mikuni 44mm	K&N	53-0820
750 All	Mikuni 46mm	K&N	53-0825

All carburetor kits are assembled with the above listed K&N Filters or Tau Ceti Pro Series II Flame Arrestors, the filter size and shape is the best fit based on the watercraft model.

SINGLE INTAKE MANIFOLDS

FITS MIKUNI 44/46 MM



Kawasaki	Part No.
A. 650 All	53-0651
B. 750 All	53-0827



RIVA

Yamaha	Part No.
701/760 (62T/64X)	RY126M



FREE STYLE SINGLE INTAKE MANIFOLD ADAPTER KIT

This adapter makes a Kawasaki 650 single intake manifold fit on a Yamaha 701 case. Also ideal for Rental Yamaha watercraft for easy tuning.

Description	Part No.
Yamaha 701 Freestyle Intake Adapter Kit for Mikuni 44/46. Sold per set.	53-0652
Use with BCW Intake Manifold Part # 53-0651 listed above	

FUEL SYSTEMS
ENGINE/GASKETS
EXHAUST
DRIVE LINE HANDLING
ELECTRICAL
WATERLINE /BILGE
STEERING & CONTROLS
BODY
ACCESSORIES
SERVICE TOOLS /HARDWARE
CHEMICAL
FREESTYLE & 800SXR
FOUR STROKE

DUAL INTAKE MANIFOLDS FOR SEA DOO

FITS MIKUNI 44/46MM AND KEIHIN*



R&D

SEA D00	Part No.
580/650/720	53-0923



R&D

SEA D00	Part No.
XP800	223-80000

*Also fits Keihin



R&D

SEA D00	Part No.
XP800 Direct Flow	223-80001



R&D

SEA D00	Part No.
951	223-95000

Must use with part number 273-95000
R&D Stuffers

2006 WORLD FINALS
LAKE HAVASU, AZ

PHOTO COURTESY OF
JIN OMURA



DUAL / TRIPLE INTAKE MANIFOLDS FOR YAMAHA

FITS MIKUNI 44/46MM



Boyesen/Full Spectrum
Extream Velocity Manifold System



Reed cage
kit is not
included.

Yamaha	Part No.
701(62T) W/Rdr/760 With Billet Carb. Plate for OEM Reed	222-76000
701(62T) W/Rdr/760 With Billet Carb. Plate for Moto Tassinari Reed	226-76100
Mounting Plate Gasket Center to center 120 mm	12-0010

Yamaha	Part No.
701(62T)W/Rdr/760 Rad Reed Valve (See page 25 for details)	IM001 RAD-131R

Yamaha Crankcase Application Chart

6M6	650LX, VXR, Wave Runner III, Super Jet 90-93
61X	Pro VXR, Wave Runner III, GP, Super Jet 94-95, Fx-1, Wave Blaster 93-95, Raider 701 96-97
62T	Super Jet 96-01, Blaster II
64X	Wave Blaster 96-97, GP760, Raider 701/Deluxe/760 94-95, Venture 701/760, XL700/760
63M	Raider 1100, Venture 1100
66E	GP800 Power Valve
65U	GP1200, XL1200, SUV1200
66V	GP1200R, XL1200 LTD/XLT, 99-01 Power Valve



PRO-TEC

Yamaha **Part No.**
Y701 (62T), Wave Raider/760 **13-2109**



R&D

Yamaha **Part No.**
GP1200R/XLL-L **232-12100**
OEM/Mikuni w/Stuffer



R&D

Yamaha **Part No.**
GP800 with stuffers **222-80000**

DUAL / TRIPLE INTAKE MANIFOLDS FOR KAWASAKI FITS MIKUNI 44/46MM



R&D

Kawasaki **Part No.**
800SXR **231-75146**
With Billet Carb. Plate
for OEM Reed
Mounting Plate Gasket **12-0010**
Center to center 120mm



R&D

Kawasaki **Part No.**
800SXR **231-75148**
With Billet Carb. Plate
for MOTO TASSINARI reed
Mounting Plate Gasket **12-0010**
Center to center 120mm



Boyesen

• Kit includes (1) precision cast aluminum intake manifold, (2) "EV" RAD Valves, (1) carb adapter plate and all necessary installation hardware

Kawasaki **Part No.**
800 SX-R (03-07) **IM-002KIT**



R&D

Kawasaki **Part No.**
750 **231-75144**
Center to center 104mm



R&D


Kawasaki **Part No.**
800SXR for **231-75144-MT**
Moto Tassinari Reed



JetWorks

Kawasaki **Part No.**
Ultra 150/STX-R **53-0887**

*Sold separately *Use with OEM reed



R&D

Kawasaki **Part No.**
Ultra 150/STX-R Kit **231-15000**

*Use with M-16 reed only

FUEL SYSTEMS
ENGINE/GASKETS
EXHAUST
DRIVE LINE HANDLING
ELECTRICAL
WATERLINE /BILGE
STEERING & CONTROLS
BODY
ACCESSORIES
SERVICE TOOLS /HARDWARE
CHEMICAL
FREESTYLE & 800SXR
FOUR STROKE



CARBURETORS LINKAGE

Linkage Kit	Part No.
Keihin	53-0602
Mikuni	53-0622
OEM Carb.	53-0628



CARBURETORS LINKAGE SLEEVES

Sleeve Only		Part No.
5/8"	16mm	53-9905
3/4"	19mm	53-9906
1"	25mm	53-9916
2-3/16"	56mm	53-9917
6"	152mm	53-9918



LINKAGE INSTALLATION TOOL FOR OEM CARB.

Description	Part No.
Linkage Installation Tool	53-0434



MIKUNI DUAL CARBURETORS LINKAGE KIT

Description	Part No.
Mikuni Dual Linkage Kit	MK-BN/001



JETWORKS LINKAGE


Using 120mm center to center aftermarket dual S/BN carburetor applications. It is made to have zero backlashes and will not compress after age.

Description	Part No.
120 mm center to center	LK-2



THROTTLE ARM LINKAGE & CONVERSION ARM

Description	Part No.
A. Throttle Arm (LH)	53-0611
B. Throttle Arm (Middle)	53-0612
C. Throttle Arm (RH)	53-0613



MIKUNI GENUINE OEM STYLE LINKAGE RODS

Description	Part No.
D. Sea Doo XP800	53-0615
E. Sea Doo 951	53-0616
F. Triple Carb Linkage Rod	53-0606



TBM CARBURETOR SHAFT COLLARS


Designed to replace the e-clips that commonly break allowing the carburetor shaft to vibrate side to side damaging the butterfly's and carburetor bodies. Manufactured from stainless steel for corrosion prevention, the two-piece design allows installation without disassembling the carburetors.

Description	Part No.
Carburetor shaft collars	TBM108



2006 WORLD FINALS • LAKE HAVASU, AZ
PHOTO COURTESY OF JIN OMURA

THROTTLE CABLE DRUM FOR MIKUNI



Hot Products original drum for Mikuni carburetors allows the use of any throttle cable and bracket on Mikuni carburetors. 8 positions, 18mm throw.

Description	Part No.
Hot Products Cable Drum 18mm Throw	53-2622

PJS Drums features a center web thin enough to allow use of nut with lock washer. "D" slot match the throttle shaft for a perfect fit. 12 positions and available in 20mm or 25mm throws

Description	Part No.
Standard Size (20mm throw)	53-2625
Oversized (25mm throw) For Oil injection and stock carburetors of Yamaha GP/XL	53-2627



THROTTLE CABLE BRACKETS FOR MIKUNI



Diaphragm Cover Mount Throttle Cable Bracket


Recommend for use with Hot Products Cable Drum Part #53-2622 8mm hole.

RY12-TCB	8mm
N-TCB-K	10mm




Body Mount Throttle Cable Bracket

53-3310



Kawasaki / Polaris / Tigershark - 10mm Hole

53-3317



Sea Doo / Yamaha / WetJet - 8mm Hole

53-3318



MIKUNI SLOTTED CABLE DRUM FOR LINKAGE

Description	Part No.
Cable Drum	53-2628



MOTOINE SOFT SPRING FOR MIKUNI

New Motoine Mikuni spring is 2/3 softer than original spring and reduces thumb and/or finger throttle fatigue.

Description	Part No.
Soft Spring	MR-00013



2006 WORLD FINALS • LAKE HAVASU, AZ
PHOTO COURTESY OF JIN OMURA

FUEL SYSTEMS
ENGINE/GASKETS
EXHAUST
DRIVE LINE HANDLING
ELECTRICAL
WATERLINE /BILGE
STEERING & CONTROLS
BODY
ACCESSORIES /SERVICE TOOLS
HARDWARE
CHEMICAL
FREESTYLE & BOOSXR
FOUR STROKE



FUEL PICKUP FOR ZXI/STX-R

Provides maximum fuel flow to triple carbs

Description	Part No.
Kawasaki ZXI/STX-R	53-9957



ADA PICKUP FOR ULTRA

Description	Part No.
Kawasaki Ultra	KUPP



24-7 BILLET INTERNAL FUEL FILLER FOR YAMAHA SUPERJET

Description	Part No.
Dual Fuel Filler	DF-001
Single Fuel Filler	SF-001



BLOWSION FUEL FILLER FOR KAWASAKI SX/SXI/SXI-PRO/SXR

Description	Part No.
Billet Dual Pick Up	KASXAL 143





BLOWSION FUEL FILLER FOR YAMAHA SUPERJET AND POLARIS OCTANE

Description	Part No.
Billet Dual Pick Up	YAAMAL 140
Billet Single Pick Up	YAAMAL 141



BLOWSION RACING FUEL PICKUP FOR KAWASAKI SX/SXI/SXI-PRO/SXR

Description	Part No.
Billet Dual Pick Up	KASXAL144



FUEL TANK FILTER

Description	Part No.
A. Universal Fuel Tank Filter (Replaces Sea Doo #275-500-005)	53-9946
B. Universal Fuel Tank Filter (Replaces Yamaha #8H5-224560-00)	006-516



ULTRA 250 DEEP FUEL PICKUP

The R&D deep fuel pickup is designed to maximize fuel volume. The Stock fuel pickup is located horizontally in the gas tank three inches above the bottom of the tank. This leaves approximately 5 gallons of unusable fuel in the tank. The R&D deep fuel pickup relocates the stock fuel pickup to the bottom of the tank in a vertical position. The new position allows for 24 percent more riding time per tank of gas.

An absolute must for offshore racing.

Description	Part No.
Deep Fuel Pickup	801-25100



ONE WAY CHECK VALVE

One way vent valve allows fuel to travel in one direction only. 1/4" Fuel Line.

Description	Part No.
One Way Check Valve	53-9941



RIVA HIGH VOLUME FILTER

3/8" Fuel Line.

Description	Part No.
3/8" Riva High Volume Filter	RY-0503



2" SLIMLINE WITH BRONZE ELEMENT

Clear nylon housing and bronze 75 Micron Element. 2" length. 1/4" Fuel Line.

Description	Part No.
2" Slimline with bronze	53-9952
Retail sales display card with 20 filters	53-9952D



3" SLIMLINE WITH POLYESTER ELEMENT

Lightweight high flow 90 Micron Polyester Element. 3" length. 1/4" Fuel Line.

Description	Part No.
3" Slimline with polyester	53-9953
Retail sales display card with 20 filters	53-9953D



IN-LINE OIL FILTER

75 Micron Stainless Steel Element. 1.3" diameter, 1/4" Fuel Line. This filter works with fuel and oils. Perfect protection for oil pumps and oil injection engines.

Description	Part No.
Stainless Steel filter	53-9943
Retail sales display card with 20 filters	53-9943D



HIGH-CAPACITY HIGH FLOW FILTER

80 Micron Paper Element. 1.6" diameter, 1/4" Fuel Line.

Description	Part No.
High Flow Paper Filter	53-9945
Retail sales display card with 20 filters	53-9945D



HIGH PERFORMANCE CATALYTIC FILTER

A Fuel filter made of high impact nylon. Clean burning engines, better throttle response and some increase in power and fuel efficiency.

Description	Part No.
Catalytic Filter	53-9948



QUICK DISCONNECT RESTRICTOR

Mikuni main jets thread into the billet part of the restrictor. This kit is used on the return lines of carburetors to fine tune fuel pump pressures.

Description	Part No.
Quick Disconnect Restrictor 1/4"	QD-14



Recommended Main Jets:

Stock Carbs for 1200 (66V) 105
 Novi Carbs for 1200 (66V) 100-120
 Novi Carbs for 701 (61X) 100-120

FUEL RETURN LINE RESTRICTOR

Designed to improve throttle response and reduce lean conditions in power band, our new Fuel Return Line Restrictor installs into fuel return line between carburetors and fuel tank, restricting fuel return rate, increasing pressure to carburetors. Precision-machined billet restrictor is threaded to accept a Mikuni Main Jet (not included) to match your application. For use with OEM and aftermarket carburetors.

Description	Part No.
Fuel Return Line Restrictor	RY12-RLR-14



RIVA FUEL FILTERS

OE replacements fit stock mounting bracket in all Yamaha watercraft these fuel filters also serve as a water separator protecting the motor from water damage

Description	Part No.
OE Replacement filter (all except 66V/E)	RY-0501
OE Replacement filter 66V/E	RY-0502

FUEL SYSTEMS
ENGINE/GASKETS
EXHAUST
DRIVE LINE HANDLING
ELECTRICAL
WATERLINE /BILGE
STEERING & CONTROLS
BODY
ACCESSORIES
SERVICE TOOLS /HARDWARE
CHEMICAL
FREESTYLE & 800SKR
FOUR STROKE



1/4" FUEL LINE & 1/8" PRIMER LINE

Our fuel and primer line is made from a thick walled polyurethane tubing. Both fuel and primer line is blue. Sold per foot, or 25 feet/pk.

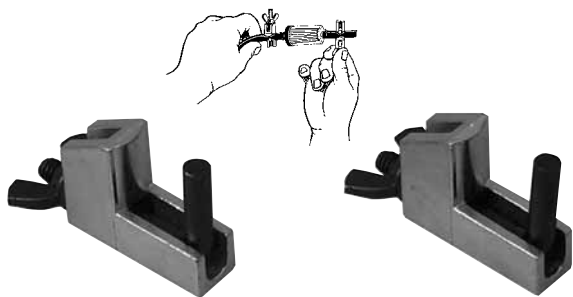
Description	Part No.
Fuel (1/4") per foot	53-9970
Fuel (1/4") 25 feet/pk	53-9970-25
Primer Line (1/8") per foot	53-9980
Primer Line (1/8") 25 feet/pk	53-9980-25



PRIMER LINE

Double layer constructed fuel hose for primer. Made in Japan. Sold in 25 feet/pk

Description	Part No.
Primer Line (I.D. 3mm/O.D. 7mm)	53-9985



HOSE PINCHERS

Quick, easy way to pinch off fuel lines, etc, without damaging the fuel line. Sold two per set.

Description	Part No.
Hose Pinchers	LS22850



FUEL FEED AND VENT HOSE

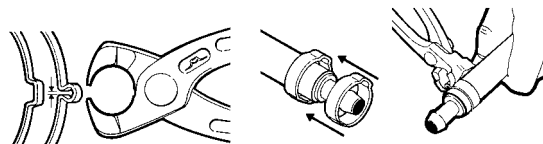
Designed to meet fuel hose specifications of SAE J1527 and ISO 7840. The barrier construction provides the lowest permeation rating available for any marine fuel hose. Formulated to handle gasoline, diesel and alcohol blended fuels. This hose meets all the requirements of the USCG, NMMA, ABYC and is certified by IMCI for use in the European community. The 360 series is an A-1 hose that can be used in a feed or vent application. The flame resistant cover is designed for enclosed engine compartment applications.

* Recommended to use with "squeeze on" clamp P/#59-4017

Description	Part No.
1/4" Fuel Feed & Vent Hose 25 feet/pk.	360-014



SQUEEZE ON STAINLESS STEEL CLAMPS



Description	Clamp Size	Part No.
Pincer Tool		59-4015
Clamp for 1/4" Hose (10 pcs/pk)	9/16	59-4016
Clamp for 3/8" Water Line (10 pcs/pk)	11/16	59-4017
Clamp for 1/2" Water Line (10 pcs/pk)	13/16	59-4018



FUEL LINE Q/D W/SHUT-OFF VALVE for 1/4" fuel line

Description	Part No.
Fuel Line Q/D w/Shut-off Valve	53-9951



PRIMER KITS

A cure for hard-starting motors. Draws fuel from the fuel line to give the carburetor a blast of fuel for easy starting. Eliminates chokes and adds to battery life. A must on high-performance modified carburetors with eliminated chokes. Hot Products primers are assembled with top-quality materials and include 9 feet of 1/8" blue primer hose to fit sit down craft. USA made top-quality plunger, brass "T" fittings, spigot, caps and zip ties.


Plunger Primer Kit	Part No.
Mikuni Primer Kit Single	53-9920
Mikuni Primer Kit Dual	53-9928
Mikuni Primer Kit Triple	53-9922
Keihin Primer Kit Single	53-9925
Keihin Primer Kit Dual	53-9929
Keihin Primer Kit Triple	53-9924



Spigot & Cap Kit

Brass T Fitting

Parts Only	Part No.
G. Mikuni Brass Spigot & Cap Kit	53-9921
Mikuni Brass Cap Only	53-9921B
H. Keihin Brass Spigot & Cap Kit	53-9926
Keihin Brass Cap Only	53-9926B
I. Brass T for Dual 1/8" x 1/8" x 1/8"	64-0015
J. Brass T for Primer 1/4" x 1/4" x 1/8"	64-0017
Primer Line 1/8" (Sold per foot)	53-9980



1/4" HOSE BRASS FITTINGS

Description	Part No.
A. Straight: 1/8" Thread 1/4" Hose	64-0001
B. 90 Degree: 1/8" Thread 1/4" Hose	64-0010
C. 45 Degree: 1/8" Thread 1/4" Hose	64-0065
D. Barb Connector 1/4" I.D.-1/4" I.D.	64-0057



PRIMER ADD ON KITS

Mikuni and Keihin primer add on kits for use with dual and triple carb kits. One add on kit needed for duals, two needed for triples. Kit includes spigot and cap, T-fitting, 6" of 1/8" blue primer hose and zip ties.

Description	Part No.
Mikuni Primer Add On	53-9923
Keihin Primer Add On	53-9927



53-9915

53-9910A

Plunger Body Only	Part No.
Plunger Primer Only	53-9910A
Button Primer Only	53-9915



PRESS IN NIPPLE

Description	Part No.
1/8" Straight	53-9936
1/4" Straight	53-9937



PLASTIC "Y" FITTINGS

Description	Part No.
1/4" X 1/4" X 1/4" (White)	64-0046
1/4" X 1/4" X 1/4" (Black)	64-0047



MIKUNI HIGH VOLUME FUEL PUMP

16 gallons/61 Liters per hour

Description	Part No.
Fuel Pump	53-3328
Fuel Pump Repair Kit	53-3328RP



**Fuel pump is not included

CARBON REMOTE FUEL PUMP BRACKET

Use this ultra sano 100% carbon fuel pump bracket when adding remote fuel pumps. Lightweight and burly, this is the key to your mounting problems without adding weight or stress to the engine compartment.

Description	Part No.
Fuel Pump Bracket	KASRCO426



2006 WORLD FINALS • LAKE HAVASU, AZ
PHOTO COURTESY OF JIN OMURA



SPIGOT MOUNT FLANGE FOR MIKUNI CARBURETOR

Description	Part No.
I-VM40-200-1 (Gold Band)	48
I-VM44-200-1 For Sea Doo 951 (Black band)	53

For easier removal and installation of carburetor for jetting and maintenance. Recommended to use with side draft manifold only.



SEA DOO DUAL FUEL PUMP UPGRADE KIT

A must for high performance engines with the OEM dual carbs with a single fuel pump. Kit adds a fuel pump to the rear carb, eliminating fuel starvation in the rear carb at high RPM. Includes pulse fitting and hose.

Description	Part No.
Sea Doo Fuel Pump Kit	53-3325



KEIHIN CARBURETOR ADAPTERS FOR MIKUNI CARBURETOR MANIFOLDS

Description	Part No.
A. This adapter allows mounting of Keihin CDKII 38, 42 carburetor to any popular O.E. or aftermarket 44mm Mikuni intake manifold.	53-3305

*The carb will stand straight up when using this adapter - the carb is just rotated a few degrees to clear the adapter mounting bolts.

Description	Part No.
B. This adapter is designed to mount to the Keihin CDKII 38, 42 carburetor at an angle specifically for the Kawasaki JS440/550 piston port engine.	53-3308

*A short air filter is required for to prevent rubbing on the inside of the hood



MIKUNI PUMP BLOCK OFF

Absolutely necessary tool to get your set-up perfect. Eliminates guesswork and wasted time. For all brands.

Description	Part No.
Pump Block Off	53-3330



HOT CARB HOLDER PLUGS

Description	Part No.
9/32" Sold in PK/10 pcs Universal plastic plug has many uses	53-9938



BILLET ALUMINUM OIL INJECTION BLOCK OFF



Polaris	Part No.
SL/SLT650/750SLX/SL SLT780 (Comes w/ case plug), SLX Pro 785	50-9502
SL700/SLT700/Hurricane SL900/SLTX/1050 (Oil injection plug only)	50-9509



Sea Doo	Part No.
580/650/720 All	50-9504



Sea Doo	Part No.
800/951	50-9506



Yamaha	Part No.
650/701/760	50-9500



Yamaha	Part No.
1100/1200/ GPR	50-9501

Kawasaki	Part No.
650/750	50-9500

Kawasaki	Part No.
900/1100	50-9503



PLASTIC CAPS

Caps are sold in packs of 10.

Plastic Caps	Part No.
Small 1/8"	50-9500P
Large 3/8"	50-9504P




CASE BLOCK OFF

Kawasaki	Part No.
650/750	50-9505

*Case Block off not applicable for 800SXR

ROTARY VALVE PARTS



ROTARY VALVE TIMING WHEEL

Description	Part No.
Rotary Valve Timing Wheel	012-170



ROTARY SHAFT PULLER

Special rotary shaft puller tool for Sea Doo PWC.
Fits: Most 580cc, 650cc, 720cc, and 800cc Sea Doo engines.
(6mm thru bolt included)
**Lubrication of all areas is required before using this tool*

Sea Doo	Part No.
Rotary Shaft Puller	B-204

SEA DOO ROTARY VALVE SHAFT AND PARTS

Descriptions	OEM#	Part No.
A. Rotary Valve Shaft 580/650/720	293-837-251	010-455
B. Rotary Valve Shaft 800	290-837-351	010-457
C. Rotary Valve Shaft Gear only (14 teeth) 580/650/720/800 (89-up)	420-935-735	010-450
D. Rotary Cover O-Ring 580/650/720	293-300-023	6250
E. Rotary Cover O-Ring 800	290-831-765	6628
F. Rotary Shaft O-Ring 580/650/720/800	293-300-024	6260
G. Rotary Shaft Oil Seal 580/650/720/800	290-930-580	009-779
H. Rotary Shaft Bearing 580/650/720/800	290-932-032 290-932-797	010-225 010-226

Descriptions	OEM#	Part No.
I. Rotary Shaft Spring 580/650/720/800	290-938-810	010-453
J. Rotary Shaft Snap Ring	290-845-260	010-483
K. 580/650/720/800	290-932-032	010-482
L. Rotary Shaft C-Clips 580/650/720/800	290-845-160	010-454
M. Rotary Spring Holder 580/650/720/800	420-827-430	010-484-01
N. Rotary Bearing Washer 580/650/720/800	420-227-439	010-459
O. Rotary Shaft Barrel 580/650/720/800	290-847-282	010-484



STAINLESS STEEL ROTARY VALVES

Model	Year	Opening Duration	Part No.
580 All	94-96	147°	006-147
650 All	94-95	159°	006-159
720	95-02	159°	006-159
785	95-02	159°	006-159



2006 WORLD FINALS • LAKE HAVASU, AZ
PHOTO COURTESY OF JIN OMURA

Boyesen



BOYESEN POWER REEDS

- The unique dual-petal design
- Quicker acceleration, throttle response and speed.
- Dual-flex epoxy fiber material for maximum longevity and reliability.

Yamaha	Part No.
500 All	022
650 Super Jet	023
650 Wave Runner (All)	023
700 Wave Raider All	024
701 FX1 (94-95)	024
701 Pro-VXR (93-94)	024
701 Super Jet (94-95)	024
Wave Blaster (93-95)	024
Wave Raider (Single Carb) (96)	024
Wave Runner III (94-97)	024
701 Super Jet (96-07)	026
Wave Blaster (96)	026
Wave Raider (94-96)	026
Wave Raider DLX (95-96)	026
Wave Runner XL (99-02)	026
Wave Venture (95-98)	026
GP760(97-00), 760 Waves All (95-99)	029
1100 All (95-97)	028
GP1200(97-99), SUV1200(99-02)	033
XL1200(98)	033

Kawasaki	Part No.
550SX (91-95)	014
650SX/X2/SC/SS/ST/TS All	012
750SX/SXI/SXI-Pro All	013
750SS/STS/XI/ZXI All	013
800 SX-R (03-07)	013
900ZXI(-97), STX(97-01), STS(01)	020
1100ZXI/STX/DI(96-01)	021
Ultra 130(01)	036
STX-R 1200 (02), Ultra 150 (99-05)	021

Polaris	Part No.
650 All (92-95)	016
SL750(93-95), SLT750(94-95)	016
SL780(96-97), SLT780(96-97)	016
SLT780(96-97), SLX780(96)	016
SLX785 Pro (97-02)	016
700 All (-02)	013
Octane (02-04)	013
800 DI (02-04)	013
Hurricane (96-97)	013
SL900(96-97)	030
SL1050(97), SLTX1050(96-99)	031
SLX1050(98)	031
Pro/SLX/Virage TX 1200(00-02)	031
Genesis 1200/FFI (99-01)	031
MSX 140 (03-04)	031

Tigershark	Part No.
640 All (93-99), 770 All (96-99)	018
900 (95-96)	019
1000 All (97-98), TS1100 (99)	019



BOYESEN PRO SERIES REEDS

- Quicker acceleration for that all important holeshoot.
- Crisper mid-range allowing you to pull that extra boat length.
- Carries RPMs further past peak allowing you to run that steeper pitched impeller for increased top end.
- Easy starting and smoother idling for those dreaded no-wake zones.
- Increased life over traditional carbon fiber reeds.

Yamaha	Stock Unlimited	Hi-Performance
700 Wave Raider All	PRO-34	PRO-35
701 FX1 (94-95)	PRO-34	PRO-35
701 Pro-VXR (93-94)	PRO-34	PRO-35
701 Super Jet (94-95)	PRO-34	PRO-35
701 Super Jet (96-07)	PRO-36	PRO-37
Wave Blaster (93-95)	PRO-36	PRO-37
Wave Blaster (96)	PRO-36	PRO-37
Wave Raider (94-96)	PRO-36	PRO-37
Wave Raider, Single Carb (96)	PRO-34	PRO-35
Wave Raider DLX	PRO-36	PRO-37
Wave Runner III (94-97)	PRO-34	PRO-35
Wave Runner XL (99-02)	PRO-36	PRO-37
Wave Venture (95-98)	PRO-36	PRO-37
GP760 (97-00)	PRO-38	PRO-39
760 Waves All (96-99)	PRO-38	PRO-39
1100 All (95-97)	PRO-40	PRO-41
GP1200(97-99)	PRO-77	PRO-78
SUV1200(99-02), XL1200(98)	PRO-77	PRO-78

Kawasaki	Stock Unlimited	Hi-Performance
750 All	PRO-24	PRO-25
800 SX-R (03-07)	PRO-24	PRO-25
900 All	PRO-76	—
1100 All (96-02)	PRO-57	—
Ultra 150/STX-R1200 (99-05)	PRO-57	—


Polaris	Stock Unlimited	Hi-Performance
700 All (-02)	PRO-26	PRO-27
Octane	PRO-26	PRO-27
750 All (93-95)	PRO-28	PRO-29
780 All (98-97)	PRO-30	PRO-31
785 SLX Pro (97-02)	PRO-30	PRO-31



FUEL SYSTEMS
ENGINE/GASKETS
EXHAUST
DRIVE LINE HANDLING
ELECTRICAL
WATERLINE /BILGE
STEERING & CONTROLS
BODY
ACCESSORIES
SERVICE TOOLS /HARDWARE
CHEMICAL
FREESTYLE & 800SKR
FOUR STROKE



Carbon Tech



FUEL SYSTEMS
 ENGINE/GASKETS
 EXHAUST
 DRIVE LINE HANDLING
 ELECTRICAL
 WATERLINE /BILGE
 STEERING & CONTROLS
 BODY
 ACCESSORIES
 SERVICE TOOLS /HARDWARE
 CHEMICAL
 FREESTYLE & 800SXR
 FOUR STROKE

Sea Doo

CC	Model	Year	Performance Info	Part No.
951	All 951 models	97-06	Better mid & top end for stock, limited and superstock motors: +4hp midrange,+2 top 206HT Highly modified motors for top end only	206SS OR 206HT

Polaris

CC	Model	Year	Performance Info	Part No.
650	All 650 models	92-95	Better low to mid	317LT
700	All 700 models	96-04	Better bottom and midrange	275LT
750	All 750 models	93-95	Better mid (used by factory riders)	317LT
777	Octane	02-04	Better low to mid/stock, limited	275LT
	Virage I	02-04	Better mid to top for superstock	275MT
780	All 780 models	96-97	Better low to mid	317LT
780	SLX Pro 785	97-00	Best low to mid	317LT
			Best mid to top end: most durable	317HT
900	SL900	96-97	Increased rpm for higher top spd.	318LT
1050	All 1050 models	96-99	Increased rpm for higher top spd.	318LT
1165	All 1200 models	99-04	318LT More low end response	318LT or
			318HT Mid to top end: most durable	318HT
1192	MSX 140	03-04	More low end response	318LT
			Mid to top end: most durable	318HT

Yamaha

CC	Model	Year	Performance Info	Part No.
650	All 650 models	89-96	Smoother powerband	223LT
701	Wave blaster	93-95	225LT Stock cylinder, single carb.	225LT
with	Superjet	94-95	225HT Sock cylinder, dual carbs	225HT
61X	FXI	94-95		or
CASE	PROVXR	93-94	225M Ported motors, single carb.	225M
	Waverunner III	94-95,97	225SS Ported motors, dual carbs	225SS
	Waveraider	96-97		
701	Waveraider	94-95		
with	Waveblaster	96	202LT +3HP in midrange: for limited and stock motors	202LT
62T	Superjet	96-06		or
CASE	Wave Venture	95-98	202SSKT Special kit for superstock applications	202SSKT
	XL 700	99-04		
760	All 760 Models	96-00	202LT +3 HP in mid, +2HP top end for limited and non-ported rec boats	202LT
			202HT Best choice for 760 superstock motors or fuel injected 701 motors	202HT
800	GP800	98-00	Better midrange & top end for stock	266HT
	GP800R	01-05	Limited & superstock motors: Gives 100 RPM=1 MPH	
	XL/XLT 800	00-04	(tested by Pro-Tec)	
1100	All 1100 models	95-97	Better midrange	302LT
1131	GP1200	97-99	*+3 HP mid to top: limited racing	338LT
	XL1200	98-99	Superstock & recreational motors	338SS
	SUV1200	99-04	Top end: only choice for fuel Ing.	338HT
1176	XL1200ltd	99-00	Stock motors, single pipe motors	366HT
	XLT1200	01-05	Single pipe, limited triple pipe	366SS
	GP11200R	00-02	Ported triple pipe motors	366R
1296	GP1300R	03-06	Stock motors, single pipe motors	366HT
			Single pipe, limited triple pipe	366SS
			Ported triple pipe motors	366R

Kawasaki

CC	Model	Year	Performance Info	Part No.
550	ALL	91-95	Smoother powerband	239LT
650	ALL	86-96	Improved low to midrange	212LT
743	ALL	92-02	Better low & mid: stock & limiteds	238LT
			Superstock & ported motors	238SS
			High RPM, stroked or fuel injected	238HT
782	800 Motor	03-06	Better low & mid: stock & limiteds	238LT
			Superstock & ported motors	238SS
			High RPM stroked or fuel injected	238HT
891	ALL 900 MOTORS	95-06	Better midrange and bottom end	338LT
			Superstock & ported motors	338SS
1071	ALL 1100 MOTORS	96-04	Better low & mid: stock & limiteds	338LT
			Superstock & ported motors	338SS
			High RPM, stroked or fuel injected	338HT
1176	Ultra 150	99-05		338LT, 338SS
	1200STXR	04-05		or 338HT



NEW V-FORCE DELTA 2

	Delta 2	Delta 2 Repl. Pedal	Delta 1 Repl. Pedal (97-99)	Delta 2 Repl. Gasket
Sea Doo				
GSX/GTX/XP 951*	V2W121-2	2P127-1	DP120-1	6755

Polaris

SL650,SL/SLT750				
SLX780/785 Pro	V2W131-3	2P117-1		4050
SL900/SLTX1050	V2W132-3	2P117-1		4050
Octane 777	V3130-794A-2	3P794A-1		

Yamaha

All Triples	V2W140-3	2P127-1	DP120-1	4430
All Twins**	V2W140-2	2P127-1	DP120-1	2830

Kawasaki

All Triples	V2W150-3	2P127-1	DP120-1	MT6150
All Twins	V2W150-2	2P127-1	DP120-1	MT6150

*must use with part #53-0939 R&D Manifold

**except older Blasters



- Sold as complete system per engine.
- Replacement pedals and gasket: sold one set for each reed valve.

The V-Force reed valve has been the first choice of watercraft racers everywhere. Many of the top teams and racers depend on the extra performance of the V-Force Reed Valve System. One of the major benefits of our reed valve is the huge improvement in throttle response. In a sport where holeshots and quick acceleration make the difference between winning and losing, the V-Force is a huge advantage! Due to the increased airflow of a V-Force Reed Valve System there is a very tangible increase in overall responsiveness. A sample of the racers and teams that rely on V-Force are... Team Riva Yamaha. Team Factory Kawasaki, Tera Crismon, Factory Sea-Doo, Alia Jones and many more.



RAD VALVES FOR YAMAHA WATERCRAFT



	Replacement Rad Valve	Replacement Rad Reed	Gasket
Yamaha 701(62T)/760(64X)/1100(63M)/1200(65U) Stock Intake Manifold in Stock applications	RAD-131*	PRO-131	2830
Riva or R&D Twin or Triple Intake Manifold	RAD-131R*	PRO-131R	2830

Yamaha 701(62T) ONLY

Use with Boyesen/Full Spectrum Extream

Velocity Manifold System p/# IM001 (page 13)	RAD-131A**	RL 131A	2830
--	------------	---------	------

* Order one set per cylinder, 2 valves for twin, 3 valves for triple cylinders.

** This kit contains 2 valves for 701 cylinders.




BOYESEN REED VALVE STUFFER KIT

Yamaha	Part No.
GP1200R (00-02), XL/XLT 1200 (99-05), GP1300R (03-07)	RSK-306
Replacement Reed *Must use with Boyesen Stuffer	PRO-128

- Kit includes a complete engine set of Boyesen 3D Reed Valve Stuffers and Boyesen PRO Series reeds

FUEL SYSTEMS
ENGINE/GASKETS
EXHAUST
DRIVE LINE HANDLING
ELECTRICAL
WATERLINE /BILGE
STEERING & CONTROLS
BODY
ACCESSORIES
SERVICE TOOLS
CHEMICAL
FREESTYLE & 800SKR
FOUR STROKE



REED VALVE SPACER BOOSTERS

Yamaha	Part No.
701/760 (62T/64X) Case	RY124M-S
701/760 Spacer Gasket	53-5235-GSK
1100/1200 (63M/65U) Case	RY128M-S
1100/1200 Spacer Gasket	53-5236-GSK



R&D REED VALVE SPACERS

Yamaha	Part No.
701/760 (62T/64X) Reed Spacer Angled	262-70101



JSU ANGLED REED SPACER

Angled to direct intake airflow up into the transfer ports on cylinder. This reed spacer kit is the easiest way to bolt on a 3 HP gain. Kit comes complete with all the hardware and gasket needed for installation.

Kawasaki	Part No.
K750/800SXR Angled Reed Spacer	JSU 800-RSK



SEA DOO REED VALVE SPACERS

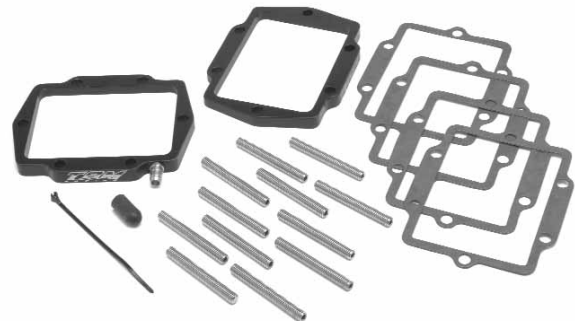
Improve low end/mid-range response, torque and horsepower.

Sea Doo	Part No.
951 ALL	53-5239



*Hardware not included.

Kawasaki	Part No.
750/800 Spacer	251-75010
750/800 Spacer Angled	251-80000
Reed Gasket	7050
6x50mm Stainless Steel Studs (Sold Each)	62-3050



TBM ANGLED REED SPACER

TBM angled reed spacers position the reed cages in the optimal position for fuel atomization. Key features include a full 3 degrees of angle, an integrated pulse fitting, which allows you to add a second pulse line without drilling your crankcases. Compatible with stock, or aftermarket cages these spacers come complete with all necessary hardware and gaskets.

Kawasaki	Part No.
K750/800SX-R Angled Reed Spacer	TBM106



Sea Doo **Part No.**
 98GS/XL/XPL/GTXL **273-95000**
 *Excluded 97GS/XL
 950 Used with R&D Manifold 223-95000



REED VALVE STUFFERS

- Improves Airflow
- Quicker Throttle Response
- Easy Installation

R&D Reed Valve Stuffers significantly increase low-speed air velocity. This dramatically improves low/mid range throttle response and also top end performance. Exclusive internal wing design increases overall velocity through reed assembly.



Yamaha **Part No.**
 94-95 701 Raider / 760 **272-70301**
 Raider 96 701 Venture,
 96 Blaster / Blaster2
 96+ Super Jet OEM Manifold



Yamaha **Part No.**
 GP 1200R/GP1300R
 OEM Manifold **272-12000**



Kawasaki **Part No.**
 750/800SXR OEM Manifold **271-75001**
 750/800SXR R&D Manifold **271-75000**



RIVA/BOYSEN REED STUFFERS

Riva precision aluminum reed stuffers were designed to increase fuel/air velocity through the intake tract, resulting in increased throttle response and acceleration. These stuffers fit your stock reed cages and match perfectly with the original intake manifold. Will not warp or loose shape like traditional plastic stuffers. A very economical bolt-on performance modification.

Yamaha **Part No.**
 701 (62T) 2 pcs. **RY1402**

REPLACEMENT THROTTLE CABLES



Sea Doo	OEM#	Part No.
720 XP 95, 800 SPX 97-99,	277-000-468	002-039-03
800 SP 95-96		
580XP 91, 580GT 90-91	277-000-098	002-037
Yamaha		
500WR '87-'93, 650SJ '90-'93,	EUO-U7252-01	58-3501
650 WR/WRIII/LX/WR VXR '90-'96		
701 SJ '90-'95, WR701 '96-'97, W/B701 '93-'95,		
701WRII GP '94-'95,		
701 WR Pro VXR '93-'94, 701 WRII '97		
701 WR DX 95, 701 WV 95-96	GJ1-U7252-00	002-057
1100 WR 95-96, 1100 WV 96		
Kawasaki		
440 '77-'86, 550 '82-'86	54012-3001	58-3121

FUEL SYSTEMS	ENGINE/GASKETS	EXHAUST	DRIVE LINE HANDLING	ELECTRICAL	WATERLINE /BILGE	STEERING & CONTROLS	BODY	ACCESSORIES	SERVICE TOOLS /HARDWARE	CHEMICAL	FREESTYLE & 800SXR	FOUR STROKE
--------------	----------------	---------	---------------------	------------	------------------	---------------------	------	-------------	-------------------------	----------	--------------------	-------------



RACING FLAME ARRESTORS

(without Cotton Media)

Experience increased horsepower and engine protection with K&N Personal Watercraft flame arrestors for both normal and race applications. K&N "RACING ONLY" flame arrestors have an epoxied screen filter that does not have the cotton media.

K&N flame arrestors replace the restrictive factory airbox. In most cases an adapter is required (for adapters see pages 30 & 31) to mount the flame arrestor onto the carburetor. Some watercraft may require a slight adjustment to the carburetor's fuel circuits to allow for optimum performance.

4" Tall



Height	Top Color	Part No.
4"	Black Composite	59-2040RK
4"	Stainless Steel	59-2040R
Water Repellent Pre-Filter WR145-10-4DT		

2-1/2" Tall



Height	Top Color	Part No.
2-1/2"	Black Composite	59-2042RK
2-1/2"	Chrome	59-2042R
Water Repellent Pre-Filter WR145-115-25DT		

1-1/2" Tall



Height	Top Color	Part No.
1-1/2"	Chrome	59-2044R

2" Tall



Height	Top Color	Part No.
2"	Black Metal Top	59-2046
Water Repellent Pre-Filter WR125-2DT		



2006 WORLD FINALS • LAKE HAVASU, AZ
PHOTO COURTESY OF JIN OMURA

K&N REGULAR FLAME ARRESTORS

(with Cotton Media)

Regular K&N flame arrestors come with K&N's oiled cotton media sandwiched between screen material.

K&N flame arrestors replace the restrictive factory airbox. In most cases an adapter is required (for adapters see pages 30 & 31) to mount the flame arrestor onto the carburetor. Some watercraft may require a slight adjustment to the carburetor's fuel circuits to allow for optimum performance.



SINGLE 4-1/2" X 7" OVAL

Height	Part No.
3" Tall (45 degree)	59-2010
3" Tall (40 degree/Tapered)	59-2015
2" Mikuni Wet Suite	25-5911

DUAL 5-1/2" X 9" OVAL

Height	Center to Center	Part No.
2-1/2" Tall	4-1/16"	59-2840
2-1/2" Tall	3-13/16"	59-2910

HOT PRODUCTS RACING POWER FILTERS

by Tau Ceti



Tau Ceti's new Pro Series II Flame Arrestors are constructed from top quality materials such as aircraft grade aluminum, stainless steel, and a superior quality rubber base. This Flame Arrestor is designed with both duration and superior performance in mind. Using an extremely light anodized aluminum top in Silver, Black, Blue, Green and Red and a stainless steel mesh, this product is 100% corrosion resistant. With our free flowing, **stainless steel mesh**, we achieved an increase in acceleration and a much better throttle response. The universal rubber mount will fit any personal watercraft with a stock carburetor using the appropriate adapter (for adapters see pages 30 & 31). No re-jetting is necessary on stock boats.



Description	Part No.
Cone Filter 3" Silver	53-4275-SIL
Cone Filter 3" Black	53-4275-BLK
Cone Filter 3" Blue	53-4275-BLU
Cone Filter 3" Green	53-4275-GRN
Cone Filter 3" Red	53-4275-RED
Water Repellent Pre-Filter	WR125-10-35DT

Description	Part No.
Round Filter 2" Silver	53-4272-SIL
Round Filter 2" Black	53-4272-BLK
Round Filter 2" Blue	53-4272-BLU
Round Filter 2" Green	53-4272-GRN
Round Filter 2" Red	53-4272-RED
Water Repellent Pre-Filter	WR125-2DT

Description	Part No.
Round Filter 1.5" Silver	53-4270-SIL
Round Filter 1.5" Black	53-4270-BLK
Round Filter 1.5" Blue	53-4270-BLU
Round Filter 1.5" Green	53-4270-GRN
Round Filter 1.5" Red	53-4270-RED
Water Repellent Pre-Filter	WR125-15DT

*For information on Outwears Water Repellent Pre Filters please see page 31



MOTOINE RACING

MOTOINE FLAME ARRESTOR

Bottom I.D. 2-3/4" Height 2-3/8", Super Flow Flame Arrestor. Proven performance for years in Japan. This filter named "気", means "Air" and "Ancient natural Power by breathing", which only superhuman master can control. SAE.J 1928

Description	Part No.
Motoine Super Flow Flame Arrestor	MR-00009-01



K&N FILTERS AND ADAPTER FOR GO-PED®

Description	Part No.
A. K&N 3" x 2-1/2"	62-1480
B. K&N 3-1/2" x 1-1/2"	RC-2870
C. K&N 4-1/2" x 1-1/2"	RC-0340
D. Adapter for K&N	20-1001
E. K&N 3" x 2-1/2" W/chrome shield	62-1515

FUEL SYSTEMS	ENGINE/GASKETS	EXHAUST	DRIVE LINE HANDLING	ELECTRICAL	WATERLINE /BILGE	STEERING & CONTROLS	BODY	ACCESSORIES	SERVICE TOOLS /HARDWARE	CHEMICAL	FREESTYLE & 800SKR	FOUR STROKE
--------------	----------------	---------	---------------------	------------	------------------	---------------------	------	-------------	-------------------------	----------	--------------------	-------------

APPLICATIONS FOR K&N FILTERS & ADAPTERS

Model	Stock Carb Type & Quantity	Race K&N P#	Regular K&N P#	Adapter P#
SEA DOO				
580GTX 92-94	2/38M	59-2040RK	59-2910	53-4460
580GT 89-96	1/38M	59-2042RK	59-2010	53-4460
580GTS 93-96	1/38M	59-2042RK	59-2010	53-4460
580SP 88-96	1/38M	59-2042RK	59-2010	53-4460
580SPX 92-94	2/38M	59-2042RK	59-2910	53-4460
580 SPI 88-96	1/38M	59-2042RK	59-2010	53-4460
650XP 94	2/40M"1"	59-2042RK		53-4465
650XP 90-93	2/40M"1"	59-2042RK		53-4465
650GTX 95	2/40M"1"	59-2040RK		53-4465
650SPX 95	2/40M"1"	59-2042RK		53-4465
720XP 95	2/40M"1"	59-2042RK		53-4465
720GTI 97-99	1/40M"1"	59-2040RK		53-4465
720GTI 96	2/40M"1"	59-2040RK		53-4465
720GTS 97-00	1/40M"1"	59-2042RK	59-2010	53-4465
720SP 97	1/40M"1"	59-2042RK	59-2010	53-4465
720SPX 96	2/40M"1"	59-2042RK		53-4465
720HX95-97	2/40M"1"	59-2040RK	59-2010	53-4465
720GS 97-00	1/40M"1"	59-2040RK	59-2010	53-4465
720GSI 97	1/40M"1"	59-2040RK		53-4465
800GTX 96-97	2/40M"1"	59-2040RK		53-4465
800GSX 96-97	2/40M"1"	59-2040RK		53-4465
800XP 95-97	2/40M"1"	59-2042RK		53-4465
800SPX 97-99	2/40M"1"	59-2042RK		53-4465
950GSX LTD 97-99	2/46M"1"	59-2042RK		not required
950XP LTD 98-00	2/46M"1"	59-2042RK		not required
950GTX LTD 98-99	2/46M"1"	59-2042RK		not required
YAMAHA				
W/Jammer 500 88-89	1/38M	59-2042RK	59-2000	53-4460
W/Runner 500 88-89	1/38M	59-2042RK	59-2000	53-4460
W/runner 650 90-95	1/44M	59-2042RK	59-2000	53-4480
W/Runner III 650 90-95	1/44M		59-2020	
VXR 650 91-95	1/44M		59-2020	
Super Jet 650 90-93	1/44M	59-2042RK	59-2000	53-4480
W/Raider 701 94-95	2/38M	59-2040RK		53-4462
W/Raider 70196-97	1/44M	59-2040RK		53-4482
W/Venture 701 95-98	2/38M	59-2040RK		53-4462
W/Blaster 701 96-97	2/38M	59-2042RK		53-4462
W/blaster 701 93-95	1/44M		59-2020	85-9491
Super Jet 701 94-95	1/44M	59-2042RK	59-2000	53-4480
Super Jet 701 96-00	2/38M	59-2042RK		53-4460
FX1 701 94-95	1/44M	59-2042RK	59-2000	53-4480
XL700 95-00	2/38M	59-2042RK		53-4462
GP760 97-00	2/44M	59-2040RK		53-4480
XL760 98-99	2/44M	59-2040RK		53-4482
W/Raider 760 96	2/44M	59-2040RK		53-4482
W/blaster II 760 96-97	2/44M	59-2040RK		53-4480
W/Venture 760 96-98	2/44M	59-2040RK		53-4480
GP800 98-00	2/44M NEW	59-2044R		53-4466
W/Raider 1100 95-06	3/38M	59-2040RK		53-4462
W/Venture 1100 96-98	3/38M	59-2040RK		53-4462
XL1200 98	3/44M	59-2040RK		53-4480
GP1200 97-99	3/44M	59-2040RK		53-4480
GP1200R 00	3/44M NEW	59-2044R		53-4466
KAWASAKI				
JS300 86-91	1/38M	59-2042RK	59-2000	53-4460
JS400 74-76	1/38M	59-2042RK	59-2000	53-4460
JS440 77-90	1/38M	59-2042RK	59-2000	53-4460
JS440 91-92	1/42K	59-2042RK	59-2000	53-4440
JS550 82-85	1/38M	59-2042RK	59-2000	53-4460
JS550 86-90	1/44M	59-2042RK	59-2000	53-4480

Model	Stock Carb Type & Quantity	Race K&N P#	Regular K&N P#	Adapter P#
KAWASAKI				
JS550SX 91-95	1/42K	59-2042RK	59-2000	53-4440
650X2 89-94	1/28K	59-2042RK	59-2015	
JS650SX 89-94	1/28K	59-2042RK	59-2000	
650TS 89-96	1/38K	59-2042RK		53-4440
650SC 90-95	1/38K	59-2042RK	59-2000	53-4440
750SX 92-95	1/40K	59-2042RK	59-2860	53-4440
750SXI 95	1/38K	59-2042RK		53-4450
750SXI 96-97	2/40M"1"	59-2042RK		53-4465
750SXI PRO 98-00	2/40M"1"	59-2042RK		53-4465
750SS 92-98	1/40K	59-2042RK	59-2860	53-4440
750XI 93-97	2/40K	59-2042RK		53-4440
750XIR 94	2/40K	59-2042RK		53-4440
750ST 94-95	1/40K	59-2042RK	59-2860	53-4440
750STS 95-97	2/38K	59-2042RK		53-4450
750ZXI 95-98	2/38K	59-2042RK		53-4450
900ZXI 95-97	3/38K	59-2040RK		53-4450
900STX 97-99	3/38K	59-2040RK		53-4450
1100ZXI 96-97	3/38K	59-2040RK		53-4450
1100STX 97-99	3/38K CDCV	59-2040RK		AD-K38-12
ULTRA150 99-00	3/40K CDCV	59-2040RK		K40-TA02
POLARIS				
SL650 92-95	3/38M	59-2042RK		53-4460
HURRICANE700 96-97	2/38K	59-2042RK		53-4440
SL/SLT700 96-97	2/38K	59-2042RK		53-4440
SLH700 98-00	2/38K	59-2042RK		53-4440
SL/SLT750 93-95	3/38M	59-2042RK		53-4460
SL/SLT780 96-97	3/38M	59-2042RK		53-4460
SLX780 95-96	3/38M	59-2042RK		53-4460
SLXPRO785 97-00	3/44M	59-2042RK		53-4480
SL900 96-97	3/38K	59-2042RK		53-4440
SL/SLTX1050 96-00	3/38K	59-2042RK		53-4440
SLXH1050 98-99	3/38K	59-2042RK		53-4440
Genesis 99-00	3/38K	59-2042RK		53-4440
1200 PRO 00	3/38K	59-2042RK		53-4440
Virage/TX 00	3/38K	59-2042RK		53-4440
TIGER SHARK				
Daytona650 92-93	1/46M	59-2042RK		53-4490
Daytona650 95	2/38M	59-2042RK		53-4460
MonteCarlo650 94-95	1/46M	59-2042RK		53-4490
MonteCarlo650 96	1/44M	59-2042RK		53-4480
MonteCarlo650 97	1/40M"1"	59-2042RK		53-4465
Montego650 94-96	1/44M	59-2042RK		53-4480
Montego650 97	1/40M"1"	59-2042RK		53-4465
Barracuda650 93-95	1/46M	59-2042RK		53-4490
Daytona770 96-97	2/40M"1"	59-2042RK		53-4465
MonteCarlo770 96-97	2/40M"1"	59-2042RK		53-4465
MonteCarlo900 95	3/44M	59-2042RK		53-4480
MonteCarlo900 96	3/40M"1"	59-2042RK		53-4465
Daytona1000 97-98	3/40M"1"	59-2042RK		53-4465
MonteCarlo1000 97-98	3/40M"1"	59-2042RK		53-4465
TS640 98-99	1/38M	59-2042RK		53-4460
TS770 98-99	1/38M	59-2042RK		53-4460
TS770R 98-99	2/38M	59-2042RK		53-4460
TS770L 98	2/38M	59-2042RK		53-4460
TS770L 99	1/38M	59-2042RK		53-4460
TS1000 98	3/40M"1"	59-2042RK		53-4465
TS1000L 98	3/40M"1"	59-2042RK		53-4465
TS1100R	3/40M"1"	59-2042RK		53-4465

ALUMINUM AIR FILTER ADAPTERS FOR KEIHIN CARBURETORS, SOLD EACH



Keihin Part No.
38/40/42mm (50mm Bore) **53-4440**



Keihin Part No.
OEM Carb (44mm Bore) **53-4450**
K750 SXI-95,750ZXI, K900/1100ZXI



Keihin CDCV Part No.
Ultra 150/STX-R **AD-K40-14**
ZXI/STX 98-02 **AD-K38-12**

ALUMINUM AIR FILTER ADAPTERS FOR MIKUNI CARBURETORS. SOLD EACH.



Mikuni	Part No.
38mm 38mm Bore	53-4460
44mm 46mm Bore	53-4480
46mm 48mm Bore	53-4490



Mikuni	Part No.
38mm w/oil injection only	53-4462
44mm w/oil injection only	53-4482



Mikuni	Part No.
OEM 40mm "I" Series (48mm Bore)	53-4465
Sea Doo HX/XP, K750 SXI 96-02, K800SXR 03-06	



Mikuni	Part No.
OEM Carb Yamaha GPR Series (57mm Bore)	53-4466



OIL INJECTION SPACER PLATES

Description	Part No.
Mikuni 44mm	53-4485
Mikuni 46mm	53-4495
Press in Nipple (1/8") only	53-9936



MIKUNI WETSUIT FOR K&N 2" OVAL FILTERS



Silicone treated foam filter wrap designed to repel water without restricting the air flow to the engine. This cover is a great solution for keeping your filter dry while your riding.

Description	Part No.
Mikuni Wetsuit Color is Blue	25-5911

Outerwears Racing Accessories

The Outerwears Pre-filter is an excellent solution to prevent water from entering into the engine without restricting air flow or causing a loss in performance. An Outerwears Pre-Filter is designed to be water repellent and will reduce the risk of water entering through an air intake system. Outerwears offers water repellent pre-filters for K&N, Tau Ceti, ProK and R&D performance air filters and flame arrestors.



Description	Flame Arrestor Type	Part No.
A. 4.25" x 3" Taper/4" Tall	K&N 59-2040R/RK	WR145-10-4DT
B. 4.25" x 3.5" Taper/2.5" Tall	K&N 59-2042R/RK	WR145-115-25DT
C. 4" dia/1.75" Tall	Tau Ceti 53-4270	WR125-15DT
D. 4" dia/2.25" Tall	Tau Ceti 53-4272. ProK	WR125-2DT
E. 4" dia/2.25" Tall (Open Top)	Tau Ceti 53-4272, ProK	WR125-225
F. 4" x 3" Taper/3.5" Tall	Tau Ceti 53-4275	WR125-10-35DT
G. Pro-Lock SD951/2.5" Tall	R&D 203-95000	WR30-25DTPRO

*For information on air filters and flame arrestors please see pages 28-30 & 32-33

FUEL SYSTEMS	ENGINE/GASKETS	EXHAUST	DRIVE LINE HANDLING	ELECTRICAL	WATERLINE /BILGE	STEERING & CONTROLS	BODY	ACCESSORIES	SERVICE TOOLS	CHEMICAL	FREESTYLE & 800SXR	FOUR STROKE
--------------	----------------	---------	---------------------	------------	------------------	---------------------	------	-------------	---------------	----------	--------------------	-------------



R&D PRO-LOCK POWER PLENUM

FOR TWO STROKE MOTOR



Kawasaki	Part No.
1200STXR Stock Carb/Stock Pipe	200-01240
1200STXR With Triple Pipe	200-02240

Kawasaki	Part No.
800SXR Stock Carb (I Series Adapters Included)	200-00800
800SXR Aftermarket Carb	200-00120
120mm center to center (Adapter not included)	



Ultra 150 #200-00140

Sea Doo	Part No.
951 All	203-95000

Yamaha	Part No.
GP1300R Stock Fuel Injection	200-13143
GP1200R/XLL/XLT1200	200-00142

Kawasaki	Part No.
Ultra 150 1200cc Stock Carbs	200-00140

FOR FOUR STROKE MOTOR



R&D GTX 4-TEC SUPERCHARGER FILTER KIT

The R&D GTX 4-TEC high performance "supercharger" air intake/filter kit will eliminate power robbing air intake restriction caused by a long intake tube design and promote a noticeable bolt of low and mid range acceleration and boost top end performance 1 - 1.5 mph! Rev up additional 100 plus RPM's. The filter kit installs very easily in 10-20 minutes, and has provisions in the filter to install the OEM crankcase ventilator!

R&D POWER PLENUM FILTER KIT

The new R&D RXP Power Plenum Air Filter Kit will get the job done with definite noticeable increase in throttle response and acceleration, as well as increase RPM's between 50 - 100! R&D Power Plenum Filter Kits have been dyno tested and race proven to add 3 to 5 horsepower on stock four stroke 1500cc engines! The R&D RXP Power Plenum Filter Kit gives the RXP 215's engine a high performance racing look, sound, and performance without sacrificing an ounce of reliability!

Sea Doo	Part No.
GTX Supercharged, RXT (For 185 & 215 HP Engine)	203-95003
GTX 4-Tec N.A. (155 HP Engine)	203-95002

Sea Doo	Part No.
Sea Doo RXP (215 HP Engine)	203-00215



R&D POWER PLENUM HIGH PERFORMANCE FLAME ARRESTOR KIT

The new R&D F12 / F 15 Power Plenum Air Filter kit delivers a noticeable increase in throttle response and acceleration, as well as increase RPM's between 50 and 100.

Kawasaki	Part No.
STX-F12/F-15	215-15010



R&D REPLACEMENT PERFORMANCE FILTER

The new R&D Replacement Performance Filter replaces the stock restrictive perforated filter plate and allows for improved airflow. Amounts directly into the stock filter box and retains the OEM look. The improved airflow increases throttle response, RPM, and top speed.

Kawasaki	Part No.
STX-F12/F15	215-15000



R&D POWER PLENUM FILTER

The new R&D Honda R-12X Power Plenum Filter delivers a noticeable increase in throttle response and acceleration, as well as increase RPM's between 50 and 100.

Honda	Part No.
R-12X	200-51200



R&D POWER PLENUM FLAME ARRESTER

The R&D High Flow Power Plenum replaces the restrictive stock flame arrester allowing more improved airflow, why? Because more air flow with less restriction means more power!

Yamaha	Part No.
FX 140/Cruiser	200-00144
FX HO/Cruiser	



R&D HIGH FLOW POWER PLENUM AIR BREATHER

The R&D High flow breather is a direct replacement for the stock breather in the OEM air box. Water tested to deliver improved throttle response, acceleration and top speed with 50-100 RPM increase.

Yamaha	Part No.
FX 140/Cruiser	200-00143
FX HO/Cruiser	



VELOCITY STACK KIT

The R&D Velocity Stack Kit is a direct bolt-on kit that replaces the restrictive OEM stacks. Designed to increase air velocity into the throttle bodies producing improved throttle response and top end speed. Easily installs with OEM hardware.

Yamaha	Part No.
FX 140/Cruiser	206-00140
FX HO/Cruiser	



VX PERFORMANCE AIR FILTER KIT

The new R&D Performance Air Filter for the VX 110 is now available. The R&D High Flow Filter design replaces the restrictive stock filter inside the stock air box, allowing improved air flow. Why? Because more air flow means more power and improved performance.

Yamaha	Part No.
VX 1100 for Stock Carb Air Box	200-00110



GP 1300R POWER STACK AIR FILTER KIT

The R&D GP 1300R Power Stack Air Filter Kit is designed to assemble on to the front of the OEM air plenum box. The R&D Power stack adds bottom and mid range power performance while increasing engine RPM's.

Yamaha	Part No.
GP 1300R for Stock Box	200-13100

FUEL SYSTEMS
ENGINE/GASKETS
EXHAUST
DRIVE LINE HANDLING
ELECTRICAL
WATERLINE /BILGE
STEERING & CONTROLS
BODY
ACCESSORIES
SERVICE TOOLS /HARDWARE
CHEMICAL
FREESTYLE & 800SKR
FOUR STROKE




RIVA RXP/RXT/GTX-SC POWER FILTER KIT

Delivers greatly improved acceleration and a 1~2 mph (150~200 rpm) top speed increase by replacing the restrictive stock intake system. The Power Filter® feeds your supercharger with a steady diet of cool air via a large 3" diameter intake duct and oversized K&N filter element. Ducting is precision formed from a race proven composite that will not conduct heat to incoming air. Installs securely via a silicone coupler and sturdy bracket. Includes pre-filter element.

NOTE: It will be necessary to upgrade your stock pump impeller to a steeper pitch when using our Power Filter Kit. Sea Doo and RIVA both strongly recommend the use of premium octane (91+) pump fuel in your Supercharged watercraft.

Sea Doo	Part No.
Power Filter Kit, Performance, SD RXP/RXT (04-07) GTX-SC	RS13050-06
Power Filter Kit, Performance, SD (03) GTX-SC only	RS13050-03
Power filter only, for RS 13050-03/06	RS13050-2



RIVA RXP/RXT CATCH CAN/OIL BREATHER SYSTEM

Easy to install catch can/oil breather eliminates power-robbing crankcase fumes and oil vapor from your engine's air intake. Increases horsepower by removing the engine's requirement to burn relatively non-combustible oil. Also improves intercooler efficiency by preventing the oil sludge coating that lowers thermal efficiency. Excess oil vapor is routed to our translucent catch can where it condenses and collects for occasional draining via integrated petcock valve. Kit included K&N breather and Sea-Doo mounting bracket along with all necessary hardware & installation instructions.

Sea Doo	Part No.
Breather, Catch Can Kit, SD RXP RXT GTX 4-TEC	RS19050-BCC



VX110 POWER FILTER KIT


Screen-type filter element replaces restrictive stock air filter. Extended intake tube draws cooler air into engine significantly improving performance. Includes pre-filter.

Yamaha	Part No.
VX110	RY13030

RIVA RXP PRO-SERIES POWER FILTER KIT

Our RXP Pro-Series Power Filter is a race-bred air intake system that draws cool air from outside your engine compartment delivering incredible performance and eliminating power-robbing heat intake. Air enters the system under seat through a billet aluminum intake flange equipped with a water-repellent pre-filter. Precision formed ducting attaches to supercharger via a large 4" adapter. Kit includes a complete oil catch can/breather system that keeps hot oil vapor and crankcase fumes from entering your engine's air intake. Also contains two Flow-Rite® water-repellent vents for improved ventilation of engine compartment through engine cowling. **NOTE:** This product is not designed for heavy surf use due to possibility of water ingestion. We recommend RIVA Power Filter part#RS13050-YEAR for this application.

Sea Doo	Part No.
Power Filter Kit, Pro-Series, SD RXP	RS13056
Pre-Filter Assembly only, For RS13056	RS13056-PF



RIVA ULTRA LX/STX-F PERFORMANCE POWER FILTER KIT

- Increases airflow and power.
- Installs easily.
- Mounts directly onto stock throttle body.
- Built to our specifications by K&N.
- Includes two smaller K&N filters for engine breather hoses and water repellent pre-filter cover for primary filter.

Kawasaki	Part No.
Power Filter, Performance, KAW Ultra LX/STX-F	RK13085



RIVA POWER FILTER FOR GP1300R

Power filter fits directly onto OEM air box assembly. Kit comes with water repellent filter.

Yamaha	Part No.
Flame Arrestor, Power Filter Kit GP1300R (60T)	RY1312

RIVA PERFORMANCE PARTS KIT AND RPM KITS



RXP STAGE I KIT

Kit Part # RS-RPM-RXP-1
Stock 67-68 mph
RPM Kit 72 mph @ 8,100 RPM

Description	Quantity	Part No.
RIVA RXP Power Filter Kit	1	RS13050-06
RIVA RXP Pump Wedge	1	RS23050
RIVA RXP Top Loader Intake Grate	1	RS22050
Solas Concord Impeller	1	SRX-CD-14/19R

RXP STAGE II KIT

Kit Part # RS-RPM-RXP-2
Stock 67-68 mph
RPM Kit 75 mph @ 8,100 RPM

Description	Quantity	Part No.
RIVA RXP Power Filter Kit	1	RS13050-06
RIVA RXP Supercharger Impeller	1	RS1750-001A
RIVA RXP Power Cooler Kit	1	RS1750-PC
RIVA RXP Rear Exhaust Kit	1	RS15050-1
RIVA RXP Top Loader Intake Grate	1	RS22050
Solas Concord Impeller	1	SRX-CD-15/20R
RIVA RXP Pump Wedge (2-degree)	1	RS23050
RIVA RXP Pro-Series Sponson Kit	1	RS26050
RIVA O.P.A.S. Performance Block-off Kit	1	RS29050-1

RXP STAGE III KIT

Kit Part # RS-RPM-RXP-3
Stock 67-68 mph
RPM Kit 80+ mph @ 8,400 RPM

Description	Quantity	Part No.
RIVA RXP Power Filter Kit	1	RS13050-06
RIVA RXP Pro-Series Supercharger Housing & Impeller	1	RS1750-2M011
RIVA RXP Power Cooler Kit with Pro-Series Blow-off Valve	1	RS1750-PC-001
RIVA RXP Pro-Series Fuel Injector Kit	1	RS12050-I-KIT
RIVA RXP Rear Exhaust Kit	1	RS15050-1
RIVA Pro-Series ECU*	1	RS11850-01-YEAR*
*2004-05 = A • 2006 = B • 2007 = C		
RIVA RXP Thermostat Kit	1	RS1015
RIVA RXP Valve Spring Retainer Kit	1	RS19050-VTU
RIVA RXP Heavy Duty Supercharger Clutch Washers	1	RS1750-HDW-946
RIVA RXP Top Loader Intake Grate	1	RS22050
RIVA/Skat-Trak Swirl Impeller with Billet Nose Cone	1	SP-IMP-159-15-19R
RIVA RXP Pump Wedge (2-degree)	1	RS23050
RIVA RXP VTS Extension Rod	1	RS23050-ER
RIVA RXP Pro-Series Reduction Nozzle	1	RS23050-N
RIVA RXP Pro-Series Sponson Kit	1	RS26050
RIVA O.P.A.S. Performance Block-off Kit	1	RS29950

RXT STAGE I KIT - RXT/05-06 GTX SC-LTD

Kit Part # RS-RPM-RXT-1
Stock 64-65 mph
RPM Kit 68-69 mph @ 8,100 RPM

Description	Quantity	Part No.
RIVA RXT Power Filter Kit	1	RS13050-06
RIVA RXT Pump Wedge	1	RS23050
RIVA RXT Top Loader Intake Grate	1	RS22055
Solas Concord Impeller	1	SRX-CD-14/17R
RIVA O.P.A.S. Competition Kit	1	RS29055

RXT STAGE II KIT - RXT/05-06 GTX SC-LTD

Kit Part # RS-RPM-RXT-2
Stock 64-65 mph
RPM Kit 71-72 mph @ 8,100 RPM

Description	Quantity	Part No.
RIVA RXT Power Filter Kit	1	RS13050-06
RIVA RXT Supercharger Impeller	1	RS1750-001A
RIVA RXT Power Cooler Kit	1	RS1750-PC
RIVA RXT Rear Exhaust Kit	1	RS15050-1
RIVA RXT Top Loader Intake Grate	1	RS22055
Solas Concord Impeller	1	SRX-CD-13/19R
RIVA RXT Pump Wedge (2-degree)	1	RS23050
RIVA RXT Pro-Series Sponson Kit	1	RS26050
RIVA O.P.A.S. Performance Block-off Kit	1	RS29050-1

RXT STAGE III KIT - RXT/05-06 GTX SC-LTD

Kit Part # RS-RPM-RXT-3
Stock 64-65 mph
RPM Kit 74-75 mph @ 8,400 RPM

Description	Quantity	Part No.
RIVA RXT Power Filter Kit	1	RS13050-06
RIVA RXT Pro-Series Supercharger Housing & Impeller	1	RS1750-2M011
RIVA RXT Power Cooler Kit with Pro-Series Blow-off Valve	1	RS1750-PC-001
RIVA RXT Pro-Series Fuel Injector Kit	1	RS12050-I-KIT
RIVA RXT Rear Exhaust Kit	1	RS15050-1
RIVA Pro-Series ECU*	1	RS11850-01-YEAR*
*2004-05 = A • 2006 = B • 2007 = C		
RIVA RXT Thermostat Kit	1	RS1015
RIVA RXT Valve Spring Retainer Kit	1	RS19050-VTU
RIVA RXT Heavy Duty Supercharger Clutch Washers	1	RS1750-HDW-946
RIVA RXT Top Loader Intake Grate	1	RS22050
RIVA/Skat-Trak Swirl Impeller with Billet Nose Cone	1	SP-IMP-159-15-18R
RIVA RXT Pro-Series Reduction Nozzle	1	RS23051-N
RIVA RXT Pro-Series Sponson Kit	1	RS26050
RIVA O.P.A.S. Performance Block-off Kit	1	RS29950-1

*When ordering the Riva Pro-Series ECU you must specify the year of the Sea Doo RXP or RXT.

FUEL SYSTEMS
ENGINE/GASKETS
EXHAUST
DRIVE LINE HANDLING
ELECTRICAL
WATERLINE/BILGE
STEERING & CONTROLS
BODY
ACCESSORIES
SERVICE TOOLS/HARDWARE
CHEMICAL
FREESTYLE & BOOSXR
FOUR STROKE

RIVA PERFORMANCE PARTS KIT AND RPM KITS

YAMAHA FX 140 & FX CRUISER RPM KIT

Kit Part # RY-RPM-FX140
 Stock 54-55 mph @10,100 RPM
 RPM Kit 59 mph @10,300 RPM

Description	Quantity	Part No.
RIVA FX Power Filter Flame Arrestor	1	RY1325
RIVA FX Velocity Stack Kit	1	RY 1325-VSK
RIVA FX Free Flow Exhaust Kit	1	RY1625
RIVA FX Top loader Intake Grate	1	RY22325
RIVA FX Pump Seal kit	1	RY2525
RIVA/Solas Set Back Concord Impeller	1	YF-CD-12/19-SB
RIVA FX 140 Performance Ride Plate 05-06 Models (02-04 models order Part # RY21025)	1	RY21026
RIVA FX Pro Series Sponson Kit	1	RY2625

YAMAHA FX-HO & FX-HO CRUISER RPM KIT

Kit Part # RY-RPM-FXHO
 Stock 59-60 mph @10,100 RPM
 RPM Kit 64 mph @10,300 RPM

Description	Quantity	Part No.
RIVA FX Power Filter Flame Arrestor	1	RY1325
RIVA FX Velocity Stack Kit	1	RY 1325-VSK
RIVA FX Free Flow Exhaust Kit	1	RY1625
RIVA FX Top Loader Intake Grate	1	RY22325
RIVA FX Pump Seal kit	1	RY2525
Solas DynaFly Impeller	1	YG-DF-14/20
RIVA FX-HO Performance Ride Plate	1	RY21026
RIVA FX Pro Series Sponson Kit	1	RY2625


KAWASAKI STX-15F RPM KIT

Kit Part # RK-RPM-15FOS
 Stock 61 mph @7,500 RPM
 RPM Kit 66 mph @7,650 RPM

Description	Quantity	Part No.
RIVA STX-F Power Filter Flame Arrestor	1	RK13085
RIVA FX Top loader Intake Grate	1	RK16085
Solas Concord Impeller	1	KG-CD-14/21
R&D STX-F Performance Ride Plate	1	121-12000
R&D STX-F Ride Plate	1	121-15011
Reverse Gate Brackets		
RIVA STX-F Pro Series Sponson Kit	1	RK26085



PERFORMANCE DATA
 Stock
 61 MPH @ 7,600 RPM
 Supercharged
 80+ MPH @ 8,300 RPM




PERFORMANCE DATA
 Stock
 61 MPH @ 7,600 RPM
 Supercharged
 71 MPH @ 8,100

RIVA STX-15F OFFSHORE RACE KIT

Our Offshore Racing Kit for the Kawasaki STX-15F contains the same components and specifications that Team Kawasaki developed to dominate the international racing circuit. This modification delivers over 200hp producing awesome acceleration and a top speed of over 700mph using VP MS109 race fuel (Jet X). Kit includes high compression racing pistons, performance intake & exhaust cam shafts, Race programmed ECU along with all necessary gaskets and detailed installation instructions.

Kawasaki	Part No.
STX-15F Offshore Kit 04-06	RK1000-15F
STX-15F Offshore Kit 07	RK1000-15F-07



Riva/Vortech Supercharged STX-15F Engine
 (Team Kawasaki Spec)

RIVA / VORTECH STX-15F SUPERCHARGER KIT

Our race bred Supercharger System for the Kawasaki STX-15F contains all necessary engine components to produce the ultimate 80mph closed course race craft. Kit contains the same specifications that Team Kawasaki won two 2004 Pro Runabout World Titles with. System produces over 300hp using VP MS109 race fuel (Jet X). Kit includes Vortech Supercharger & Intercooler Forged Racing Pistons, Free flow Exhaust Kit, Race programmed ECU, High volume Injectors & Fuel Pump along with all necessary hardware and detailed installation instructions.

Kawasaki	Part No.
STX-15F Supercharger Kit	RK1785
STX-15F Pro Service Power Filter Kit for Super Charger	RK13086



Power Cooler Kit with Performance Blow-off Valve



Power Cooler Kit with Pro-Series Blow-off Valve

Block off for OE Intercooler

Power Cooler Mounting Bracket



RS1750-PC-TK




RS1750-PC-UK

RIVA SD POWER COOLER

The RIVA Power Cooler is a significantly improved intercooler system for the Sea Doo 215hp Intercooled Supercharged 4-TEC engine. Delivers an increase of 15-peak horsepower over original intercooler providing arm-wrenching results on the water. Realizing that boost loss was just as important as thermal performance, we designed the Power Cooler with a large, unrestricted core that exhibits minimal pressure loss. Our cooling element is dramatically more efficient than the stock unit with exit temperatures averaging 50°F cooler than stock. This delivers cooler, denser air for increased performance throughout the RPM range. Includes integrated blow-off valve that improves supercharger reliability and performance by relieving unwanted pressure during off-throttle operation. Also reduces supercharger clutch wear and eliminates heat soak in discharge tube. Kits contain all necessary mounting hardware and installation instructions. Requires use of RIVA Rear Exhaust Kit (Part #RS15050) see page 69.

Description	Part No.
Power Cooler, w/Performance Blow-off Valve SD RXP/RXT/05-06 GTX-SC Ltd.	RS1750-PC
Power Cooler, w/Pro-Series Blow-off Valve SD RXP/RXT/05-07 GTX-SC Ltd.	RS1750-PC-001
Upgrade kit, Pro-Series Aluminum Tube Set (for RS1750-PC) Includes Performance Blow-off Valve	RS1750-PC-UK
Upgrade Kit, Pro-Series Aluminum Tube Set (for RS1750-PC)	RS1750-PC-TK
Exhaust Kit, Rear, SD RXP/RXT/04-07 GTX-SC	RS15050-1



HEAVY-DUTY SD SUPERCHARGER CLUTCH WASHERS

These are direct replacements for the original ceramic clutch washers that are prone to fail on modified engines. Precision machined from tool grade steel and then coated with a special Titanium process to increase durability. Will not break up and damage engine at end of service life.

Riva	Part No.
Washers, Heavy-duty Clutch '04-05 RXP/RXT/GTX Supercharger	RS1750-HDW-945
Washers, Heavy-duty Clutch '06 RXP/RXT/GTX Supercharger	RS1750-HDW-946

R&D	Part No.
Sea Doo RXP 215 h.p. / RXT and GTX SC	613-95001
Sea Doo 185 h.p.	613-95002



RIVA PRO-SERIES SD SUPERCHARGER HOUSING AND IMPELLER

Our high performance impeller & housing combo deliver a significant increase in boost pressure and horsepower due through increased impeller blade surface area and larger interior housing volume. Produces 10.5lbs of boost at 8,400 RPM when run with our recommended Stage III components. Impeller features a sophisticated Vortech blade design that is precision balanced to deliver smooth operation. Housing and impeller install easily onto stock supercharger base plate with no additional modifications required. Includes all necessary mounting hardware and installation instructions.

Description	Part No.
Supercharger Housing & Impeller SD RXP/RXT/05-07 GTX-SC Ltd.	RS1750-2M011



RIVA/VORTECH RXP/RXT/GTX-SC SUPERCHARGER IMPELLER

The heart of any centrifugal supercharger is the impeller. Working closely with Vortech Engineers, we developed a high performance replacement impeller that delivers more horsepower and torque throughout the RPM range. Investment cast from an extremely strong, lightweight proprietary aluminum and CNC machined to ensure exact tolerances. Sophisticated blade design is optimized aerodynamically and precision balanced to deliver smooth operation. Installs easily into stock supercharger housing with no additional modifications required. Includes all necessary mounting hardware and installation instructions.

NOTE: It will be necessary to upgrade your stock pump impeller to a steeper pitch when using our Supercharger Impeller. Sea Doo and RIVA both strongly recommend the use of premium octane (91+) pump fuel in your Supercharged watercraft.

Description	Part No.
Supercharger Impeller, all SD RXP/RXT/GTX-SC	RS1750-001A
Nut, Supercharger Impeller, RIVA	RS1750-001A-N

FUEL SYSTEMS
ENGINE/GASKETS
EXHAUST
DRIVE LINE HANDLING
ELECTRICAL
WATERLINE /BILGE
STEERING & CONTROLS
BODY
ACCESSORIES
/HARDWARE
CHEMICAL
FREESTYLE & BOOSXR
FOUR STROKE



RIVA SD SUPERCHARGER BLOW-OFF VALVE KIT

Our Blow-off Valve Kit improves supercharger reliability and performance by relieving unwanted pressure during off-throttle operation. Reduces supercharger clutch wear and eliminates heat soak in discharge tube. High-strength silicone hose with integrated blow-off valve installs easily in place of OEM elbow joint. Includes K&N filter to prevent debris from entering valve outlet. A simple and cost effective upgrade for both stock and modified supercharged engines. Includes all necessary mounting hardware and installation instructions.

Sea Doo	Part No.
Blow-off Valve Kit, SD Supercharger, RXP/RXT/GTX-S	RS1750-BV

NEW



RIVA SEA DOO VALVE TRAIN UPGRADE KIT

Our Valve Train Upgrade Kit increases the reliability of your modified engine by reducing the possibility of valve float at high rpm. Includes lightweight, precision-machined titanium valve retainers, racing valve springs, base washers and OE rocker arm shaft bolts that must be replaced during installation.

Sea Doo	Part No.
Upgrade Kit, Valve Train, SD RXP/RXT/GTX	RS19050-VTU
Tool, Valve Compression, SD 4-TEC	RS19050-VCT

NEW



RIVA RXP/RXT/GTX THERMOSTAT KIT

Our cool running Thermostat Kit reduces the operating temperature of your modified 4-Tec® engine by 30°F for maximum reliability and performance. Kit includes replacement thermostat, billet coolant inlet flange, stock thermostat removal tool, Oetiker® clamps, Oetiker® pliers and detailed installation instructions. NOTE: Thermostat housing (shown above) not included.

Sea Doo	Part No.
Thermostat Kit, SD RXP/RXT/GTX	RS1015

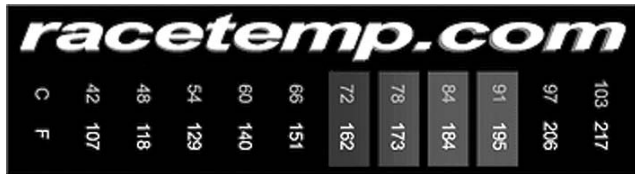


R&D SEA DOO RXP CRANKCASE BREATHER KIT

The R&D Crankcase Breather Kit will add a high performance look to the RXP's engine compartment! The R&D Crankcase Breather Kit eliminates power-robbing crankcase fumes from the engines main air intake. Cleaner mass air equals more power!

Sea Doo	Part No.
Sea Doo RXP Crankcase Breather Kit	203-00216

NEW




Temperature ranges of 107-217 & 138-248 degrees F
 Accurate within 1-2 degrees
 Reversible thermometer with long lasting adhesive
 Aids in maintenance and diagnosis
 Know it before you blow it



RACETEMP® SAVING MOTORS EVERYWHERE!

Detect overheating and monitor engine components with the Racetemps® temperature monitoring device. Racetemps® is a small visible strip that enables machine operators to quickly and accurately determine the temperature of vital components such as: radiator, cylinder, rear shock body, clutch housings and more. This product aids in vehicle maintenance, monitoring and troubleshooting.

Description	Part No.
Race Engine Thermometer Pack of three + decal	RT138-248



A.



B.

NEW

OEM REPLACEMENT AFTERMARKET OIL FILTERS

Sea Doo	Part No.
A. All Sea Doo 4-stroke	006-560
B. All Sea Doo 4-stroke oil filter cap	006-562

Yamaha	Part No.
Yamaha FX/VX 594-13440-00-00	006-563



SUPERCHARGER SLEEVE FOR SEA DOO RXP / RXT / GTX SC

The sleeving up of the diameter of the Supercharger enables a 3.5" or 4" intake/filter system to be utilized. The larger intake increases cubic air volume as well as decreases air inlet restriction. A win/win, Supercharge your supercharger and give it more air!

Sea Doo	Part No.
Supercharger Sleeve 3.5" diameter	613-95035
Supercharger Sleeve 4" diameter	613-95040



HYDRO-TURF OIL EXTRACTOR

The unit uses a small vacuum system, which pumps fluid through a hose to the 6-liter reservoir. It also includes a pour spout to aid in emptying the reservoir. Pump is removable for easy storage.

Description	Part No.
Hydro-Turf Oil Extractor	OIL01



KN204

KN303

NEW



PERFORMANCE GOLD OIL FILTER

- 1-inch nut easy-on/easy wrench-off
- Drilled safety wire holes for racing
- Heavy-duty construction
- Premium filter media provides outstanding filtration at high-flow rates

Sea Doo	OEM#	Part No.
All Sea Doo 4-stroke	420950741	KN556

Yamaha	OEM#	Part No.
FX/VX	59H-1344-0-00-00	KN303

Kawasaki	OEM#	Part No.
FX/VX	16099-004	KN204

Honda	OEM#	Part No.
Aquatrax 02-04	15410-NCJ-003	KN204



RULE FLAT TANK ELECTRIC OIL EXTRACTOR

Eliminate those costly yard service fees with the new quick, clean, compact electric oil extractor. Includes a 3-1/2 gallon compact self-priming diaphragm pump for extraction and an easy pour spout for oil transfer.

- 3.5 gallon (13 liter) leak proof container
- Designed for ease of carrying
- Complete with dipstick, suction tube & battery clamps
- Self-priming, dry running, 12 or 24 volt diaphragm pump
- Empties and stows easily

Description	Part No.
Electric Oil Extractor	17860-0012

FUEL SYSTEMS
ENGINE/GASKETS
EXHAUST
DRIVE LINE HANDLING
ELECTRICAL
WATERLINE /BILGE
STEERING & CONTROLS
BODY
ACCESSORIES /HARDWARE
CHEMICAL
FREESTYLE & BOOSXR
FOUR STROKE



A complete line of motor mounts designed specifically for heavy duty watercraft applications. Monkey Grip Motor Mounts are designed to be stronger than OEM mounts, yet able to dampen and isolate vibration far better than performance mounts currently available. This combination of durability and performance make Monkey Grip the right choice. Monkey Grip Motor Mounts are available for all popular watercraft.



Sea Doo **Part No.**
580/650/720 All **57-1182**



Sea Doo **Part No.**
800/951 Front (1 required) **57-1183F**



Sea Doo **Part No.**
800/951 Rear (2 required) **57-1183R**



Part No. 57-1152

Yamaha Wave Runner 500	All Years
Yamaha 650 VXR	91-95
Yamaha 650LX	90-93
Yamaha 650 Wave Runner III	90-96
Yamaha 701 VXR	93-94
Yamaha 701 Wave Runner	93-00
Yamaha Wave Runner III GP	84-95
Yamaha 701 Pro VXR	93-94
Yamaha Wave Runner III 650	90-96
Yamaha Wave Raider 700	94-97
Yamaha Wave Runner III 700	97
Yamaha XL 700	99-04
Yamaha GP 800	98-00
Yamaha XL 800	00-01
Yamaha XLT 800	02-04
Yamaha GP 1200	97-99
Yamaha XL 1200	98



Part No. 57-1172

Yamaha Wave Blaster	93-96
Yamaha Wave Blaster II	96-97
Yamaha 700 Venture	95-96
Yamaha 701 FX	94-95
Yamaha 760 GP	97-00
Yamaha 701 Wave Raider	96
Yamaha 760 XL	98-99
Yamaha Wave Venture	97
Yamaha Wave Raider 1100	95-96
Yamaha Wave Venture 1100	96-97
Yamaha 1200 SUV	99-04



Part No. 57-1162

Yamaha 650 Super Jet	All Years
Yamaha 701 Super Jet	All Years



Part No. 57-1174

Yamaha 1200 XL LTD.	99-00
Yamaha 1200 XLT	01-05



Part No. 57-1173

Yamaha 1200R GPR	00-01
Yamaha 1300 GP	04-06
Yamaha FX 140	02-04
Yamaha FX 1100	04-06
Yamaha VX 1100	05-06
Yamaha FX CRUISER	04-06

FUEL SYSTEMS
ENGINE/GASKETS
EXHAUST
DRIVE LINE HANDLING
ELECTRICAL
WATERLINE /BILGE
STEERING & CONTROLS
BODY
ACCESSORIES
SERVICE TOOLS /HARDWARE
CHEMICAL
FREESTYLE & 800SKR
FOUR STROKE

FUEL SYSTEMS
ENGINE/GASKETS
EXHAUST
DRIVE LINE HANDLING
ELECTRICAL
WATERLINE /BILGE
STEERING & CONTROLS
BODY
ACCESSORIES
SERVICE TOOLS /HARDWARE
CHEMICAL
FREESTYLE & 800SXR
FOUR STROKE



Kawasaki **Part No.**
450/550 All 57-1122



Kawasaki **Part No.**
650/750 (Except ZXI) 57-1142



Kawasaki **Part No.**
750/900/1100 ZXI,
Ultra 150 Rear (2 required) 57-1143



Kawasaki **Part No.**
Ultra 150 Front 57-1144



Polaris **Part No.**
SL650 94-95, SL750 94 57-1197



Polaris **Part No.**
SL650 92-93, SL700, SLT700,
SLT750, SLT750 93, SL780,
SLT780, SLX780, SLX785/Pro,
SL900, SL1050, Hurricane, SLTX 57-1196



Tiger Shark **Part No.**
All Models 93-95, Montego 96 57-1175
Monte Carlo 640/900 96



01-07-511 Installation
Shown

BLOWSION




ENGINE KEEPERS JOE KENNEY DESIGN

Kenney Keepers are a must have for any hardcore surf or flat-water invert artist. Each set contains a left and right side front mount retainer and extended stainless hardware for install. Our unique close tolerance design retains the front, "top heavy" weight of the engine block from being flexed or thrown forward during flat out and invert maneuvers. Since this is a common occurrence (even in flat water racing action), we have also found them to be excellent insurance against ever having to replace expensive engine mounts again.

Description	Part No.
Yamaha SJ 96t	YASJAC146
Kawasaki 750SX1/800SXR	01-07-511



2006 WORLD FINALS • LAKE HAVASU, AZ
PHOTO COURTESY OF JIN OMURA



Sea Doo 800

Sea Doo

Part No.

800 Modified Race gas spec. 40cc	413-80040
800 Limited/Recreational pump gas spec. 43cc	413-80043

R&D Pro Series Cast CNC Machined heads are an economical alternative to the remachining of the Stock OEM Head, which many times crack and don't seal or cool properly after being modified. Pro Series Heads incorporate larger water volumes, improved circulation for superb cooling and O-Ring design for maximum sealing.


Yamaha 701 Ltd



Yamaha

Part No.

701 Limited/Recreational 35cc	412-70035
701/760 O-Ring set of 2	080-76000



Sea Doo 951

Sea Doo

Head Kit

Repl. Dome

O-Ring

951 Limited 46cc	413-90046	413-90146	080-95000
951 Recreational 49cc	413-90049	413-90149	080-95000



Kawasaki

Part No.

750/800 24cc	411-75024
750/800 25cc	411-75025
750/800 26cc	411-75026
750/800 27cc	411-75027
750 O-Ring Set of 2	080-75000
800 SXR 28cc	411-80028
800 SXR 29cc	411-80029
800 O-Ring Set of 2	080-80000
750/800 Girdle Hardware Kit	411-75000

*Girdle kit is optional

KAWASAKI 800 SX-R PRO SERIES COMPETION ENGINE HEAD KITS

Specially designed for the Limited Racing class. The kits is complete and includes a special R&D 1.5mm base gasket.

Kawasaki

Part No.

800 SX-R 25.5cc Limited (200-210psi)	411-80255
800 SX-R 26.5cc Limited (190-200psi)	411-80265
800 SX-R 27.5cc Limited (180-190psi)	411-80275
800 SX-R 1.5mm Base Gasket	071-00060
750/800 Girdle Hardware Kit	411-75000



Yamaha GP1300R

Yamaha

Part No.

GP1300R Stage 1 (C1=47.5, C2=46.5, C3=49cc) Variable Chamber Head	412-13001
GP1300R Stage 2 (C1=46, C2=45, C3=46.5cc) Variable Chamber Head	412-13002
GP1300R Girdle Hardware Kit	412-13000
GP1200R/XLL1200 41cc	412-20041
GPR Head Girdle Hardware Kit	412-12000

*Girdle kit is optional



Kawasaki

Part No.

Ultra 150/STX-R 1200 Recreational 42cc	411-15042
Ultra Head Girdle Hardware Kit	411-15000

FUEL SYSTEMS
ENGINE/GASKETS
EXHAUST
DRIVE LINE HANDLING
ELECTRICAL
WATERLINE/BILGE
STEERING & CONTROLS
BODY
SERVICE TOOLS ACCESSORIES/HARDWARE
CHEMICAL
FREESTYLE & 800SXR
FOUR STROKE



TBM RACING KAWASAKI 800SXR BILLET HEAD

Kawasaki SX-R Head with Girdle Kit TBM107-G



Head without Girdle TBM107



This head utilizes a three-piece design that has water flow control not possible with a one-piece head. No gaskets or messy silicone needed as it's completely sealed by o-rings. Other key features are an integrated rear pipe mount for the Factory Pipe and a girdle design that eliminates the need to machine your cylinder.

Domes are manufactured from 7057 aluminum alloy and hard anodized for even heat dissipation and corrosion protection. Domes feature a unique bowl design that is not your typical spherical configuration. Team Kawasaki has proved this design for the past two seasons.



Description

Part No.

Kawasaki SX-R Head Kit with Girdle	TBM107-G
Kawasaki SX-R Head Kit without Girdle	TBM107
Replacement O-Rings for Head Kit	TBM107-O
Girdle Head Factory Dry Pipe Hardware Kit	TBM107-FP
Dome 22cc Super Stock 220 psi+	TBM022
Dome 24cc Limited/Super Stock 215 psi+	TBM024
Dome 26cc Limited/Super Stock 210 psi+	TBM026
Dome 27cc Limited/Super Stock 195 psi+	TBM027
Dome 28.5cc Limited/Super Stock 190 psi+	TBM028.5
Dome 29.5cc Limited/Super Stock 180 psi+	TBM029.5

* Domes Sold Individually

When the 2005 IJSBA rulebook allowed the use of up to a .060" base gasket in the limited class we went right to work designing a dome that will accommodate this change. The difference between these domes is the increased step in the squish band. A .050" step optimizes the piston clearance when using a .060" base gasket. If a thinner gasket is used the dome will require machining to avoid piston to head contact.

Description

Part No.

Limited Spec. Dome 22cc (+.050")	TBM022-L
Limited Spec. Dome 24cc (+.050")	TBM024-L
Limited Spec. Dome 26cc (+.050")	TBM026-L
Limited Spec. Dome 27cc (+.050")	TBM027-L
Limited Spec. Dome 29cc (+.050")	TBM029-L
.060" (1.5mm) Base Gasket	7040F

* Domes Sold Individually

MISCELLANEOUS DOMES ONLY

*We have limited quantities on these items at a discounted price. Once these items are sold, they will be discontinued.

DOMES SETS ONLY FOR WESTCOAST PERFORMANCE HEADS

Dome P/No	Dome Size	Compression	Head P/No
Yamaha 650 Head (reference only)			
YEP6524	24cc	220Lbs	YEP7000
YEP6526	26cc	210Lbs	YEP7000
YEP6527	27cc	205Lbs	YEP7000
YEP6528	28cc	195Lbs	YEP7000
YEP6529	29cc	185Lbs	YEP7000
YEP6530	30cc	180Lbs	YEP7000
Kawasaki 550 82-90 Head			
EP5017	17cc		EP4400
EP5021	21cc		EP4400
Kawasaki 550 91+ Head			
EP5517	17cc		EP5500
Yamaha 700 Head			
YEP7024	24cc	215 lbs	YEP7000
Kawasaki 750 Head			
EP75	Blank		EP7500

DOMES ONLY FOR BUCKSHOT HEAD

Sea Doo Head	
50-5019-47	47.2cc

DOMES ONLY FOR PRO-DESIGN HEAD

Yamaha 1100 Head	
50-5037-37	37cc
50-5037-39	39cc
Yamaha 1200 Head	
50-5043-42	42cc
50-5043-44	44cc

DOMES ONLY FOR MRC (MEL MILLER) HEAD

AP1200R Head *3pcs/set	
50-5110-38	38cc Dome set (Race Gas)
50-5110-39	39cc Dome set (Race Gas)

FUEL SYSTEMS
ENGINE/GASKETS
EXHAUST
DRIVE LINE HANDLING
ELECTRICAL
WATERLINE /BILGE
STEERING & CONTROLS
BODY
ACCESSORIES
HARDWARE
CHEMICAL
FREESTYLE & 800SXR
FOUR STROKE



Yamaha
701/760



ADA YAMAHA 701/760 BILLET HEAD

Yamaha	Part No.
Y701/760 Girdle Billet Head Shell**	YA701M
** Girdle Kit is not included in Head Kit	
Girdle Kit (6 pcs.) for Girdle Head **	YA701G6
Y701/760 Non-Girdle Billet Head Shell	YA701L
701-81mm 33cc (200Lbs/105 Octane)	YA2133L
701-81mm 35cc (185Lbs/92 Octane) *	YA2135L
* 35cc Dome for 100 Octane with Dry Pipe	
701-81mm 37cc (170Lbs/92 Octane)	YA2137L
760-84mm 33cc (215Lbs/110 Octane)	YA7633L
760-84mm 31cc (230Lbs/115 Octane)	YA7631L
760-84mm 35cc (200Lbs/105 Octane)	YA7635L
760-84mm 38cc (180Lbs/98 Octane)	YA7638L
760-84mm 40cc (165Lbs/91 Octane)	YA7640L
Flat Top Dome -	
4° w/.015" Relief@86mm	30cc YAK8630L15
Flat Top Dome -	
4° w/.015" Relief@86mm	28cc YAK8628L15
Flat Top Dome -	
4° w/.015" Relief@86mm	26cc YAK8626L15
Flat Top Dome -	
4° w/.015" Relief@86mm	24cc YAK8624L15
Flat Top Dome -	
4° w/.015" Relief@86mm	22cc YAK8622L15
Dome for Flat Top Kawasaki Piston @ 82mm	24cc KD1224
Exhaust Pipe Mount Bracket	YEXBRKT-2M
O-Ring Kit	ORKIT-YA701M

***All ADA Domes are sold individually

ADA INDIVIDUAL O-RING

Descriptions	Part No.
A. O-Ring, Dome Top Around Spark Plug Hole	OR020
B. O-Ring Head Shell to Dome	OR024
C. Compression O-Ring Ultra 150, All Yamaha	OR043
D. Compression O-Ring SD 951	OR044
E. Outer Water O-Ring Ultra 150 (3 req.)	OR049
F. Outer Water O-Ring Y701/760	ORYA701
Compression O-Ring K750/800	OR042

Sea Doo
720/800



ADA SD720 AND 800 BILLET HEAD

Sea Doo	Part No.
Sea Doo 720 Billet Head Shell	SD720
Sea Doo 720 34cc Dome (190 Lbs 105 oct.)	SD7234
Sea Doo 720 36cc Dome (175 Lbs 100 oct.)	SD7236
Sea Doo 800 Billet Head Shell	SD800
Sea Doo 800 39cc Dome (205 Lbs 105 oct.)	SD8039
Sea Doo 800 41cc Dome (190 Lbs 98 oct.)	SD8041
Sea Doo 800 43cc Dome (175 Lbs 91 oct.)	SD8043

***All ADA Domes are sold individually

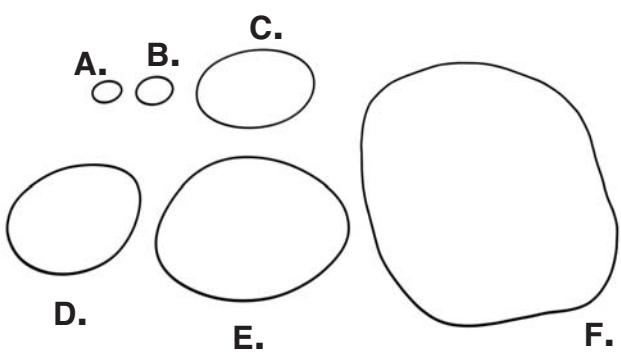
Sea Doo
951




ADA SD951 BILLET HEAD

Sea Doo	Part No.
Sea Doo 951 Billet Head Shell	SD951
Sea Doo 951 46cc Dome (183 lbs-105 oct.)	SD9546
Sea Doo 951 48cc Dome (1.75 lbs-98 oct.)	SD9548
Sea Doo 951 50cc Dome (165 lbs-91 oct.)	SD9550
O-Ring Kit	ORKIT-SD951

***All ADA Domes are sold individually





**KAWASAKI 800SXR
GIRDLE HEAD SHELL**

KA800M



**KAWASAKI 750
KA750**



**KAWASAKI
ULTRA 150/STX-R
GIRDLE HEAD SHELL KIT**
*DOMES SOLD SEPARATELY



ADA KAWASAKI 800SXR BILLET GIRDLE HEAD

This head uses the stock head bolts and is completely sealed by O-rings, no head gasket required. Dual water outlets for additional cooling. This head will work with Factory Pipe's 800 dry pipe.

Kawasaki	Part No.
ADA 800SXR/750 Girdle Head Shell**	KA800M
ADA 800SXR Girdle Kit	KA800G
ADA 800SXR Dome 22cc (225 lbs.-114 Octane)	KA8022
ADA 800SXR Dome 24cc (216 lbs.-110 Octane)	KA8024
ADA 800SXR Dome 26cc (208 lbs.-105 Octane)	KA8026
ADA 800SXR Dome 28cc (200 lbs.-98 Octane)	KA8028
ADA 800SXR Dome 30cc (190 lbs.-95 Octane)	KA8030
ADA 800SXR Dome 32cc (180 lbs.-91 Octane)	KA8032
ADA 800SXR Cable Bracket to use with stock carburetors	KA800BRK-CARB
ADA 800SXR O-Ring Kit	ORKITK750

***All ADA Domes are sold individually

ADA KAWASAKI 750 BILLET HEAD

Kawasaki	Part No.
ADA 800SXR/750 Girdle Head Shell**	KA800M
ADA 800SXR Girdle Kit	KA800G
K750 Non-Girdle Billet Head Shell	KA750
K750 24cc Dome (195 lbs.-100 Octane)	KA7524
K750 26cc Dome (180 lbs.-92 Octane)	KA7526
K750 28cc Dome (165 lbs.-91 Octane)	KA7528
K750 30cc Dome (150 lbs.-89 Octane)	KA7530

**ADA 800SXR Girdle Head Shell also fits Kawasaki 750 but must use the ADA 750 Domes.

***All ADA Domes are sold individually

**KAWASAKI
ULTRA 150/STX-R
NON GIRDLE HEAD SHELL**



ADA KAWASAKI ULTRA 150/STX-R BILLET GIRDLE HEAD KIT

Kawasaki	Part No.
Ultra 150/STX-R Billet Head Shell (Non Girdle Head)	KU150
Ultra 150/STX-R Billet Girdle Head with Girdle Hardware	KA1200M
44cc Dome +10 Lbs 91 Oct.	KU1544
42cc Dome +20 lbs 91 Oct.	KU1542
40cc Dome +30 lbs 98 Oct.	KU1540
38cc Dome +40 lbs 105 Oct.	KU1538
Ultra 150/STX-R O-Ring Kit	ORKIT-KU150

***All ADA Domes are sold individually

RIVA RACING HEAD O-RING KIT

Head O-Ring Kit	Part No.
2 Cylinder (701/760)	RY10026-O
3 Cylinder (63M/65U)	RY10028-O
GP800 (66E)	RY100277-O
GP1200R (For RY100288B/100289A1)	RY100288-O

FUEL SYSTEMS
ENGINE/GASKETS
EXHAUST
DRIVE LINE HANDLING
ELECTRICAL
WATERLINE /BILGE
STEERING & CONTROLS
BODY
ACCESSORIES
SERVICE TOOLS /HARDWARE
CHEMICAL
FREESTYLE & 800SXR
FOUR STROKE

PERSONAL WATERCRAFT KITS

All pistons are high quality forged alloy and include rings, taper wall wrist pins and circlips.



The ★ column, next to the sleeve part number, will help the rebuilder identify the cylinder that is to be sleeved. The ★ column designation will also help the rebuilder to determine the proper installation procedure.

★ Column Code Explanations:

- AC** – Original cylinder bore is alloy-chrome plated, Nikasil, or electrofused. The cylinder must be bored to accept the new cylinder sleeve.
- CS** – Original block has a cast-in sleeve liner in the cylinder. The cylinder must be bored out to accept the new cylinder sleeve. The cast-in liner will be bored completely out of the cylinder. Do not try to push out the cast-in liner, cylinder damage may be the result.
- CI** – Original block has a cast-in liner in the cylinder. The cylinder must be bored to accept the new cylinder sleeve. When using a CI style sleeve the cast-in liner will not be completely removed. The sleeve is designed to insert into the iron lined cylinder.
- RS** – Original block has a replacement sleeve. Heat the cylinder to remove the sleeve. Reheat the cylinder to install the new cylinder sleeve.
- CC** – Original barrel is cast-iron. The cylinder must be bored to accept the new cylinder sleeve.

				L.A. SLEEVE										
				WISeco										
Model	SEA DOO	Cyl. I.D.	★	L.A. SLEEVE	Piston Style	Piston Kit	Bore Size mm	Over Size mm	CC	Ring Set	Circlip	Wrist Pin	Wrist Pin Bearing	Big End Bearings
Sea Doo 580 (Long Finger Port)	1988	76mm	RS	FL-5102	E Coated	734M07600	76.00	STD	580	2992TD	CW18	S477	50-4185	01319
				734M07650		76.50	0.50	588	3012TD					
				734M07700		77.00	1.00	595	3032TD					
					734M07750	77.50	1.50	602	3051TD					
XP, SPI, GTX, SPX-650 (657cc)	1989-96	76mm	RS	FL-5125	L Ring STOCK STYLE	663M07800	78.00	STD	650	3071LK	CW20	S512	50-4184 (1993) 50-4182 (94-95)	01319
	1993-95			663M07850		78.50	0.50	658	3091LK					
				663M07900		79.00	1.00	666	3110LK					
				663M08000		80.00	1.50	674	3150LK					
XP, GTI, HX, SPX, GTS, GS, GSI-750 (718cc)	1995-97	82mm	RS	FL-5268	L Ring IJSBA Ltd. Class Legal	775M08200	82.00	STD	718	8200LF	CW20	S461	50-4184	01321
				775M08250		82.50	0.50	726	8250LF					
				775M08300		83.00	1.00	735	8300LF					
				775M08350		83.50	1.50	744	8350LF					
				775M08400		84.00	2.00	754	8400LF					
XP, SPX, GSX, GTX-785 Rave GTX RFI, GSX RFI-785 Rave 1995-00		82mm	RS	FL-5290	L Ring IJSBA Ltd. Class Legal	779M08200	82.00	STD	780	8200LF	CW20	S461	50-4184	01323
				779M08210		82.10	0.10	782	8210LF					
				779M08250		82.50	0.50	791	8250LF					
				779M08296		82.96	0.96	800	*8300LF					
				779M08300		83.00	1.00	801	8300LF					
				779M08350		83.50	1.50	810	8350LF					
				779M08400		84.00	2.00	820	8400LF					
GSX LTD, XP LTD, GTX LTD-951 LRV, RX 1997-00		88mm	RS	FL-5322		716M08800	88.00	STD	951	3464KD	CW21	S568	01242	B1065
				716M08850		88.50	0.50	960	3484KD					
				716M08900		89.00	1.00	971	3503KD					
				716M08940		89.40	1.40	982	3520KD					
				716M09000		90.00	2.00	993	3544KD					
				716M09100		91.00	3.00	1017	3584KD					

* Must gap rings

* Cylinder Sleeving and Crankcase cleanup required for 91mm bore.

				WISECO										Wrist Pin Bearing	Big End Bearings
Model	YAMAHA	Cyl. I.D.	★	L.A. SLEEVE	Piston Style	Piston Kit	Bore Size mm	Over Size mm	CC	Ring Set	Circlip	Wrist Pin			
WaveJammer, WaveRunner (496cc) 1987-92		72mm	RS	YA-5025		586M07200 586M07250 586M07300 586M07350	72.00 72.50 73.00 73.50	STD 0.50 1.00 1.50	496 503 509 517	2835CD 2854CD 2874CD 2894CD	CW20	S478	50-4184	01325	
Super Jet 1990-93, WaveRunner III 1996, WaveRunner VXR 1992-95 (from 817001) (633cc) Twin		77mm	RS	YA-5139		602M07700 602M07750 602M07800 602M07850	77.00 77.50 78.00 78.50	STD 0.50 1.00 1.50	633 641 649 658	3032TD 3051TD 3071TD 3091TD	CW20	S423	50-3302	01325	
WaveRunner 91-92, WaveRunner LX 93 WaveRunner III 1990-95 WaveRunner VXR (from 816999) 91-92 (633cc) Twin		77mm	RS	YA-5176		602M07850 602M07900	78.50 79.00	1.50 2.00	658 667	3091TD 3110TD					
Super Jet, WaveRunner III GP WaveBlaster, WaveRunner II WaveRunner Pro VXR, FX700 WaveRaider 1996-97 (701cc) Twin	93-00	81mm	RS	YA-5187		790M08100 790M08150 790M08200 790M08250 790M08300	81.00 81.50 82.00 82.50 83.00	STD 0.50 1.00 1.50 2.00	701 710 718 726 735	3189KD 3209KD 3228KD 3248KD 3268KD	CW20	S512	50-3483	01325	
WaveRaider 1994-95 WaveRaider DX, WaveVenture Wave Venture XL700 (701cc)Twin	95-00	81mm	RS	YA-5284		790M08400	84.00	3.00	753	3307KD					
Super Jet, WaveRunner III GP WaveBlaster, WaveRunner II WaveRunner Pro VXR, FX700 WaveRaider 1996-97 Big Bore to 789cc Twin	93-00	84mm		YA-5187B		757M08400 757M08450 757M08500 757M08550 757M08600	84.00 84.50 85.00 85.50 86.00	STD 0.50 1.00 1.50 2.00	754 763 771 780 789	3307KD 3327KD 3347KD 3368KD 3386KD	CW20	S512	50-3483	01325	
WaveBlaster, WaveBlaster II WaveRaider, WaveRunner GP760 WaveVenture, XL760 1996-00 (754cc) Twin		84mm	RS	YA-5304											
WaveRunner GP800 1998-00 WaveRunner XL800 2000 (784cc) Twin		80mm	AC	YA-5356		758M08000	80.00	STD	784	3150KD	CW22	S640	01343		
WaveRaider 1100 1995-97 WaveVenture 1100 (1051cc) Triple		81mm	RS	YA-5282		791M08100 791M08150 791M08200 791M08250 791M08300	81.00 81.50 82.00 82.50 83.00	STD 0.50 1.00 1.50 2.00	1051 1064 1077 1090 1104	3189KD 3209KD 3228KD 3248KD 3268KD	CW20	S512	50-3483	01325	
WaveRunner GP1200 1997-99 SUV1200 1999-00 XL1200 1998 (1131cc) Triple		84mm	RS	YA-5349		757M08400 757M08450 757M08500 757M08550 757M08600	84.00 84.50 85.00 85.50 86.00	STD 0.50 1.00 1.50 2.00	1131 1142 1156 1169 1184	3307KD 3327KD 3347KD 3366KD 3386KD	CW20	S631	50-3483	01325	
XL 1200 LTD 1998-00 GP1200R 2000 (1176cc) Triple		80mm	AC	YA-5469		758M08000	80.00	STD	1176	3150KD	CW22	S640	01343		

				WISECO										Wrist Pin Bearing	Big End Bearings
Model	TIGERSHARK	Cyl. I.D.	★	L.A. SLEEVE	Piston Style	Piston Kit	Bore Size mm	Over Size mm	CC	Ring Set	Circlip	Wrist Pin			
Tigershark 640 1993-99		75.7mm	CI	FL-5237		632M07600 632M07650 632M07700	76.00 76.50 77.00	0.31 0.81 1.31	639 652 661	2992TD 3012TD 3032TD	CW20	S461	B1024		
Daytona, Monte Carlo 770, TS770, TS770L, TS770R 1996-99		83mm		FL-5298											
Tigershark 900 TS 900L 1995-96 1999		76.5mm		FL-5281		2349M07650 2349M08050	76.50 80.50	STD 4.00	896 998	3012TDW 3169TD	CW20	S512	B1024		
Daytona, Monte Carlo 1000 TS-1000R, TS-1000L 1997-98 1999		81mm		FL-5343		2394M08100 718M08500	81.00 85.00	STD 4.00	1000 1100	3189KD 3347KD	CW22	S539	B1024		
TS1100R, TS1100Li 1999		85mm		FL-5418											

General Rules for Sleeve Installation:

These tips are intended to be a guide for installing sleeves into cylinders. There are always exceptions to the rule and care must be taken on special applications.

ALWAYS WAIT UNTIL THE SLEEVE ARRIVES BEFORE BEGINNING ANY MACHINE WORK. NEVER ASSUME THAT THE STATED MODEL AND YEAR OF THE CYLINDER IS CORRECT. ALWAYS CHECK TO SEE IF THE SLEEVE PORTS MATCH THE CYLINDER PORTS.

1. Interference fit for cylinder sleeve to aluminum bore is .004.
2. Interference fit for cylinder sleeve to a cast iron bore is .002 to .003.
3. Installation of flanged type sleeves follow the same rules, but the top of the cylinder must have a countersink to the correct depth to accept the flanged sleeve. .000 to .001 interference fit on the flange diameter is recommended.
4. Heating the cylinder for 45 minutes to one hour at 350 degrees to 450 degrees is preferable.
5. The sleeve should slide in very easily when the cylinder is properly heated. Freeze shrinking the sleeve is not necessary. (Some machinists believe this assists installation of the sleeve.)
6. **REMEMBER:** Rap or press the sleeve down while the cylinder is cooling down. Use a hydraulic press for this procedure.
7. Milling the top deck of the cylinder always adds a quality touch. A caution here, some cylinders may not be able to have the top surface decked.
8. For two-stroke cylinders, blending or matching the aluminum cylinder to the sleeve ports is recommended for proper fuel flow.

FUEL SYSTEMS
ENGINE/GASKETS
EXHAUST
DRIVE LINE HANDLING
ELECTRICAL
WATERLINE /BILGE
STEERING & CONTROLS
BODY
ACCESSORIES
SERVICE TOOLS
CHEMICAL
FREESTYLE & BOOSXR
FOUR STROKE

Model	POLARIS	Cyl. I.D. ★	L.A. SLEEVE	Piston Style	Piston Kit	Bore Size mm	Over Size mm	CC	Ring Set	Circlip	Wrist Pin	Wrist Pin Bearing	Big End Bearings
SLX Pro 785 (779cc) triple cylinder	1997-00	69.72mm	FL-5342	XPS E-Coated	722M06970	69.70	STD	799	2746CD	CW18	S343		
* Nikasil Bore - Cylinder Sleaving or Replating Required for Oversizes.													
Octane 777 Virage I	2002 2002	84mm	FL-5416	E-Coated	811M08400 811M08450 811M08500 811M08525	84.00 84.50 85.00 85.25	STD .050 1.00 1.25	775.8 785.1 794.4 799.1	8400KB 8450KB 8500KB 8520KB	CW22	S662		
<i>Low Dome Race Part. (Flat Top) Head Modifications required.</i>													
SL-900 triple cylinder	1996-97	74.5mm	FL-5305	RS	687M07450 687M07500 687M07550 687M07600 687M07650	74.50 75.00 75.50 76.00 76.50	STD 0.50 1.00 1.50 2.00	889 901 913 925 937	2933TD 2953TD 2973TD 2992TD 3012TD	CW20	S512	50-4182	
SL, SLX, SLTC, SLXH-1050 (1051cc) triple cylinder	1996-99	81mm	FL-5297		781M08100 781M08150 781M08200 781M08250 781M08300	81.00 81.50 82.00 82.50 83.00	STD 0.50 1.00 1.50 2.00	1051 1064 1077 1090 1102	8100LF 8150LF 8200LF 8250LF 8300LF	CW20	S512	50-4182	
Pro1200, Virage TX Virage TXI, SLX Genesis all Models X45	2000-01 99-02 1999	84mm	FL-5416		811M08400 811M08450 811M08500 811M08525	84.00 84.50 85.00 85.25	STD 0.50 1.00 1.25	775.8 785.1 794.4 799.1	8400KB 8450KB 8500KB 8525KB	CW22	S662		
Pro1200, Virage TX Virage TXI	2001-02				812M08500 812M08525	85.00 85.25	1.00 1.25	794.4 799.1	8500KB 8525KB	CW22	S662		
<i>Low Dome Race Part. (Flat Top) Head Modifications required.</i>													

MODEL	L.A. SLEEVE	CUBIC DISPLACEMENT	CYLINDER I.D.	CODE	PART NO.
-------	-------------	--------------------	---------------	------	----------

Sea Doo

580 (Long Finger Port) 1988		580cc	76mm	RS	FL-5102
580 (Short Finger Port) 1989-96		580cc	76mm	RS	FL-5125
XP/SPI, GTX, SPX 1993-95		650cc	78mm	RS	FL-5244
GTI, HX, SPX, XP, GTS, GS, GSI		718cc	82mm	RS	FL-5268
XP/SPX/GTX RFI-785 Rave 1995-02		782cc	82mm	RS	FL-5290
GSX/XP/GTX-951 LTD RX 1997-02		951cc	88mm	RS	FL-5322

Polaris

SL-650 1992-95		647cc	65mm	CI	FL-5191
Hurricane 700 1996-97		700cc	81mm		FL-5300
SLT/SLH/SLTH-700 1996-98		700cc	81mm	RS	FL-5341
SL-750 1993-95		744cc	69.7mm	CI	FL-5239
SL, SLT, SLX-780 1995-97		783cc	71.5mm		FL-5302
SLX Pro 785 1997-01			69.72mm	AC	FL-5342
SL-900 1996-97		889cc	74.5mm	RS	FL-5305
SLTX/SLXH-1051 1996-99		1051cc	81mm		FL-5297
Virage, Octane 777 2002		777cc	84mm	RS	FL-5416
Genesis 1200 (99-02), SLX, X-45 1200, Pro 1200, Virage TX & TXI 1999-02		1165cc	84mm	RS	FL-5416

Yamaha

Wave Jammer, Wave Runner 1987-92		496cc	72mm	RS	YA-5025
Wave Runner, Super Jet thru 1993		633cc		77mm	RS YA-5139
Wave Runner LXII VXR 1991-96		633cc		77mm	RS YA-5176
61X Wave Blaster, WRIII, FX, Pro VXR, Superjet (93-07)		701cc	81mm	RS	YA-5187
Super Jet, Wave Blaster Big Bore to		789cc	84mm		YA-5187B
62T 701 Wave Raider (94-95), Wave Venture XL 700 (95-02)		701cc	81mm	RS	YA-5284
Wave Raider, WBII, GP 760/Wave Blaster (96-00)		754cc	84mm	RS	YA-5304
Wave Runner GP-800 (98-02), XL/XLT 800 (00-02)		784cc	80mm	AC	YA-5356
1100Wave Raider (95-96), Wave Venture (96-97)		1051cc	81mm	RS	YA-5282
GP1200(97-99)/XL 1200 (98)		1131cc	84mm	RS	YA-5349
XL1200 Ltd/GP1200R		1176cc	80mm	AC	YA-5469
GP1300R (03-07)		1296cc	84mm	AC	YA-5502

Kawasaki

JS-550 Iron Cylinder 1986-90		531cc	75mm	CC	KA-5033
JS-550 SX Reed 1991-95		531cc	75mm	CI	KA-5135
JS, JF-650 1986-96		635cc	76mm	CS	KA-999
JS-750 SX/SS (92-95)		743cc	80mm	CI	KA-5166
JS-750 SX/SS (92-95) Special Heavy OD Sleeve 3.600"		743cc	80mm	CS	KA-5166H
JS-750 SXI, ZXI (96-97), ST (94-95) SXI Pro		743cc	80mm	CI	KA-5280
JS-750 SX, ZXI (95-97), ST (94-95), SXI Pro Special Heavy OD Sleeve 3.600"		743cc	80mm	CS	KA-5280H
JS-900 ZXI, STX (95-06)		891cc	73mm	CS	KA-5283
JS1100ZXI, STX (96-02)		1071cc	80mm	CI	KA-5303
JS-1100 ZXI, STX (96-02) Big Bore to		1180cc	83mm		KA-5303B
800 SXR 2003-07			82mm		KA-5496
Ultra 150 1999-00		1176cc	80mm	AC	KA-5415

FUEL SYSTEMS
ENGINE/GASKETS
EXHAUST
DRIVE LINE HANDLING
ELECTRICAL
WATERLINE /BILGE
STEERING & CONTROLS
BODY
ACCESSORIES
SERVICE TOOLS
CHEMICAL
FREESTYLE & BOOSXR
FOUR STROKE



NIKS/PRO-X PISTON KITS

Niks/Pro-X Piston Kits are manufactured in Japan and are designed to be an O.E.M. replacement. The aluminum alloy used in the manufacturing of Pro-X pistons maintains or exceeds the factory specifications. Additional oversizes are available in .010 increments up to .080 (2.00 mm).

* - Rings are available for all pistons. For Rings Part Number, put "R" after piston part number.

		STD	.010	.020	.030	.040	.050	.060	.070	.080	TOP END BEARINGS
SEA DOO	Std. Bore	STD	.25mm	.50mm	.75mm	1mm	1.25mm	1.5mm	1.75mm	2mm	
580 All thru 1996	76.00	8020	8021	8022	8023	8024		8026			50-4185
720 HX, XP, GTS, GS SPX, GTI, GSI '1995-02	82.00	8040	8041	8042	8043	8044		8046			50-4184
800 XP GSX, GTX, RFI SPX 1995-02	82.00	8050	8051	8052	8053	8054		8056			50-4184
951 XPL, GSXL, GTXL, RX, LRV 1997-07	88.00	8060	8061	8062	8063	8064					01343

		STD	.010	.020	.030	.040	.050	.060	.070	.080	TOP END BEARINGS
YAMAHA	Std. Bore	STD	.25mm	.50mm	.75mm	1mm	1.25mm	1.5mm	1.75mm	2mm	
650 All Thru 1996	77.00		7101		7103		7105	7106			50-3302
701 All Thru 2007	81.00	7090	7091	7092	7093	7094		7096		7098	50-3483
760 All Thru 1998	84.00	7110	7111	7112	7113	7114		7116		7118	50-3483
1100 Wave Raider '95-97 Wave Venture 1996-97	81.00	7090	7091	7092	7093	7094		7096		7098	50-3483
1200/GP1200 All thru '98	84.00	7110	7111	7112	7113	7114		7116		7118	50-3483
800 All thru 2002	79.90	7170A									01343
GP1200 R 2000-02	79.91	7170B									
XL1200 LTD 1998-00	79.92	7170C									
XLT1200 2001-02											
GP1300 R 2003-07	83.90	7190A									
	83.91	7190B									
	83.92	7190C									

		STD	.010	.020	.030	.040	.050	.060	.070	.080	TOP END BEARINGS
KAWASAKI	Std. Bore	STD	.25mm	.50mm	.75mm	1mm	1.25mm	1.5mm	1.75mm	2mm	
JS-440 1976-90	68.00		4451		4453	4454	4455	4456	4457	4458	50-3122
JS-550 1982-90	75.00				4463		4465	4466	4467	4468	50-3122
JS, JF-650 1986-96	76.00	4470	4471		4473		4475		4477	4478	50-3272
JS-750 SS, XS, Xi 1993-97	80.00	4480	4481	4482	4483	4484		4486	4487	4488	50-3302
JS-750 ZXi, SXi '95-98	80.00	4490	4491	4492	4493	4494		4496			50-3304
800SX-R 2003-07	82.00	4510	4511	4512	4513	4514					50-3304
JS-900 ZXi, STX 1995-06	80.00	4500	4501	4502	4503	4504	4505	4506			50-3302
JS-1100 ZXi 1996-98	80.00	4490	4491	4492	4493	4494	4495	4496			50-3304
Ultra 180 99-05	79.87	4520A									50-4186
STX-R1200 2002-05	79.88	4520B									
	79.89	4520C									

TOP END (WRIST PIN) BEARINGS



Sea Doo	OEM No.	Size	Part No.
580	1988-96 290.832.320	18x22x22	50-4185
650	1993 290.832.440	20x24x23	50-4184
650	1994-95	20x25x21.7	50-4182
720	1995-02 290.832.420	20x24x23	50-4184
785	1995-02 290.832.420	20x24x23	50-4184
951	1997-02 290.832.550	21x25x24	01242

Yamaha	OEM No.	Size	Part No.
500	1987-92	20x24x23	50-4184
650	thru 1996 933310-320U200	20x25x25	50-3302
701, 760	thru 2002	20x25x24	50-3483
1100	1995-97	20x25x24	50-3483
1200 (65U)	1997-02	20x25x24	50-3483
800	1998-02	22x27x23	01343
1200 (66V)	1998-02	22x27x23	01343

Kawasaki	OEM No.	Size	Part No.
300	1986-93 13033-1010	18x22x24	50-3272
440	1977-92 13033-3005	16x20x22.5	50-3122
550	1982-95 13033-3005	16x20x22.5	50-3122
650 SX,X2,TS,SC	1986-96 13033-1010	18x22x24	50-3272
750 ST,SX,SS,XiR,Supersport Xi	1992-95 13033-3702	20x25x25	50-3302
900 ZXI,STX	1995-06 13033-3702	20x25x25	50-3302
750 ZXI,STX,SXi,STS,Xi Sport,SXi Pro,Supersport Xi	1996-02 13033-3703	22x27x24.7	50-3304
800 SXR	2003-07	22x27x24.7	50-3304
1100 ZXI,STX	1996-02 13033-3703	22x27x24.7	50-3304
Ultra 150,STX-R	13033-3704	24x29x25	50-4186

Polaris	OEM No.	Size	Part No.
650	1987-92 3083216	18x23x21.5	50-3496
750	1987-92 3083216	18x23x21.5	50-3496
780	1987-92 3083216	18x23x21.5	50-3496
700	1995-97 3584001	20x25x21.7	50-4182
900	1997-02 3584001	20x25x21.7	50-4182
1050	1998-02 3584001	20x25x21.7	50-4182
Tiger Shark	Size	Part No.	
640/900/1000	1993-99 20X26X24	B1024	

BIG END (CRANK PIN) BEARINGS

Sea Doo	Size	Part No.
580, 650	24 x 30 x 16.75	01319
720	26 x 33 x 18	01321
785	28 x 35 x 18	01323
951	28 x 36 x 20	B1065

Yamaha	Size	Part No.
650, 701, 760, 1100	25 x 32 x 20	01325



Kawasaki	Size	Part No.
JS/JF-650	24 x 32 x 20	01315
JS750 93-95	26 x 34 x 20	01317
JS750 96-02	28 x 36 x 20	B1065
JS900ZXI	24 x 34 x 20	01317
JS1100ZXI	24 x 34 x 20	01317

Polaris	Size	Part No.
650, 750, 780	24 x 32 x 16	01329

HOT ROD THRUST WASHERS

Determine part number by size. Refer to Dimension Chart on Page 52.

ID Size	Thickness	Part No.
24mm X	1mm	W106
25mm X	1mm	W111
26mm X	1mm	W113
27mm X	1.5mm	W115
28mm X	1mm	W116
32mm X	1mm	W118



THRUST WASHERS

Determine part number by size. Refer to Dimension Chart on Page 52.

ID Size	Thickness	Part No.
24mm X	1mm (coated)	TW4942
25mm X	1mm	TW4968
26mm X	1mm	TW1574

2006 WORLD FINALS
LAKE HAVASU, AZ
PHOTO COURTESY OF
JIN OMURA



FUEL SYSTEMS
ENGINE/GASKETS
EXHAUST
DRIVE LINE HANDLING
ELECTRICAL
WATERLINE /BILGE
STEERING & CONTROLS
BODY
ACCESSORIES
SERVICE TOOLS /HARDWARE
CHEMICAL
FREESTYLE & BOOSXR
FOUR STROKE

FUEL SYSTEMS
ENGINE/GASKETS
EXHAUST
DRIVE LINE HANDLING
ELECTRICAL
WATERLINE /BILGE
STEERING & CONTROLS
BODY
ACCESSORIES
SERVICE TOOLS /HARDWARE
CHEMICAL
FREESTYLE & 800SXR
FOUR STROKE

HOT PRODUCTS CONNECTING RODS



Heavy duty replacement rods are used in many racing applications because of proven reliability. Kits are complete with top and bottom roller bearings, pin and shims. Made in Japan.



Sea Doo	Part No.	Yamaha	Part No.
580	50-3520	500	50-3480
720 (PTO)	50-3522	650/701/760/1100/1200 (97-98)	50-3490
720 (MAG)	50-3523	GP800R/XL800/GP1200R/XL1200	50-3495
785	50-3524		
951	50-3525		
Kawasaki		Part No.	
		450/550 All	50-3120
		650 All	50-3270
		750 1992-95, 900ZXI	50-3280
		750ZXI/SXI/STS/STX/SS/XI 1996-02	50-3281
		800 SX-R	50-3281
		1100 ZXI/STX 1995-98	50-3282

IMS PRO SERIES CONNECTING RODS

IMS Pro Series Rods are forged from SCM 415 Chromoly Steel, then deburred with a double vibrating, double honing process and then polished to perfection to insure continued performance at high RPM. NRB Bearings are double silver coated to displace excessive heat.



Sea Doo	Part No.	Polaris	Part No.
580	420501	750 Long Pin (PTO)	42101-L
650	420502	750 Short Pin (Mag. Middle)	42101-S
720 Long Pin	420503-L		
720 Short Pin	420503-S		
800	420504	Kawasaki	
951	420505	440/550	423104
		650	423105
		750 93-94	423106
		750ZXI/SXI 95-97	423111
Yamaha	Part No.		
650/701/1100/1200 (97-98)	427304		

PERSONAL WATERCRAFT CONNECTING ROD DIMENSIONS

Model	Center to center mm	Small end bore mm	Big end bore mm	Small end Width mm	Big end Width mm	Pin dia. mm	pin length mm	Small end bearing mm	Big end bearing mm	Washer Thickness mm
KAWASAKI										
JS 440/550	110	20	30.6	18	15	24.6	49	16X20X23	24.6X30.6X15	1
JS/JF 650	133	22	32	22	20	24	59	18X22X24	24X32X20	1
JS 750 (93-96) 20mm wrist pin	133	25	34	22	20	26	59	20X25X25	26X34X20	1
JS 750 (95-00) 22mm wrist pin	133	27	36	22	20	28	58	22X27X25	28X36X20	1
JS 900 ZXI	133	25	34	22	20	26	59	20X25X25	26X34X20	1
JS 1100 ZXI, SXI (95-00)	135	27	34	22	20	26	59	22X27X25	26X34X20	1
Ultra 150	140	29	40	22	20	32	62	24X29x25	32x40x20	1
POLARIS										
650/750/780 SL MAG/center	120	23	32.3	16	16	24.3	51	18X23X22	24.3X32.3X16	1
650/750/780 SL PTO	120	23	32.3	16	16	24.3	54	18X23X22	24.3X32.3X16	1
700/900/1050	136	25	35	16	16	28	60	20X25X22	28X35X16	1
SEA DOO										
580 thru (96)	125	22	31	17	17	24	52	18X22X22	24X31X17	1
650 thru (97)	125	25	31	17	17	24	52	20X25X22	24X31X17	1
720 XP, HX MAG (95-00)	125	24	33	18	18	26	53	20X24X22	26X33X18	1
720 XP, HX PTO (95-00)	125	24	33	18	18	26	55	20X24X24	26X33X18	1
785 XP RAVE (all)	140	24	35	18	18	28	55	20X24X23	28X35X18	1
951 RAVE (98-00)	140	25	36	20	20	28	57	21X25X24	28X36X20	1
YAMAHA										
650/901/760/1100 (all)	125	25	32	20	20	25	60	20X25X24	25X32X20	1
GP800, GP1200R	135	27	34	21	21	27	69	22x27x23	29x34x21	1.5



CRANK SHAFT BEARING KITS



Description	Part No.
Crank Bearing (4) Kit Kaw JS440/550	LA081572
Crank Bearing (4) Kit Kaw JS650 (86-89)	LA081573
Crank Bearing Kit Kaw JS750/800SXR	LA081574
Crank Bearing Kit Kaw JS900/1100	LA081575
Crank Bearing Kit Kaw JH1200, Ultra 150	LA081576
Crank Bearing Kit Sea Doo 580 (88-96)	LA082522
Crank Bearing Kit Yam 650/701/760	LA082531
Crank Bearing Kit Yam WR1100, GP1200	LA082532
Crank Bearing Kit Sea Doo 650, 720	LA082533
Crank Bearing Kit Sea Doo 785	LA082535
Crank Bearing Kit Sea Doo 951	LA082536
Crank Bearing Kit Polaris 650/750/780/785	LA082540
Crank Bearing Kit Polaris 700	LA082541
Crank Bearing Kit Polaris 900/1050	LA082542

HOT ROD CONNECTING RODS

Hot Rods are double forged to improve grain flow and maintain dimensional consistency.

Sea Doo	Part No.	Yamaha	Part No.
580 1990-96	HR8166	650/701/760/1100/1200	HR8169
650 1997	HR8117	(97-98)	
720 1995-02 MAG	HR8116	GP800/GP1200R	HR8606
720 1995-02 PTO	HR8168		
785	HR8123	Kawasaki	Part No.
951 1998-05	HR8601	650 All	HR8113
951 Direct Injection	HR8628	750 (92-95), 900 ZXI	HR8114
		750 (96-02), 800 03-07	HR8131
		1100ZXI (95-00),STX	HR8138
		Ultra 150 (99-05),	HR8607
		STX R (02-05)	




CRANK SHAFT REPLACEMENT BEARINGS




Sea Doo	FRONT MAG. #1	FRONT MAG. #2	INNER #1	INNER #2	REAR PTO#1	REAR PTO#2
580 87-94	6206NR	6206NR	6305NR	6206NR	6207NC4	6207NC4
580 95-96	6206NC4	6206NC4	6305NR	6206NR	6207NC4	6207NC4
650 93	6206NR	6206NR	6206NC4	6206NC4	6207NC4	6207NC4
650 94-96	6206NC4	6206NC4	6206NC4	6206NC4	6207NC4	6207NC4
720 all	6206NC4	6206NC4	6206NC4	6206NC4	6207NC4	6207NC4
800 all	6207NC4	6207NC4	6207NC4	6207NC4	6306NR	6207NC4
951 all	6208NC4	6208NC4	6306NC4	6208NC4	6208NC4	6208NC4
Yamaha						
650/701/760			6207YR	6207YR		
1100/1200			6207YR	6207YR		
Kawasaki						
440/550	6206NR		6305N	6305N	6206N	
650/750	6306C3		6306C3	6306NR	6306C3	
900/1100/Ultra	5207-1LT		6207NLT	83A844A (3)	83A948	
Polaris						
650/701/780	6207NC4	6207NC4	6207NC4(2)	6307NR		
700/900/1050	6207NC4	6207NC4	6207NC4	6207NC4	6207NC4	6207NC4

CRANKSHAFT PARTS FOR SEA DOO



Descriptions	Models	OEM No.	Part No.
A. Distance Ring	720 Mag side – 1.5mm thick	290-827-447	010-474
B. Distance Ring	580/650 Mag side – 2mm thick	290-827-440	010-472
C. Distance Ring	580/650/720 Pto side		
	800 Mat & Pto – 2mm thick	290-827-760	010-473
D. Flat Bearing Washer	580/650 (Small)	420-827-715	010-475
E. Retainer Shim	720 (Small)	420-827-050	010-476
F. Retainer Shim	720 (Medium)	420-827-050	010-477
G. PTO Seal Retaining Ring	580/650/720/800 (Large)	420-827-715	010-479
H. Thrust Washer	951		010-470
I. Crank Center Gear	580		010-471-01
J. Crank Center Gear	650/720/800		010-471
K. Flywheel Nut	All Models	420-842-230	010-480

FUEL SYSTEMS
ENGINE/GASKETS
EXHAUST
DRIVE LINE HANDLING
ELECTRICAL
WATERLINE /BILGE
STEERING & CONTROLS
BODY
ACCESSORIES
SERVICE TOOLS
HARDWARE
CHEMICAL
FREESTYLE & 800SXR
FOUR STROKE




HOT RODS NEW COMPLETE CRANKSHAFT ASSEMBLIES

All new assembly. Crankshafts are sold complete with Hot Rods Connecting rods, main bearings and inner crankshaft webs. Trued to within .001. Crankshafts are completely rebuildable.

Sea Doo	Crank Assy.
580 All	HR4008
720 All	HR4009
785 1996-04 (will not fit fuel injection models)	HR4010
951 All Carburetor Models	HR4051
951 All Injection Models	HR4052

Yamaha	
650/701/760 All	HR4003
1100 Triple (63M)	HR4104
1200 Triple (65U) (No mag end bearing)	HR4004

Kawasaki	
750 96-02, 800 SX-R 03-07	HR4061



2006 WORLD FINALS • LAKE HAVASU, AZ
PHOTO COURTESY OF JIN OMURA



CRANKSHAFT WEBS

OEM Kawasaki 650/750 and Yamaha cranks are non-rebuildable. In order to rebuild these crankshafts the crankshaft webs must be replaced.

Yamaha	Part No.
650/701/760/1100/1200	HR201

Kawasaki	
750 93-94 (26mm Crank Pin)	HR202
650	HR203
750ZXI/SXI (28mm Crank Pin)	HR205
900 All, 1100 97-98	HR206

*Web Kit contains 2 webs without crank pin.



CRANKSHAFT OIL SEAL KIT

Hot Products has researched and tested these crank case seal kits to ensure the highest of quality and durable seals on the market. These seals are a direct replacements for the OEM seals. Why risk an engine failure or a short seal life with low cost seals when Hot Products has these seals in stock and ready for installation in your customers engine.

Sea Doo	Part No.
580	51-0068
650/720	51-0069
785	51-0072
951 Outer Seals Only	51-0073
951 Inner Seals Only	51-0073B

Polaris	Part No.
650/750/780/785	51-0074

Yamaha	Part No.
500 87-90	51-0048
650/701/760/1100/1200	51-0054
800	51-0057
GP1200R	51-0058

Kawasaki	Part No.
440 73-80 (Full Circle)	51-0014
440 81-91/550 ALL	51-0015
650/750 ALL	51-0027
900/1100	51-0029

HOT PRODUCTS GASKET SETS

Hot Products gasket sets consist of superior quality gaskets for engine rebuilders and the hi-performance personal watercraft market.

Hot Products offers top end and complete gaskets sets.
Made in the USA.



Sea Doo	Top	Complete
580 -91 Yellow Eng.SP/XP/GT	6400	6425
580 92+ White Eng.SP/SPI/XP/GTS	6440	6465
650 GTX/XP/XPI/SPX	6480	6500
720 SPX/GTI/HX	6600	6610
785 XP/GSX/GTX	6620	6640
800 DI	6850	6855
951 97 GSX LTD White Eng.	6825	6830
951 98 XP LTD, GSX LTD Silver Eng	6840	6842
951 DI.	6875	6880

Polaris	Top	Complete
650	4200	4210
750	4220	4230
700 Hurricane, Virage, Freedom	4375	4378
Octane 777		4860
780	4235	4240
785/Pro	4250	4260
900	4380	4383
1050	4385	4390
1200 Genesis	4394	4395

Yamaha	Top	Complete
WJ/WR500	-	51-4803
SJ/WRIII/VXR650 (90-93)	2600	2650
LX650 (90-93)	-	51-5703
701SJ-95, BLST-95, 701W/Raider 96+	2700	2750
701SJ 96+, BLST 96+	2550	2555
701W/RDR 94-95/Venture 95+	2950	2980
760W/RDR 96+/BLST II 96+/XL760	2990	2992
800 GP 98+	3520	3530
1100Raider/Venture	4520	4530
1200 GP, XL1200	4680	4685
GP1200R, XL1200LTD	3730	3740
GP1300R	3800	3810

Kawasaki	Top	Complete
440 77-80	-	51-1203
440 81-92	-	51-1503
550 82-85	5550	5560
550 86-90	5570	5580
550SX 91-95	-	51-2403
650 All	-	5940
650 X2, TS	-	5960
750 All/800SXR	7200	-
750 SX/SXI/SXI Pro	7200	7210
750 SS/XI	7200	7220
750 SS 92-93	7200	7240
750 XIR	7200	7230
750 95 STS	7200	7225
750 ZXI 95+	7200	7245
800 SXR 03-07	7300	7310
900 ZXI 95+	7500	7520
1100 ZXI 96-98	7670	7680
Ultra 150 99+	7830	7835

Tiger Shark	Top	Complete
639	3100	3110
644	3100	3120

**** Hot Products Complete Gasket Sets do not include bottom end engine seals.**

INDIVIDUAL GASKETS FOR SEA DOO

580 PRE '92 SP/XP/GT (Yellow Engine)

YELLOW ENGINE	OEM No.	Part No.
Top Kit	Yellow Engine	6400
Complete Kit	Yellow Engine	6425
Head Cover O-Ring	290-950-050	6200*
Spark Plug O-Ring (2 required)	290-430-782	6220*
Cylinder O-Ring (2 required)	290-850-540	6170*
Water Jacket O-Ring (2 required)	290-850-040	6230*
Base Gasket	290-931-160	6000*
Carb Gasket 38mm (2 required)	290-842-040	6100*
Exhaust Gasket (2 required)	290-850-630	6050*
Headpipe Gasket	290-950-250	6140*
Starter Gasket	290-950-905	6120
Water Dist	290-831-612	6110
Water Mani O-Ring (2 required)	290-430-460	6240*
Flywheel Housing	290-850-600	6125
Rotary Valve Shaft O-Ring	290-831-500	6260
Rotary Valve Cover O-Ring	290-831-360	6250
Manifold O-Ring (2 carb)	290-831-705	6270
Manifold O-Ring (1 carb)	290-850-160	6275
Flywheel Cover O-Ring	290-950-130	6280

580 '92+ SP/SPI/XP/GTS (WHITE ENGINE)

WHITE ENGINE	OEM No.	Part No.
Top Kit	White Engine	6440
Complete Kit	White Engine	6465
Head Cover O-Ring	290-950-360	6205*
Spark Plug O-Ring (2 required)	290-430-782	6220*
Cylinder O-Ring (2 required)	293-300-026	6170*
Water Jacket O-Ring (2 required)	290-850-040	6230*
Base Gasket	290-931-161	6020.3*
Carb Gasket 38mm (2 required)	290-850-373	6100*
Carb Gasket 39mm (2 required)	270-000-114	6105*
Exhaust Gasket (2 required)	290-850-635	6060*
Headpipe Gasket	290-950-251	6150*
Starter O-Ring	278-000-694	6152
Flywheel Housing	290-850-605	6130
Rotary Valve Shaft O-Ring	293-300-023	6250
Rotary Valve Cover O-Ring	293-300-024	6260
Manifold O-Ring (2 carb)	290-831-705	6270
Flywheel Cover O-Ring	290-831-555	6278

*** Denotes when the gasket is included in the Top End Gasket Set.**

FUEL SYSTEMS
ENGINE/GASKETS
EXHAUST
DRIVE LINE HANDLING
ELECTRICAL
WATERLINE /BILGE
STEERING & CONTROLS
BODY
ACCESSORIES
SERVICE TOOLS
CHEMICAL
FREESTYLE & 800SXR
FOUR STROKE

INDIVIDUAL GASKETS FOR SEA DOO

951 97+ GSX LTD, XP LTD

FUEL SYSTEMS
ENGINE/GASKETS
EXHAUST
DRIVE LINE HANDLING
ELECTRICAL
WATERLINE /BILGE
STEERING & CONTROLS
BODY
ACCESSORIES
SERVICE TOOLS /HARDWARE
CHEMICAL
FREESTYLE & 800SXR
FOUR STROKE

650 GTX/XP/XPI/SPX

	OEM No.	Part No.
Top Kit		6480
Complete Kit		6500
Head Cover O-Ring	290-950-320	6210*
Spark Plug O-Ring (2 required)	290-430-782	6220*
Cylinder O-Ring (2 required)	290-931-220	6180*
Water Jacket O-Ring (2 required)	290-850-045	6235*
Base Gasket (.012/0.3mm)	290-931-161	6020.3
Base Gasket (.017/0.4mm)	290-931-162	6020.4
Base Gasket (.020/0.5mm)	290-931-163	6020.5*
Base Gasket (.024/0.6mm)	290-931-164	6020.6
Base Gasket (.030/0.8mm)	290-931-165	6020.8
Carb Gasket 38mm (2 required)	290-850-373	6100*
Exhaust Gasket (2 required)	290-850-637	6080*
Headpipe Gasket	290-950-251	6150*
Starter O-Ring	278-000-694	6152
Flywheel Housing	290-850-605	6130
Rotary Valve Cover O-Ring	293-300-023	6250
Rotary Valve O-Ring	293-300-024	6260
Manifold O-Ring (2 carb)	290-831-705	6270
Flywheel Cover O-Ring	290-831-555	6278

720 SPX/GTI/HX/GTS/GS

	OEM No.	Part No.
Top Kit		6600
Complete Kit		6610
Head Cover O-Ring	290-950-360	6205*
Spark Plug O-Ring (2 required)	290-430-782	6220*
Cylinder O-Ring (2 required)	290-931-410	6185*
Water Jacket O-Ring (2 required)	290-850-045	6235*
Base Gasket (.012/0.3mm)	290-931-400	6025.3
Base Gasket (.017/0.4mm)	290-931-401	6025.4
Base Gasket (.020/0.5mm)	290-931-402	6025.5*
Base Gasket (.024/0.6mm)	290-931-403	6025.6
Base Gasket (.030/0.8mm)	290-931-404	6025.8
Carb Gasket 41mm (2 required)	293-250-042	6107*
Exhaust Gasket (2 required)	290-850-637	6080*
Headpipe Gasket	290-950-251	6150*
Starter O-Ring	278-000-694	6152
Flywheel Housing	290-850-605	6130
Rotary Valve Cover O-Ring	293-300-023	6250
Rotary Valve Shaft O-Ring	293-300-024	6260
Flywheel Cover O-Ring	290-831-555	6278

785 XP/GSX/GTX/SPX

	OEM No.	Part No.
Top Kit		6620
Complete Kit		6640
Head Cover O-Ring	290-831-550	6612*
Spark Plug O-Ring (2 required)	290-430-782	6220*
Cylinder O-Ring (2 required)	290-931-410	6185*
Water Jacket O-Ring (2 required)	290-931-420	6614*
Base Gasket (.012/0.3mm)	290-931-720	6035.3
Base Gasket (.017/0.4mm)	290-931-721	6035.4
Base Gasket (.020/0.5mm)	270-931-722	6035.5*
Base Gasket (.024/0.6mm)	290-931-723	6035.6
Base Gasket (.030/0.8mm)	290-931-724	6035.8
Carb Gasket 41mm (2 required)	293-250-042	6107*
Power Valve Gasket (2 required)	290-931-540	6618
Power Valve O-Ring (2 required)	290-430-110	6622
Exhaust Gasket	290-931-480	6082*
Head Pipe Gasket	290-931-500	6155*
Balance Shaft O-Ring	290-230-300	6624
Manifold O-Ring	290-831-765	6628
Rotary Valve Shaft O-Ring	293-300-024	6260
Starter O-Ring	278-000-694	6152
Flywheel Housing Gasket	290-931-470	6045
Flywheel Cover O-Ring	290-950-360	6632
Oil Pump O-Ring	293-300-018	6255
P.T.O. O-Ring	290430-782	6220

SEA DOO 800 DI

	OEM No.	Part No.
800 DI Top Kit	*	6850
800 DI Complete Kit	ALL	6855
Head Cover O-Ring	420-831-550	6612*
Spark Plug O-Ring (2 Req'd)	420-430-782	6220*
Cylinder O-Ring (2 Req'd)	420-931-410	6185*
Water Jacket O-Ring (2 Req'd)	420-931-420	6614*
Base (3 Hole 0.12)	420-931-728	6035.3
Base (4 Hole 0.16)	420-931-728	6035.4*
Base (6 Hole 0.24)	420-931-728	6035.6
Power Valve O-Ring (2 Req'd)	290-931-765	6622
Power Valve Housing O-Ring	290-931-670	6750
Exhaust	290-931-481	6082*
Headpipe	420-931-503	6155*
Balance Shaft O-Ring	290-230-300	6624
Manifold O-Ring	290-831-767	6628
Rotary Valve Shaft O-Ring	293-300-024	6260
Starter O-Ring	278-000-694	6152
Flywheel Housing Gasket	290-931-470	6045
Flywheel Cover O-Ring	290-950-360	6632
Oil Pump O-Ring	293-300-018	6255
Case Plug O-Ring	290-250-890	6650
Intake Manifold O-Ring	420-850-520	6655
Rectifier Cover O-Ring	420-850-390	6784
Bearing Cover O-Ring	420-230-300	6624
Sump Cover O-Ring	420-950-360	6205

SEA DOO 950 DI

	OEM No.	Part No.
950 DI Top Kit	2000+	6875
950 DI Complete Kit	2000+	6880
Head	420-931-706	6705*
Base (3 Hole 0.12)	420-931-905.3	6734.3*
Base (4 Hole 0.16)	420-931-905.4	6734.4*
Base (6 Hole 0.24)	420-931-9053.6	6734.6*
Reed (Not Req'd w/Stock Reeds)		6745
Power Valve O-Ring (2 Req'd)	290-850-460	6622*
Power Valve Housing O-Ring	290-931-670	6750*
Exhaust (2 Req'd)	293-250-081	6760*
Headpipe	420-931-990	6775*
Balance Shaft O-Ring	290-230-300	6624
Starter O-Ring	278-001-159	6790
Flywheel Cover	290-931-690	6795
Oil Pump O-Ring	293-300-018	6255
Engine Bottom Cover O-Ring	420-931-880	6782
Rectifier Cover O-Ring	420-850-390	6784
Compressor	420-230-300	6624
Compressor Gasket	420-931-870	6850
O-Ring	293-300-054	6862
O-Ring	293-300-076	6865
O-Ring	293-300-070	6868



INDIVIDUAL GASKETS FOR YAMAHA

WAVE JAMMER, WAVE RUNNER 500

	OEM No.	Part No.
Complete Kit		51-4803
Head	6K8-1181	2000
Carb	6K8-13556	2010
Thermostat Cover	655-12414	2020
Reed	6K8-13621	2030
Oil Seal Housing	6K8-15369	2040
Flywheel Cover	6K8-81365	2050
Flame Arrestor	6K8-13674	2060
Exhaust Cover #1	6K8-41124	2070
Exhaust Cover #2	6K8-41122	2080
Exhaust Cover Inner	6K8-41112	2090
Exhaust Cover Outer	6K8-41114	2100
Muffler Damper #1	6K8-14739	2110
Muffler Damper #2	6K8-14749	2120
Silencer	6K8-14755	2130
Upper Case	6K8-45113	2140

650 SUPERJET 90-93, WR111 90-93

	OEM No.	Part No.
Top Kit		2600
Complete Kit		2650
Head 77mm .050	6R7-11181	2205*
Base	6M6-11351	2220*
Carb (2 required)	6M6-13556	2230*
Top Manifold	6M6-13563	2240*
Lower Manifold	6M6-13566	2260*
Reed (2 required)	6M6-13621	2280*
Exhaust	6M6-14613	2310*
Oil Pump	6R8-13116	2340
Air Cleaner (2 required)	6M6-13674	2350
Flywheel Cover	6M6-81365	2360
Head Pipe	6R7-14755	2370
Outer Cover	6R7-41114	2380
Damper	6R7-14749	2390
Exhaust Pipe (2 required)	6M6-14739	2400
Head Cover	6M6-11193	2410

701 SUPERJET 94-95, BLASTER 93-95 WAVE RAIDER 96, WR111 94-95

	OEM No.	Part No.
Top Kit		2700
Complete Kit		2750
Head 82mm .050	61X-11181A	2215*
Base	6M6-11351	2220*
Carb (2 required)	6M6-13556	2230*
Top Manifold	61X-13563	2250*
Lower Manifold	61X-13566	2270*
Reed (2 required)	61X-13621	2290*
Exhaust Green	61X-14613	2330*
Oil Pump	6R8-13116	2340
Flame Arrestor (2 required)	6M6-13674	2350
Flywheel Cover	6M6-81365	2360
Silencer (aka Head Pipe)	6R7-14755	2370
Outer Cover	6R7-41114	2380
Damper	6R7-14749	2390
Exhaust Pipe	6M6-14739	2400
Head Cover	6M6-11193	2410

* Denotes when the gasket is included in the Top End Gasket Set.

701 SUPERJET 96-99, WAVE BLASTER 96

	OEM No.	Part No.
Top Kit		2550
Complete Kit		2555
Head 82mm	62T-11181	2215*
Base	6M6-11351	2220*
Reed (2 required)	62T-13566	2830*
Carb Manifold	62T-13556	2820*
Carb Base (2 required)	-	5460
Exhaust Green	61X-14613	2330*
Oil Pump	6R8-13116	2340
Arrestor (2 required)	62T-13674	2825
Flywheel Cover	6M6-81365	2360
Head Pipe	6R7-17455	2370
Outer Cover	6R7-41114	2380
Damper	6R7-14749	2390
Exhaust Pipe	6M6-14739	2400

701 WAVE RAIDER 94-95, WAVE VENTURE 95+

	OEM No.	Part No.
Top Kit		2950
Complete Kit		2980
Head Green	62T-11181	2810*
Base	6M6-11351	2220*
Carb Base	62T-14398	5030*
Carb Manifold	62T-13556	2820*
Air Cover	62T-13674	2825
Flywheel Cover	6M6-81365	2360
Reed (2 required)	62T-13566	2830*
Exhaust Green	62T-14613	2850*
Muffler Damper 1	62T-14739	2860
Head Pipe	62T-14749	2870
Exhaust Outer Cover #1	62T-41114	2880
Exhaust Inner Cover	62T-41122	2890
Exhaust Outer Cover #2	62T-41124	2900
Oil Pump	6R8-13116	2340
Ignition Box Cover	6M6-81921	2116A

760 WAVE RAIDER 96+, BLASTER II 96+, XL760W

	OEM No.	Part No.
Top Kit		2990
Complete Kit		2992
Head .025 Stainless	64X-11181	3200*
Head .050 86mm	Ultimate	3210
Base	6M6-11351-A2	3205*
Carb Base (2 required)	62T-14398	5460*
Carb Manifold	64X-13556	3220*
Arrestor (2 required)	64X-13674	3230*
Reed (2 required)	62T-13566	2830*
Exhaust Green	62T-14613	2850*
Flywheel Cover	6M6-81365	2360
Head Pipe	64X-14749	2870
Exhaust Outer Cover #1	62T-41114	2880
Exhaust Inner Cover	62T-41122	3240
Outer Cover Exhaust	62T-41124	3250
Oil Pump	6R8-13116	2340

GP800 98+

	OEM No.	Part No.
Top Kit		3520
Complete Kit		3530
Head .025 Stainless		3400*
Head .050 82mm	Ultimate	3410
Base (2 required)		3420*
Carb Base		5460
Carb Manifold		3430*
Exhaust Green		3450*
Head Pipe		3460
Power Valve (2 required)		3470
Exhaust Section		3480
Oil Pump		2340

FUEL SYSTEMS
ENGINE/GASKETS
EXHAUST
DRIVE LINE HANDLING
ELECTRICAL
WATERLINE /BILGE
STEERING & CONTROLS
BODY
ACCESSORIES
/HARDWARE
SERVICE TOOLS
CHEMICAL
FREESTYLE & BOOSXR
FOUR STROKE

INDIVIDUAL GASKETS FOR YAMAHA

YAMAHA 1300 GPR

1100 WAVE VENTURE / WAVE RAIDER

	OEM No.	Part No.
Top Kit		4520
Complete Kit		4530
Head .050 82mm	63M-11181	4400*
Base	63M-11351	4415*
Carb Base	63M-14398	5030
Carb Manifold	63M-13556	4420*
Reed (2 required)	63M-13566	4430*
Exhaust	63M-14613	4450*
Muffler Damper 1	63M-14739	4455
Muffler Damper 2	63M-14749	4460
Exhaust Outer Cover (2 required)	63M-41114	4470
Exhaust Inner Cover	63M-41122	4480
Head Cover	63M-11193	4500
Flywheel Cover	63M-81365	4505
Oil Pump	63M-13116	4510

	OEM No.	Part No.
1300 Top Kit		3800
1300 Complete Kit		3810
Head .025 Stainless Steel	66V-11181	3605*
Base (3 Req'd)	66E-11351	3420*
Manifold		3620*
Reed	NOE	3435
Reed Center	NOE	3440
Power Valve (3 Req'd)	66E-1131B-01	3470
Exhaust	66V-14613	3650
Head Pipe	66V-14739	3660
Chamber	66V-14749	3670
Outer Cover #1	66V-41114	3680
Outer Cover #2	66V-41124	3690
Tail Cone	66V-14623	3700
Starter O-Ring	1FK-81847	3490
Oil Pump	63M-13116	2340

YAMAHA GP 1200, XL 1200 98+

	OEM No.	Part No.
Top Kit		4680
Complete Kit		4685
Head .025 86mm	65U-11181	4600*
Head .050 86mm Green	Ultimate	4610
Base	65U-11351	4615*
Carb Base XL 1200 W	65U-13556	5460
Carb Manifold	64X-14162	4620*
Spark Arrester	-	4630
Reed (2 required)	65U-13566	4430*
Exhaust	65U-14613	4650*
Muffler Damper 1	63M-14739	4455
Head Pipe	63M-14749	4460
Exhaust Outer Cover (2 required)	63M-41114	4470
Exhaust Inner Cover	63M-41122	4480
Head Cover	63M-11193	4500
Flywheel Cover	63M-81365	4505
Oil Pump	63M-13116	4510



INDIVIDUAL GASKETS FOR KAWASAKI

440 ALL

	OEM No.	Part No.
Complete Kit 77-80		51-1203
Complete Kit 81-92		51-1503
Head	11004-3707	5200
Base	11009-505	5240
Intake	11009-3785	5250
Carb Base 38mm	11009-3786	5030
Housing Pre 82	92065-515	5270
Exhaust	11009-3779	5280
Headpipe Green	11060-3710	5290
Arrester 38mm	11060-3702	5080

YAMAHA GP 1200R, XL 1200LTD

	OEM No.	Part No.
Top Kit		3730
Complete Kit		3740
Head .025 Stainless Steel	66V-11181	3600*
Base (3 Required)	66E-11351	3420*
Carb Base (3 Required)	66E-14398	3425*
Carb Manifold	66V-13558	3620*
Reed	-	3435
Reed Center	-	3440
Power Valve (3 Required)	66E-1131B-0	3470
Exhaust Green	66V-14613	3650
Head Pipe	66V-14739	3660
Chamber	66V-14749	3670
Outer Cover #1	66V-41114	3680
Outer Cover #2	66V-41124	3690
Tail Cone	66V-14623	3700
Starter O-Ring	1FK-81847	3490
Oil Pump	63M-13116	2340
Head Cover	66V-11193	3610

550 1982-85, 1986-90

	OEM No.	Part No.
Top Kit 1982-85		5550
Complete Kit 1982-85		5560
Top Kit 1986-90		5570
Complete Kit 1986-90		5580
Head All	11004-3709	5400*
Base	11009-3782	5430*
Intake (2 required)	11009-3785	5250*
Carb Base 38mm Pre 86	11009-3786	5030*
Carb Base 44mm 86-90	11060-3743	5460*
Exhaust	11009-3779	5280*
Headpipe Pre-86	11009-3051	5480
Conn Pipe Lower Pre 86	11060-3730	5490
Headpipe	11060-3726	5500
Conn Pipe 86-90	11060-3727	5510
Chamber 86-90	11060-3278	5520
Arrester 38mm Pre 86	11060-3702	5080
Arrester 44mm 86-90	11060-3744	5540

* Denotes when the gasket is included in the Top End Gasket Set.



INDIVIDUAL GASKETS FOR KAWASAKI

550sx 1991-95

	OEM No.	Part No.
Complete Kit		51-2403
Head .010 Stainless	11004-3706	51-2409
Head .040 Fiber		51-2406
Base .010 Stainless	11009-3780	5630
Base .020 Fiber		5635
Reed	11009-3787	5640
Intake	11009-3788	5650
Keihin 38mm	11060-3716	5660
Exhaust	11009-3779	5280
Headpipe	11060-3726	5500
Conn Pipe	11060-3727	5510
Chamber	11009-2446	5520

KAWASAKI 650, X2/TS/SC

	OEM No.	Part No.
650 Complete		5940
650 X2, TS Complete		5960
Head .010 Stainless	11004-3710	5800
Head .040 Green	Ultimate	5830
Base	11009-3775	5850
Reed	11009-3731	5860
Keihin 28mm Carb Base	11009-3747	5870
Keihin 38mm Carb Base	11060-3716	5660
Exhaust	11009-3722	5880
Head Pipe	11009-3752	5890
Head Pipe 46mm ID Green	11009-3752	5900
Muffler TS	11060-3718	7120
X-2 Conn Pipe	11009-3724	5910
Control Valve All	11060-3723	7150

750SX, SXI, SXI PRO

	OEM No.	Part No.
Top Kit	All 750	7200
Complete Kit	SX/SXI	7210
Head .010 Stainless	11004-3714	7000*
Head .020 Head Copper	Copper	7010
Base	11060-3711	7040*
Reed A SX(4pcs) SXI(2pcs)	11060-3717	7050*
Reed B SXI(2pcs)	11060-3757	7430*
40mm Carb	11060-3716	7060*
40mm Carb SXI 96+	11060-3761	7065*
Exhaust (2 required)	11060-3759	7070*
Head Pipe SX, SXI	11060-3712	7080
Upper Muffler SX, SXI	11060-3713	7090
Muffler SX, SXI	11060-3714	7140
Control Valve All	11060-3723	7150

* Denotes when the gasket is included in the Top End Gasket Set.

750 SS, XI, XIR

	OEM No.	Part No.
Top Kit	All 750	7200
Complete Kit	SS/XI	7220
Complete Kit	SS 92-93	7240
Complete Kit	XIR	7230
Head .010 Stainless	11004-3714	7000*
Base All	11060-2711	7040*
Reed (4pcs) SS92+, XI93-95, XI	11060-3717	7050*
Reed A XI 96 (2 pcs)	11060-3717	7050*
Reed B XI 96 (2 pcs)	11060-3757	7430*
40mm Carb SS, XI, XIR	11060-3716	7060*
40mm Carb XI 96	11060-3758	7060*
Exhaust All	11060-3721	7070
Head Pipe SS 92-93	11060-3720	7100
Head Pipe SS 94+, ST, XI 93+	11060-3732	7110
Head Pipe (XIR)	11009-3752	5900
Muffler XI, SS	11060-3718	7120
Control Valve All	11060-3723	7150

750 STS, ZXI

	OEM No.	Part No.
Top Kit	ALL 750	7200
750 Complete	95 STS	7225
750 Complete	ZXI 95+	7245
Head .010 Stainless	11004-3714	7000*
Base All	11060-3711	7040*
Reed A ZXI, STS (2), ST (4)	11060-3717	7050*
Reed B ZXI, STS (2)	11060-3757	7430*
40mm Carb ZXI, STS (2)	11060-3758	7060*
Exhaust STS 95-96, ZXI (2)	11060-3721	7070*
Headpipe 95 STS	11060-3732	7110
Headpipe 96 STS	11060-3771	7115
Headpipe ZXI 95-96	11060-3754	7470
Muffler 1 95 STS	11060-3718	7120
Exhaust Joint STS 96	11060-3763	7125
Muffler 1 96 STS	11060-3766	7135
Muffler 2 96 STS	11060-3770	7145
Muffler ZXI 95-96	11060-3755	7480
Control Valve All	11060-3723	7150

KAWASAKI 800 SXR

	OEM No.	Part No.
800 Top Kit		7300
800 Complete Kit		7310
Head Stainless Steel .010	11004-3720	7005*
Base SXR	11060-3711	7040*
Reed SXR (4 required)	11060-3717	7050*
Reed SXR (2 required)	11060-3757	7430*
40mm Carb SXR (2 required)	11060-3761	7067*
Exhaust SXR (2 required)	11060-3759	7075*
Headpipe SXR	11060-3712	7080
Upper Muffler SXR	11060-3713	7090
Muffler SXR	11060-3714	7140

KAWASAKI 900 ZXI 95+

	OEM No.	Part No.
Top Kit		7500
Complete Kit		7520
Head .010 Stainless	11004-3713	7400*
Head .040 Fiber		7410
Base	11060-3752	7420*
Reed Engine (3 required)	11060-3717	7050*
Reed Carb (3 required)	11060-3757	7430*
Exhaust (3 required)	11060-3756	7450*
Carb Base	11060-3753	7460
Headpipe	11060-3754	7470
Muffler	11060-3755	7480

FUEL SYSTEMS
ENGINE/GASKETS
EXHAUST
DRIVE LINE HANDLING
ELECTRICAL
WATERLINE /BILGE
STEERING & CONTROLS
BODY
ACCESSORIES /HARDWARE
CHEMICAL
FREESTYLE & 800SXR
FOUR STROKE

KAWASAKI 1100ZXI 96-98

	OEM No.	Part No.
Top Kit		7670
Complete Kit		7680
Head .010 Stainless	11004-3715	7600
Head .040 Fiber		7605
Base	11060-3760	7615
Reed Engine	11060-3717	7050
Reed Carb	11060-3757	7630
Exhaust	11060-3767	7650
Carb	11060-3775	7652
Carb	11060-3776	7655
Headpipe	11060-3768	7660
Muffler	11060-3769	7665

KAWASAKI ULTRA 150 99+

	OEM No.	Part No.
Top Kit		7830
Complete Kit		7835
Head Stainless Steel .010*	11004-3717	7700*
Base	11060-3783	7715*
Water Pipe	11060-3785	7720
Reed (3 Req'd)	11060-3717	7050*
Reed Carb (3 Req'd)	11060-3757	7630*
Exhaust (3 Req'd)	11060-3785	7750*
Carb (3 Req'd)	11060-3788	7760
Head Pipe	11060-3786	7770
Exhaust Body	11060-3787	7780
Flywheel Cover	11060-3803	7790

INDIVIDUAL GASKETS FOR POLARIS

700 HURRICANE, VIRAGE, FREEDOM

	OEM No.	Part No.
Top Kit		4375
Complete Kit		4378
Head O-Ring (2 required)	5410931	4300*
Cylinder O-Ring (2 required)	5410932	4305*
Spark Plug O-Ring (2 required)	5410917	4310*
Base (2 required)	5811057	4315*
Base Virage-Freedom (2 required)	5811784	4805*
Reed Engine Side	N.O.E	4317
Reed Carb Side	N.O.E	4319
Carb (2 required)	5830043	4320*
Arrestor	5830062	4325
Exhaust (2 required)	5811045	4330*
Headpipe (2 required)	5830051	4335*
Flywheel Cover	5811145	4337
Water Manifold (2 required)	5830061	4339
Oil Pump O-Ring	5411056	4340
Thermostat Housing	5410860	4353
Crank O-Ring	5410613	4356
Starter O-Ring (2 required)	3240114	4359

POLARIS 650/750

	OEM No.	Part No.
650 Top Kit		4200
650 Complete Kit		4210
750 Top Kit		4220
750 Complete Kit		4230
Head 650 .010 Stainless (3 req'd)	3240057	4000*
Head 750 .040 Stainless (3 req'd)	3240213	4010*
Head 650 .040 Fiber	Ultimate	4020
Base .020 (3 required)	3240055	4040*
Reed (6 required)	3084148	4050*
Carb (6 required)	3240128	5030*
Arrestor	5830013	4065
Exhaust (3 required)	5211489	4070*
Headpipe	5830038	4080*
Water Manifold (3 required)	3082937	4100
Thermostat Housing	5410781	4110
Oil Pump O-Ring	3083127	4112
Starter O-Ring (2 required)	3240114	4359

POLARIS 780, 785 PRO

	OEM No.	Part No.
Head 780 Stainless (3 required)	3240251	4035*
Head 785 Stainless (3 required)	3240305	4037*
Base (3 required)	3240249	4040*
Reed (3 required)	3084148	4050*
Carb (3 required)	3240128	5030*
Carb 785 (3 required)	3240358	9240*
Arrestor (3 required)	5830013	4065*
Arrestor 785 (3 required)	5830115	5540*
Exhaust	5211623	4077*
Exhaust 785	5211725	4078
Exhaust 785 O-Ring (6 required)	5411311	4079
Head Pipe	5830038	4080*
Power Valve 785 (3 required)	3240313	4085
Water Manifold	3082937	4100
Oil Pump O-Ring	3083127	4112
Thermostat Housing	5410781	4110
Starter O-Ring	3240114	4359

POLARIS 900/1050

	OEM No.	Part No.
Top Kit 900		4380
Complete Kit 900		4383
Top Kit 1050		4385
Complete Kit 1050		4390
Head O-Ring (3 required)	5410931	4300*
900 Cylinder O-Ring (3 required)	5411044	4303*
1050 Cylinder O-Ring (3 required)	5410932	4305*
Spark Plug O-Ring (3 required)	5410917	4310*
Base 900 (3 required)	5811057	4315*
Base 1050 (3 required)	5830123	4316
Reed		4318
Carb (3 required)	5830043	4320
Arrestor	5830062	4325
Exhaust (3 required)	5811045	4330*
Headpipe	5830051	4335
Flywheel Cover	5811145	4337
Water Manifold	5830061	4339
Oil Pump O-Ring	5411056	4340
Thermostat Housing	5410860	4353
Crank O-Ring	5410613	4356
Starter O-Ring	3240114	4359

INDIVIDUAL GASKETS FOR TIGER SHARK

TIGER SHARK 639, 644

	OEM No.	Part No.
Top Kit 639/644		3100
639 Complete Kit		3110
644 Complete Kit		3120
Head	3008-174	3000*
Head 639,644 77MM .040	Ultimate	3010
Base	3008-050	3030*
Reed (4 required)	3008-076	3040*
Carb Base 44mm	3008-057	5460*
Exhaust (2 required)	3008-080	3060*
Head Pipe	3008-081	3070
Connector Pipe 644 only	3008-082	3080
Air Cleaner	3008-058	3090

* Denotes when the gasket is included in the Top End Gasket Set.

INDIVIDUAL GASKETS BY SECTION

HEAD GASKETS



Head gaskets for all applications including high performance racing applications. All gaskets meet or exceed the OEM manufacturers specifications.

Head gaskets are available in Metal, Copper, and "Ultimate" Green fiber.

Sea Doo Cylinder	Type	Part No.
O ring set 580 92+	O-Ring	6170
O ring set 650	O-Ring	6180
O ring set 720/785	O-Ring	6185

Sea Doo Head Cover	Type	Part No.
O ring 580 Yellow Engine	O-Ring	6200
O-Ring 580 White Engine/720	O-Ring	6205
O ring 650	O-Ring	6210
O ring 785	O-Ring	6612

Polaris	Thickness	Type		Part No.
650	0.040	Green	(3 Required)	4020
750	0.040	Green	(3 Required)	4030
650	0.010	Metal	(3 Required)	4000
750	0.010	Metal	(3 Required)	4010
780	0.010	Metal	(3 Required)	4035
785	0.010	Metal	(3 Required)	4037

Polaris Head O-Ring	Part No.
700 Hurricane/900/1050	4300

Polaris Cylinder O-Ring	Part No.
700 Hurricane/1050	4305
900	4303

Yamaha	Thickness	Type	Part No.
500 All	0.040	Fiber	2000
500 All	0.050	Green	2005
650 All 77mm	0.050	Green	2205
701 All 82mm	0.050	Green	2215
701 W/Raider	0.050	Green	2810
760 86mm	0.050	Green	3210
GP800	0.050	Green	3410
1100 82mm	0.050	Green	4400
1200 86mm	0.050	Green	4610
760 86mm	0.025	Metal	3200
GP800	0.050	Metal	3400
1200 86mm	0.025	Metal	4600
GP1200R,XL1200LTD	0.025	Metal	3600

Kawasaki	Thickness	Type	Part No.
440 77-80	0.040	Fiber	51-1206
440 81-92	0.040	Fiber	5200
550 82-90	0.040	Fiber	5400
550 91-95	0.040	Fiber	51-2406
650 All	0.040	Green	5830
750 All	0.040	Green	7020
900 ZXI	0.040	Green	7410
1100 ZXI	0.040	Green	7605
550 91-	0.010	Metal	51-2409
650 All	0.010	Metal	5800
750 All	0.010	Metal	7000
900 ZXI	0.010	Metal	7400
1100 ZXI	0.010	Metal	7600
550 91-	0.020	Copper	51-2410
750 All	0.020	Copper	7010
800 SX-R	0.010	Metal	7005

ThreeBond



1211 (White)



1207 D (Silver)

THREE BOND SILICON GASKET

#1211 (White) Silicon Liquid Gasket

High grade silicon liquid gasket used by many OEM's in aluminum case assembly. 1211 is tack free in 90 minutes and fully cured in 24 hours.

#1207D (Silver) Quick Dry Silicon Gasket

Crankcase sealer for large gaps, sheet metal, tough to seal areas, and vertical applications. 1207D is tack free in 5 minutes and fully cured in 24 hours.

Descriptions	Part No.
Silicon Liquid Gasket (White)	1211AT100
Quick Dry Silicon Liquid Gasket (Silver)	1207B100G

FUEL SYSTEMS
ENGINE/GASKETS
EXHAUST
DRIVE LINE HANDLING
ELECTRICAL
WATERLINE /BILGE
STEERING & CONTROLS
BODY
ACCESSORIES
SERVICE TOOLS /HARDWARE
CHEMICAL
FREESTYLE & BOOSXR
FOUR STROKE

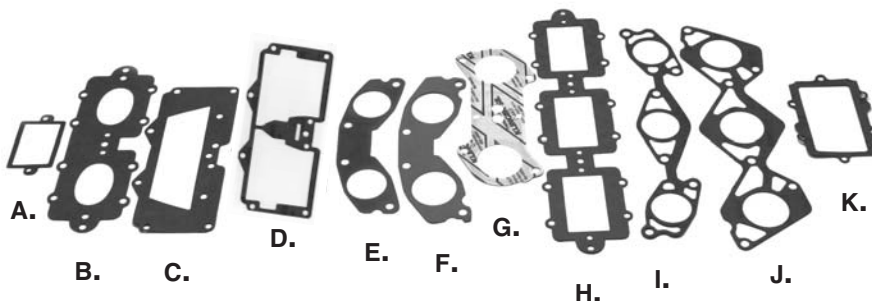
INDIVIDUAL GASKETS BY SECTION

INTAKE & REED GASKETS (Intake Manifold to Cylinder or Cases)

Polaris	OEM#	Part No.
650/750/780/785 Reed	308448	4050
900/1050/Reed		4318
700/Hurricane Reed Engine Side		4317
700/Hurricane Reed Carb Side		4319

Yamaha	OEM#	Part No.
500 Reed	6K8-13261	2030
650 All Reed	6M6-13621	2280
650 Top Intake	6M6-13563	2240
650 Bottom Intake	6M6-13566	2260

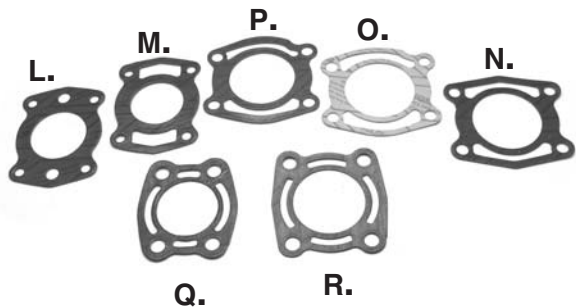
Kawasaki	OEM#	Part No.
440/550 Intake	11009-3785	5250
550SX Intake	11009-3788	5650
550SX Reed	11009-3787	5640
650 All Reed	11060-3703	5860
750/900/1100 Engine	11060-3717	7050
750/900/1100 ReedCarb	11060-3757	7430



Yamaha	OEM#	Part No.
A. 701 Reed	61X-13621	2290
B. 760 W/Rdr Reed/701 96+	62T-13566	2830
C. 701 Top Manifold	61X-13563	2250
D. 701 Lower Manifold	61X-13566	2270
E. SJ,W/Blster 701 96+/WRdr 701	62T-13556	2820
F. 760 Carb Manifold	64X-13556	3220
G. 800 Carb Manifold	64E-13556	3430
H. 1100/1200 Reed	63M-13566	4430
I. 1100 Carb Manifold	64M-13556	4420
J. 1200 Carb Manifold	64X-14162	4620
K. GP1200R/XLL1200 Reed		3435




EXHAUST HEAD PIPE GASKETS (Manifold to Pipe)




Sea Doo	OEM#	Part No.
L. 580 -92	290-950-250	6140
M. 580 92+/650/720	290-950-251	6150
N. 785	290-931-500	6155
O. 951 97	290-931-487	6770
P. 951 98+	290-250-080	6775

Polaris	OEM#	Part No.
Q. 650/750/780/785	5830038	4080
R. 700/Hurricane/900/1050	5830051	4335



Yamaha	OEM#	Part No.
S. 650/701	6R7-14755	2370
T. 701 WRD 94-95	62T-14749	2870
T. 760	64X-14749	2870
U. 1100/1200	63M-14749	4460
V. 800	66E-14749	3460

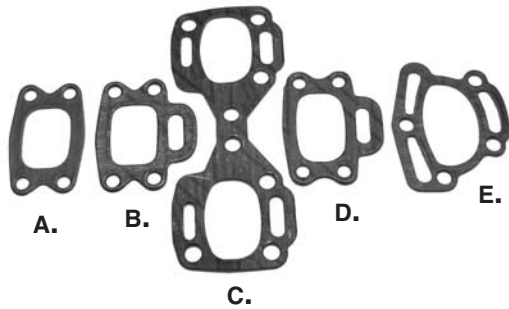


Kawasaki	OEM#	Part No.
1X. 440/550	11009-3051	5290
2X. 650 All (46mm ID)	11009-3752	5900
3X. 750 SX/SX1	11060-3712	7080
4X. 750 SX/SX1 Front	11060-3713	7090
5X. 750 SS 92-95	11060-3720	7100
6X. 750 X1 93-96	11060-3732	7110
7X. 900	11060-3755	7480
1100	11060-3769	7665

INDIVIDUAL GASKETS BY SECTION (Cylinder to Manifold)

EXHAUST MANIFOLD GASKETS

(cylinder to manifold)



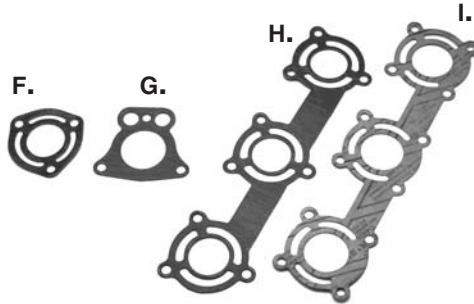
A.

B.

D.

E.

C.

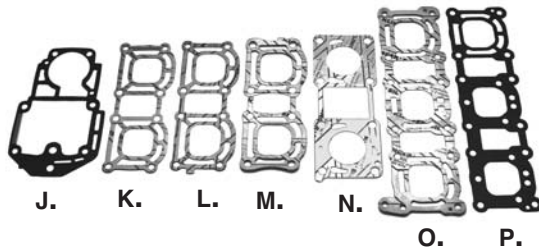


F.

G.

H.

I.



J.

K.

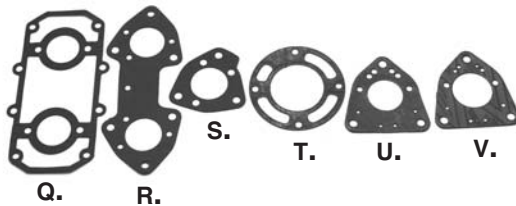
L.

M.

N.

O.

P.



Q.

R.

S.

T.

U.

V.

Sea Doo	OEM#	Part No.
A. 580 All -91	420-850-632	6050
B. 580 All 92+	290-850-635	6060
C. 785	290-931-480	6082
D. 650/720	290-850-637	6080
E. 951	290-250-081	6760

Polaris	OEM#	Part No.
F. 650/750	5211489	4070
G. 700/Hurricane/900/1050	5811045	4330
H. 780	5211623	4077
I. 785	5211725	4078

Yamaha	OEM#	Part No.
J. 500	6K8-45113	2140
K. 650 All	6M6-14613	2310
L. 701	61X-14613	2330
M. 701/760 W/Rdr	62T-14613	2850
N. 800	66E-14613	3450
O. 1100	63M-14613	4450
P. 1200	65W-14613	4650

Kawasaki	OEM#	Part No.
Q. 440/550	11009-3779	5280
R. 650 (86-90)	11060-3739	5880
S. 650/750 (2 required)	11060-3759	7070
T. 750 SS-X1	11060-3718	7120
U. 900	11060-3756	7450
V. 1100	11060-3767	7650



2006 WORLD FINALS
LAKE HAVASU, AZ
PHOTO COURTESY OF
JIN OMURA

FUEL SYSTEMS	ENGINE/GASKETS	EXHAUST	DRIVE LINE HANDLING	ELECTRICAL	WATERLINE /BILGE	STEERING & CONTROLS	BODY	ACCESSORIES	SERVICE TOOLS /HARDWARE	CHEMICAL	FREESTYLE & BOOSXR	FOUR STROKE
--------------	----------------	---------	---------------------	------------	------------------	---------------------	------	-------------	-------------------------	----------	--------------------	-------------

INDIVIDUAL GASKETS BY SECTION



BASE GASKETS

Sea Doo	OEM#	Part No.
580 -91	290-850-775	6000
580 92+/650	290-931-161	6020.3
580 92+/650	290-931-162	6020.4
580 92+/650	290-931-163	6020.5
580 92+/650	290-931-164	6020.6
580 92+/650	290-931-165	6020.8
720 0.3mm	290-931-400	6025.3
720 0.4mm	290-931-401	6025.4
720 0.5mm	290-931-402	6025.5
720 0.6mm	290-931-403	6025.6
720 0.8mm	290-931-404	6025.8
785 0.3mm	290-931-720	6035.3
785 0.4mm	290-931-721	6035.4
785 0.5mm	290-931-722	6035.5
785 0.6mm	290-931-723	6035.6
785 0.8mm	290-931-724	6035.8
951 97	290-931-680	6730.3
951 97	290-931-681	6730.4
951 97	290-931-682	6730.6
951 98+	290-931-685.5	6732.5
951 98+	290-931-686.6	6732.6
951 98+	290-931-687.8	6732.8

Polaris	Part No.
650/750/780/785	4040
700/Hurricane/900/1050	4315

Yamaha	OEM#	Part No.
760	6M6-11351-A200	3205
650/701 All		2220
GP800	66E-11351-0000	3420
1100/1200	63M-11351-010	4415

Kawasaki	OEM#	Part No.
440 All		5240
550 80-90	11009-3782	5430
550 91-93	11009-3780	5635
550 91-93 Copper	—	51-2417
650 All	11009-3775	5850
750 All	11060-3711	7040
900	11060-3752	7420
1100	11060-3760	7615



HEAD PIPE GASKET FOR AFTERMARKET

Pipe	Part No.
Riva WaveRaider (3 Hole)	9070
Riva All Others (3 Hole)	9060
R&D 3 Bolt	9080
R&D 4 Bolt	9090
Factory Pipe All (46mm ID)	5900
Factory Pipe 785 (Spec 1)	6155
Factory Pipe 785 (Spec 2)	6158
Factory Pipe Sea Doo 650/720	9010
Factory Pipe Kaw 550 LTD	9000
Coffman Pipe 550 Climax	9020
Coffman 750 SX Rocket Mod	9030
Coffman 750 SS, XI, ST Rocket	7100A
Coffman 750 XI (Hurricane)	7105



R&D Dominator Base Gaskets

Yamaha	Thickness	Part No.
Superjet	.020 - 0.5mm	070-00020
Superjet	.040 - 1.0mm	070-00040
Superjet	.060 - 1.5mm	070-00060
Kaw 750/800	.060 - 1.5mm	071-00060



HIGH PERFORMANCE BASE GASKETS

Kawasaki	Thickness	Part No.
800 SXR	.020 - 0.5mm*	B0075020C
800 SXR	.030 - 0.75mm**	7040C
800 SXR	.040 - 1.00mm**	7040D
800 SXR	.050 - 1.25mm**	7040E
800 SXR	.060 - 1.50mm**	7040F

*Metal Gasket **Fiber gasket with a metal core



CARBURETOR BASE GASKETS

Description	Fiber	Green
Mikuni 38mm	5030	9230
Mikuni 40mm	6107	9235
Mikuni 44mm	5460	9240
Mikuni 46mm	9245	9250
Mikuni 48mm		9252
Mikuni 48mm (SD951 I Series)		6740
Mikuni 50mm		9257
Keihin 42mm	9210	9220
Keihin 38mm	5660	9200
Keihin 40mm	7060	9205



COPPER BASE GASKET

TBM 800 SXR BASE GASKETS

Boost your stock SX-R 800 compression between 10psi to 20psi over stock with these copper base gaskets without sacrificing reliability. Test results confirm an increase in acceleration and midrange power without losing peak RPM. 2006 Stock Class legal.

Kawasaki 800 SX-R	Part No.
Copper Base Gasket .005	TBM125-005
Copper Base Gasket .002	TBM125-002




POLY BASE GASKET

TBM 800 SXR BASE GASKETS

.010" poly base gasket gives you an alternative to the TBM .005" copper base gasket if you would like to run higher port timing. Some tuners will prefer this gasket over the copper depending on the variations in port heights in the stock cylinders. 2006 Stock Class legal.

Kawasaki 800 SX-R	Part No.
Poly Base Gasket .010	TBM125-010





Silicon Hose Coupler	Part No.
E. 2.5" id x 2.75" L	060-25027
F. 2.75" id x 2" L Kaw/Yam Headpipe	060-27520
G. 5" id x 3" L (Sea Doo 785)	060-05003
H. 5" id x 5" L	060-05005
I. 4.25" id x 2.5" L (Super Jet Dry Pipe)	060-41425



REPLACEMENT EXHAUST HOSE FOR YAMAHA

Yamaha	OEM No.	Part No.
701 Wave Venture 95-96	63N-14752-30	011-500



REPLACEMENT EXHAUST DIFFUSER FOR KAWASAKI

Kawasaki	OEM No.	Part No.
N. 650SX (87-93), X2 (87-94)	92059-3767	011-508
O. 650SX (87-93), X2 (87-94)	92059-3706	011-509
P. 650TS (89-96), 750XI (98-99)	92190-3712	011-510
750SS (92-97), 750 SXI (93-97)		
Q. 650TS (89-96), 650 SC (91-95)	92093-3732	011-511
750 SS (92-97)	92093-3738	011-519
750 SSXI (93-97)		
750 XI (98-99)		
750 ST (94-95)		
750 STS 95		
750 STS (96-97)	92191-3733	011-517
750 STX (98)		
750 STS (97-98)	92093-3744	011-518
750 STX (98)		
900 STX (97-98)	92191-3811	011-512
900 STX (97-98)	92093-3751	011-513

R&D EXHAUST SYSTEM REPLACEMENT PARTS





J. Super Jet Pipe O-Ring Set (2)	080-70101
K. Lord Mount	080-70102



EXHAUST BUSHINGS FOR SEA DOO

Sea Doo	OEM No.	Part No.
L. Exhaust Bushings. Sold in pairs	293-830-031	011-515
M. Exhaust Bushing	274-000-114	011-516



HEADPIPE SCREW KIT FOR FACTORY PIPE

This kit is designed to replace the water adjustment set screws supplied with Factory Pipe products exhaust systems utilizing their tunable headpipe. The Stainless Steel set screws are machined to the same dimensions as the screws available from FFP. This kit will directly replace all three #10-32 set screws in the headpipe. This kit will fit exhaust systems: Yamaha B Pipe for Super Jets and Blasters, Kawasaki 750SX, 650SX, and X2.

Description	Part No.
Headpipe Screw Kit	JPE-KIT#1
Headpipe Screw Repair Kit	JPE-KIT#2



T-BOLT CLAMPS

T-BOLT Clamps supply the maximum clamping pressure and are superior to the standard hose clamps used in most watercraft applications. Stainless steel with a nylon nut.

Size	Clamp Width	Part No.
3"	3/4" 19mm	64-0080
3-1/4"	3/4" 19mm	64-0081
4-1/2"	3/4" 19mm	64-0082
5"	3/4" 19mm	64-0084
5-1/4"	3/4" 19mm	64-0085
5-1/2"	3/4" 19mm	64-0086

FACTORY PIPE GENUINE REPLACEMENT PARTS



ID	LENGTH	PART NO.
1-3/4"	5"	COMHOS0074
2"	2-1/2"	COMHOS0080
2-1/2"	2-3/4"	COMHOS0085
3-1/2"	2-1/16"	COMHOS0090
3"	2-1/2"	COMHOS0091
2-1/4"	2"	COMHOS0092
3-1/2"	2-3/16"	COMHOS0093
2-1/2"	2-1/2"	COMHOS0094
4"	1-15/16"	COMHOS0101
4"	2-1/16"	COMHOS0100
5"	1-15/16"	COMHOS0111
5"	2-3/8"	COMHOS0110
5-1/2"	3"	COMHOS0150
3-3/4"	2"	COMHOS0701



MOD Blaster	COMHOS0130
96 701SJ LTD	COMHOS0135





5-1/2"	#600 COMCLP0080
5"	#88 COMCLP0030
4"	COMCLP0050
3-1/2" (High Torque)	#400 COMCLP0045
2"	#32 COMCLP0020
2" (High Torque)	#250 COMCLP0021

TYPE	COUPLER	CLAMP	MOUNT
SEA DOO			
580 SP 94-LATER	COMHOS0110 (5")	COMCLP0030	COMMNT0050
650 XP 93 & 95/96 SPX	COMHOS0110 (5")	COMCLP0030	COMMNT0050
650 GTX 94/95 & 96 580 GTS	COMHOS0110 (5")	COMCLP0030	COMMNT0050
650 & 720 XP 94/95	COMHOS0110 (5")	COMCLP0030	COMMNT0050
720 HX	COMHOS0110 (5")	COMCLP0030	COMMNT0050
720 GTI	COMHOS0110 (5")	COMCLP0030	COMMNT0050
785 XP/GSX/GTX SPEC I 95/96	COMHOS0150 (5.5")	COMCLP0080	
785 XP/GSX/GTX SPED II 95/96	COMHOS0150 (5.5")	COMCLP0080	
785 GSX/GTX/SPX SPEC I 97	COMHOS0150 (5.5")	COMCLP0080	
785 GSX/GTX/SPX SPEC II 97	COMHOS0150 (5.5")	COMCLP0080	
785 XP ONLY SPEC I 1997	COMHOS0150 (5.5")	COMCLP0080	
785 XP ONLY SPEC II 1997	COMHOS0150 (5.5")	COMCLP0080	
951XP / RX	COMHOS0701 (3.75")	—	COMMNT0052/54
YAMAHA			
650 SUPER JET	COMHOS0100 (4")	COMCLP0050	
650 WAVERUNNER III	COMHOS0100 (4")	COMCLP0050	
	COMHOS0085 (2.5")	—	
701 SUPER JET LIMITED 96-UP	COMHOS0100 (4")	COMCLP0050	
	COMHOS0135	—	
701 SUPER JET LIMITED	COMHOS0100 (4")	COMCLP0050	
701 SUPER JET MOD	COMHOS0100 (4")	COMCLP0050	
701 SUPER JET LTD/SS DRY PIPE	COMHOS0093 (3.5")	COMCLP0045	COMMNT0050/52
701 SUPER JET TYPE 8 DRY PIPE	COMHOS0093 (3.5")	COMCLP0045	COMMNT0052
701 SUPER JET TYPE 9 DRY PIPE	COMHOS0093 (3.5")	COMCLP0045	COMMNT0052
	COMHOS0080 (2.5")	COMCLP0021	
	COMHOS0092 (2.25")		
701 FX1	COMHOS0100 (4")	COMCLP0050	
701 WAVERUNNER III	COMHOS0100 (4")	COMCLP0050	
	COMHOS0080 (2")	COMCLP0020	
701 WAVEBLASTER LIMITED	COMHOS0100 (4")	COMCLP0050	COMMNT0050
	COMHOS0080 (2")	COMCLP0020	COMMNT0030
701 WAVEBLASTER MOD	COMHOS0100 (4")	COMCLP0050	COMMNT0030
	COMHOS0130	COMCLP0020	COMMNT0040
701 WAVERAIDER	COMHOS0100 (4")	COMCLP0050	COMMNT0030
	COMHOS0080 (2")	COMCLP0020	COMMNT0040
760 GP/WAVEBLASTER II	COMHOS0090 (3.5")	COMCLP0040	COMMNT0030
800 GP TWIN	COMHOS0111 (5")	COMCLP0030	COMMNT0050/52
1200 GP TRIPLE	COMHOS0101 (4")	COMCLP0050	COMMNT0050/30
	COMHOS0111 (5")	COMCLP0030	COMMNT0052
			COMMNT0050/30
			COMMNT0052
KAWASAKI			
550 LIMITED 86/90	COMHOS0074 (1.75")	—	COMMNT0040
	COMHOS0100 (4")	COMCLP0050	
550 LIMITED 91/96	COMHOS0074 (1.75")	—	COMMNT0040
	COMHOS0100 (4")	COMCLP0050	
650 SX/X2 LIMITED	COMHOS0100 (4")	COMCLP0050	
650 SX/X2 MOD	COMHOS0100 (4")	COMCLP0050	
750 SS/XI	COMHOS0090 (3.5")	COMCLP0040	COMMNT0060
		COMCLP0020	
750 XIR	COMHOS0080 (2")	COMCLP0020	COMMNT0040
	COMHOS0100 (4")	COMCLP0050	
750 SX/SXI LIMITED	COMHOS0080 (2")	COMCLP0020	COMMNT0040
	COMHOS0100 (4")	COMCLP0050	
750 SX/SXI MOD	COMHOS0080 (2")	COMCLP0020	COMMNT0040
	COMHOS0100 (4")	COMCLP0050	
750 SXI DRY PIPE	COMHOS0701 (3.75")	—	COMMNT0052
800SXR DRY PIPE	COMHOS0701 (3.75")		COMMNT0052
	COMHOS0094 (2.5")		
800SXR WET PIPE	COMHOS0100 (4")	COMCLP0050	
1200 ULTRA/STX-R DRY PIPE	COMHOS0091 (3")	COMCLP0021	COMMNT0052
			COMMNT0030
POLARIS			
1050 SLTX TRIPLE	COMHOS0101 (4")	COMCLP0050	COMMNT0050/52

For information on parts of Factory pipe,
visit www.factorypipe.com
► Products ► Technical ► Instructions

FACTORY PIPE REPLACEMENT GASKETS AND O-RINGS



A. Blstr LTD/SeaDoo #168	COMMNT0050
B. K750SX/Blstr/Rdr #123	COMMNT0040
C. Blstr/Rdr #177	COMMNT0030
SJ Dry GP1200, 800SXR	COMMNT0052
SD951	COMMNT0054

U. 14" Silicon Ring Chamber	(SD 580/650/720)	COMGAS0005
V. 13" Silicon Ring Headpipe	(SD 580/650/720)	COMGAS0006
W. Manifold/Headpipe Gasket	(SD 580/650/720)	COMGAS0070
Headpipe/Manifold Gasket	SD785 Spec II	COMGAS0120
Y. Headpipe/Manifold Gasket	SD785 Spec I	COMGAS0110
246 Viton O-Ring	GP800	COMGAS0170
337 Buna O-Ring	Super Jet Dry	COMGAS0235

FACTORY PIPE O-RING APPLICATION CHART

TYPE	O-RING NUMBER	O-RING DESCRIPTION	QTY
SEA DOO			
580/650/720 ALL MODELS	COMGAS0005	14" SILICON RING	1
	COMGAS0006	13" SILICON RING	1
951 XP/XPL	COMGAS0235	337 BUNA O-RING (M)	2
	COMGAS0330	341 BUNA O-RING (L)	2
	COMGAS0340	344 BUNA O-RING (S)	2
YAMAHA			
701 SUPERJET DRY Type 4,8,9	COMGAS0235	337 BUNA O-RING	1
760 GP / WAVEBLASTER II	COMGAS0100	333 BUNA O-RING	2
800 GP TWIN	COMGAS0180	329 VITON O-RING	6
	COMGAS0170	246 VITON O-RING	1
1200 GP TRIPLE	COMGAS0180	329 VITON O-RING	9
	COMGAS0160	238 VITON O-RING	2
	COMGAS0170	246 VITON O-RING	1
	COMGAS0180	329 VITON O-RING	9
1200XL LTD / GP1200R TRIPLE	COMGAS0180	329 VITON O-RING	9
	COMGAS0150	7.5" GRAPHITE/KEVLAR	3
KAWASAKI			
750SX DRY PIPE	COMGAS0235	337 BUNA O-RING (M)	1
800SXR DRY PIPE	COMGAS0330	341 BUNA O-RING (L)	1
	COMGAS0340	344 BUNA O-RING (S)	1
POLARIS			
1050 SLXH TRIPLE	COMGAS0180	329 VITON O-RING	9
1050 SLTX TRIPLE	COMGAS0180	329 VITON O-RING	9
MISCELLANEOUS			
ECWI FILTER BLOCK ASSY.	COMGAS0130	AS568A DASH#122	1



Factory Pipe	Part No.
D. 1/8X1/4" Spray Nozzle (Head Pipe)	COMFTG0015
E. 1/8X3/8" Spray Nozzle (ECWI)	COMFTG0025
F. #10-32 Water Screw S/S	COMFAS0013
G. #10-32 Nuts S/S	COMFAS0014
H. 10mmX1.25X40 Bolt	COMFAS0050
I. 10mmX1.25X50 Bolt	COMFAS0060
J. 10mmX1.5X30 Bolt S/S	COMFAS0260
K. 3/8"-16 S/S Nut	COMFAS0095



EXHAUST SILICON COUPLER 36" LENGTH



36" = 91.44cm

Inside Diameter	36" Length
1-3/4"	52-9004
2"	52-9005
2-1/4"	52-9008
2-1/2"	52-9010
3"	52-9006
3-1/2"	52-9015
4"	52-9011
4-1/2"	52-9012
5"	52-9014
5-1/2"	52-9017
6"	52-9018



Factory Pipe	Part No.
L. SJ Type 9 Stinger Reducer 33mm	COMRED0003
M. SJ Type 9 Stinger Reducer 25mm	COMRED0004
N. SJ Type 9 Head Bracket	COMBRK0223
O. KAW 800SXR Dry Pipe Head Bracket	COMBRK0228
P. Fiber Insulating Washer	COMFAS0200
Q. Kaw 800SXR Inline Filter	COMFTG0036
R. Kaw 800SXR Wet Pipe Air Temp. Bypass Connector	COMIGN0016



TDR WATER BOX

Compact, strong, quiet, super power capabilities.

PS = Power Spray



Sea Doo
XP720



Yamaha
GP 1200

Sea Doo	Part No.
XP720/SPX720/GT1720	PS 02-0021PS
HX720 95-96	PS 02-0027PS
Polaris	Part No.
SL900/1050/SLT-X1100	PS 02-0033PS

Yamaha	Part No.
Y1100 Right Water Box*	STD 02-0028B
Elbow Pipe*	02-0026
GP1200R 99-01	STD 02-0067PS

*Can replace both or one box (Left)+Elbow

BLOWSION



BLOWSION FREESTYLE DUAL EXHAUST KIT

Unload that exhaust during tail stands! Kit includes all necessary hoses, clamps, exhaust splitter, aluminum outlet and detailed installation instructions. Our kits are ultra sano and feature a show quality polished outlet and pre bent hoses. Do not settle for cobbled together "universal" hoses and outlets. Absolutely necessary for the stand up purist.

Description	Part No.
Yamaha SuperJet 96+	YASJAC145
Kawasaki 800 SXR	KASRAC147



R&D KAWASAKI 800 SXR EXHAUST POWER SLEEVE

The new R&D billet aluminum Exhaust power Sleeve is designed to insert into the stinger of the stock exhaust to reduce the stinger size thereby increasing back pressure. This is a simple installation that will increase top speed and add 100 RPM.

Kawasaki	Part No.
800 SXR Exhaust Power Sleeve	331-80000



BLOWSION FREESTYLE YAMAHA EXHAUST AND SIDE EXHAUST OUTLET

Description	Part No.
A. Yamaha Exhaust Splitter only	AWACC149
B. Yamaha Side Exhaust outlet	AWACC150



SEA DOO 951 EXHAUST END STINGER

Simple exhaust end modification provides power gain.

Sea Doo	Part No.
SD951 Exhaust End Stinger	52-3089



GP 1300R EXHAUST POWER SLEEVE

The R&D GP 1300R Exhaust Power Sleeve will add a serious boost to low end and mid range horsepower and performance! The R&D Exhaust Power Sleeve installs between the exhaust chamber and the catalizer housing to increase sonic wave energy! The R&D Exhaust power Sleeve will add the Y.P.V.S. (power valve) feel to the 2005 Yamaha's non-power valve engine!

Sea Doo	Part No.
GP 1300R Exhaust Power Sleeve	332-13001



RIVA RXP / RXT REAR EXHAUST KIT

Kit allows removal of restrictive suppression system located between waterbox and hull exit. Improves engine performance by reducing back pressure and restriction. Strategically placed fitting injects water just before exhaust exit to suppress sound level. Includes custom molded exhaust tube, billet through-hull exhaust outlet and OE exhaust block-off along with all necessary mounting hardware and installation instructions.

Removal of O.P.A.S. and installation of RIVA Performance O.P.A.S. Block-off Kit (part # RS29050-1) is necessary to accommodate installation of RIVA Rear Exhaust Kit.

Sea Doo	Part No.
Rear Exhaust Kit RXP/RXT GTX-SC (04-07)	RS15050-1
Performance Kit, OPAS Removal RXP/RXT/ GTX	RS29050-1

RIVA FREE FLOW EXHAUST KITS



RY1613



RY1619-1 RY1620



RY1625



Replaces the restrictive sound suppression system on GPR and XLT models. Provides reduced back-pressure that improves engine's performance and reduces harmful detonation. Easy installation with noticeable results. IJSBA Superstock legal.

Yamaha	Part No.
Free-Flow Exhaust Kit, XL800/1200	RY1619-1
Free-Flow Exhaust Kit, GP800R/1200R	RY1620
Free-Flow Exhaust Kit GP1300R	RY1613
Free-Flow Exhaust Kit FX/FXHO (All Models)	RY1625



RS16050 RS16055

Replaces the restrictive sound suppression system located between the water box and hull exit on your watercraft. Improves engine performance by reducing back pressure and harmful detonation.

Sea Doo	Part No.
Free-Flow Exhaust Kit RXP/RXT GTX-SC (04-05)	RS16050
Free-Flow Exhaust Kit '03 GTX-SC	RS16055



RIVA STX-F FREE FLOW EXHAUST KIT

Enable you to bypass or remove secondary muffler (weight savings of +10 lbs) improving engine performance by reducing back pressure and harmful detonation. Formed aluminum exhaust tube is lightweight and powder coated to resist corrosion. Included billet exhaust tip (also sold separately) with laser etched graphics is anodized to prevent corrosion. High temperature silicone couplers included with installation instructions.


Kawasaki	Part No.
Free Flow Exhaust Kit KAW Ultra 250X Ultra LX/STX-12F/15F	RK16085
Billet Exhaust Tip Ultra 250/STX-12F/15F	RK16086



R&D SOUND SUPPRESSION REMOVAL TUBE

R&D is now producing the new Sound Suppression Removal Tube for the GPR. This modification allows the exhaust to free flow out of the water box adding bottom end punch and overall performance. Replacing of the stock plastic sound box with the R&D Sound Tube will eliminate potential melting failures in limited and superstock modified applications. Easily installs, no cutting of hoses necessary.

Description	Part No.
GP1200R/1300R Sound Suppression Removal Tube	332-12001



6 springs per kit

RIVA HEAVY-DUTY EXHAUST SPRING KIT

Our Heavy-Duty Exhaust Spring Kits for Factory Pie twin & triple exhaust systems hold pipes tightly into exhaust manifolds, reducing movement that robs horsepower and wears o-rings and o-rings cord. Kit includes 6 springs.

Description	Part No.
HD Spring Kit for Triple/Twin Exhaust	RY15-HD-SPRING

FUEL SYSTEMS	ENGINE/GASKETS	EXHAUST	DRIVE LINE HANDLING	ELECTRICAL	WATERLINE /BLIGE	STEERING & CONTROLS	BODY	ACCESSORIES	SERVICE TOOLS /HARDWARE	CHEMICAL	FREESTYLE & 800SXR	FOUR STROKE
--------------	----------------	---------	---------------------	------------	------------------	---------------------	------	-------------	-------------------------	----------	--------------------	-------------

PROGRAMMABLE PULSE WIDTH MODULATED WATER INJECTION

Stock and performance exhaust systems are designed for maximum power at a specific rpm. It's not really something you can change during a race, and we know that compromises power at other rpm. Racers don't like to compromise, so MSD offers a new Programmable Water Injection system so you can tune your exhaust to match any rpm!

By injecting water into the exhaust chamber at lower rpm, the density of the exhaust pulse is increased, which slows it down. This has the same effect as lengthening the chamber to increase low to mid-range torque and power! The Programmable Water Injection system uses MSD's Pro-Data+ Windows based software so you can easily program how much water and at what RPM it gets injected into the pipe. The programming features allow you to inject water from 0 to 100 percent anywhere from 500 rpm to 12,000 rpm.

The kit comes complete with spray nozzles, solenoid, heat resistant hose, programmable controller and software.

MSD POWERSPORTS



7550



42590

Description	Part No.
Programmable Pulse Width Modulated Water Injection Complete Kit	42590
Hand Held Programmer / Monitor	7550



SOLENOID

The electronic Switch that pulses the water to the spray nozzle.

Part No. **4340**



WATER FILTER

A clear bowl & removable filter screen allow easy inspection & cleaning. 3/8" Inlet.

Part No. **56-9011**



REMOTE MOUNT SPRAY NOZZLE

The brass 1/16" NPT spray nozzle that attaches to an 1/8" hose from the solenoid.

Part No. **4341**



REMOTE MOUNT SPRAY NOZZLE

The brass 1/8" NPT spray nozzle that mounts to the solenoid.

Part No. **43411**



MT-16x2-2

MICRO TOUCH SINGLE OUTPUT WATER CONTROLLER FOR 2-CYLINDER WATERCRAFT

REGULAR UNIT

Features include:

- Adjustable Output for 1 Water Injection Solenoid — 16 **ON** Settings from 1,500 to 3,000 RPM; 16 **OFF** settings from 5,750 to 7,250 RPM.
- Senses Engine RPM from Spark Plug Wire

RACER UNIT

- CNC-Machined Billet Aluminum Case.
- Adjustable Output for 1 Water Injection Solenoid — 16 **ON** and **OFF** Settings Programmed to Customer Specifications.
- Senses Engine RPM from Digital Tach Output on OEM or MSD Ignition.
- Replaceable Microchip for Future Upgrades and Reconfiguration.

Description	Part No.
Regular Single Output Water Controller	MT-16x2-2



MT-DUAL-2

MICRO TOUCH DUAL OUTPUT WATER CONTROLLER FOR 2-CYLINDER WATERCRAFT

For injecting water into **pipe** and **waterbox** (or **stinger**) independently. Improve acceleration. Additional exhaust backpressure can increase top end power without sacrificing bottom end.

Features Include:

- Adjustable Output for 2 Water Injection Solenoid —
 - #1: 4 **ON** Settings from 1,500 to 3,000 RPM; 16 **OFF** settings from 4,000 to 7,000 RPM.
 - #2: 4 **ON** Settings from 5,000 to 7,000 RPM, **OFF** at 10,000.
- Senses Engine RPM from Spark Plug Wire

Description	Part No.
Dual Output Water Controller	MT-DUAL-2



FUEL TANK BRACKET FOR SJ96+

This bracket attached on Super Jet Fuel Tanks utilizing OEM Fuel Tank Rubber Strap. Bracket holds MSD Water Control system (pre-drilled), Micro Touch Water Injection System and etc.

Yamaha	Part No.
Yamaha Fuel Tank Bracket	115849



CATALYTIC CONVERTER REMOVAL PLATE FOR YAMAHA GP1200R/GP1300R,XLL/XLT1200

This plate allows you to remove the catalytic converter easily and fills the gap where the catalytic converter mounts on the OEM exhaust system. Benefits include a cooler running exhaust system and ability to run any kinds of two-stroke oil. The plate features a centrally located outlet designed to give some beneficial back pressure but with much better exhaust gas flow compared to an offset or cutout plate. This gives better response and acceleration throughout the power band.

FOR COMPETITION USE ONLY.

Description	Part No.
JetWorks Catalytic Converter Removal Plate	YE-155P



WATER SOLENOIDS

Water fittings not included.

Description	Part No.
Poded Sealed Solenoids (Waterproof)	PSOL-10



R&D D-PLATE FOR YAMAHA GP1200R/GP1300R, XLL/XLT1200

The new R&D D-Plate takes the place of the stock catalytic converter and delivers the best overall low, mid, peak and overall horsepower. The benefits include reducing engine compartment temperatures created by the catalytic converter and reliability of the complete stock exhaust assembly.

Description	Part No.
R&D D-Plate	332-12000



RIVA CAT TEMP SENSOR CHIP FOR GPR

RIVA Cat Temp Sensor Chip is a must when removing the OEM catalytic converter on Yamaha 1200 & 1300 Powervalue engines. The circuit is designed to mimic the signal sent to the OEM CDI by the catalytic converter's temperature probe preventing CDI, flutters, warning devices and engine shut downs due to cat removal. Can be used with stock or modified OEM CDI's. Plugs directly into factory wire harness.

Description	Part No.
Cat Temp Sensor Chip Yamaha 1200/1300 Powervalue (66V/66T)	RY115-20

FUEL SYSTEMS	ENGINE/GASKETS	EXHAUST	DRIVE LINE HANDLING	ELECTRICAL	WATERLINE /BILGE	STEERING & CONTROLS	BODY	ACCESSORIES	SERVICE TOOLS /HARDWARE	CHEMICAL	FREESTYLE & 800SXR	FOUR STROKE
--------------	----------------	---------	---------------------	------------	------------------	---------------------	------	-------------	-------------------------	----------	--------------------	-------------



JETWORKS FLOW CONTROL VALVE

The Flow Control Valve provides improved throttle response and much quicker starts by drying out your waterbox at low rpm and idle speeds. Tests have shown an average acceleration improvement of 10 feet over a non-equipped model in the first 50 feet. The Flow Control Valve allows unrestricted water flow to the Stinger for better top speed. Yet it controls the amount of water at low speeds for better response. It also allows for an easier tuning of the Carburetors. It does not interfere with normal engine or exhaust pipe cooling and is compatible with all electronic water injection systems. Race Legal for All Classes. Two Models are available. Both are adjustable. The Standard Flow Control Valve is preset at 3.5 p.s.i. and is adjusted by adding the supplied stainless steel shims to increase the spring tension. The Pro-Series is externally adjustable by turning the outer housing by hand. Pressure can be tested with pop of gauge. All PWC w/OEM or aftermarket exhaust systems (except Yamaha's w/OEM exhaust)

Description		Part No.
Standard Flow Control Valve	3/8"	52-3118
Pro Flow Control Valve	3/8"	52-3119
Pro Flow Control Valve	1/4"	52-3122



JETWORKS QUICK DISCONNECT WATER RESTRICTOR

QD-38 comes with 4/3/2mm restrictor inserts used for controlling water flow through exit passes, stinger, head pipes, etc. QD-14 is for use with Mikuni Jets (not included), and allows quick change in small increments of water flow.


Description	Part No.
Quick Disconnect Water Restrictor 3/8"	QD-38
Quick Disconnect Water Restrictor 1/4"	QD-14



RIVA EXHAUST STINGER WATER FILTER/RESTRICTOR

Features fine mesh stainless filter screen that is threaded to accept Mikuni main jet (not included) for water restriction. Allows removal of restrictive filter screen in water distribution manifold of single, twin and triple exhaust systems, providing increased cooling water to motor.

Description	Part No.
Exhaust Stinger Water Filter/Restrictor 3/8"	RY15-SF38



JETWORKS GP1200R/XL1200LTD FLOW CONTROL ADAPTER KIT

Our adapter kit is designed to improve bottom end response and get the craft into high speed quickly and gives more acceleration out of turns.

By allowing the craft to get up on a plane quicker, less time is spent pushing or plowing the craft through the water. This is especially true on the XL models. The quicker you get the craft up and on the water, the quicker the boat will accelerate because you can use or free up the horsepower that is being used up to displace or push aside the water. The water drag - frictional loss of the wetted surface - is reduced and this is when the craft actually starts to really accelerate.

One of the main reasons the GPR and XL are sluggish or experience a lag on acceleration is due to the large amounts of water that enter the water box. This water backs up in the water box to be purged or blown out upon acceleration. The water box can hold a considerable amount of water. This can not be purged or blown out since the hoses and resonators are located at a higher level than the water box. The water must be pushed upwards and through the resonators. Since the water box is fairly large it can hold a good amount of water. It is not until all this water is blown out that the exhaust can be free flowing. During all this time the craft is trying to get on a plane which causes more load on the engine and further lengthens the process.

What we do is to block the water reaching the original spray orifices and use a water pressure sensitive flow control valve to control when water is injected through the OEM stinger outlet. By using this kit, you can reset the RPM when you want the water to start flowing. By setting the RPM point to 3400 RPM, you have eliminated the water flow at idle and in a sense have a dry water box upon acceleration. The craft can now get on a plane quicker and accelerate much much quicker. We don't need water flow below these RPM's mostly because the firing pulsations are too weak and too far apart to create any considerable heat at this location (too far away). This also increases acceleration in the mid-range to upper mid-range and greatly improves acceleration coming out of turns. This is accomplished primarily because we also have completely shut down the water flow through the orifices in the OEM stinger outlet at the moment of deceleration.

(NOTE: This kit is designed to be used on watercraft that have a catalytic converter removed and also using a straight tube in place of the plastic sound suppression resonators.)

There are two kits available:
The 155-SPK kit requires the removal of the cooling system overheat sensor. The 155-SPK-TS kit retains the overheat sensor but requires you to drill and tap the water jacket of the exhaust system and install a calibrated bypass fitting on the craft. This kit comes complete with all the bypass fittings, hoses, tees and clamps.

Yamaha	Part No.
Flow Control Adapter Kit	155-SPK
Flow Control Adapter Kit	155-SPK-TS



R&D BILLET EXHAUST VALVES FOR GPR

The new R&D Billet Exhaust Valves reduce the clearance between the valve and piston. This reduced clearance improves the seal which boosts the valve down compressions ratio delivering greater bottom and mid-range power. Directly replace OEM YPVS valve units.

Yamaha	Part No.
GP800/GP1200R Exhaust Valve Kit (each)	332-12002
Exhaust Valve Arm Only	332-12003
GP1300R Exhaust Valve Kit (each)	332-13000

BLEWSION



BILLET EXHAUST NOZZLE FOR 800SXR

This is one ultra sano nozzle. Function and fit are Blowsion perfect. Vanity rules on these beauties. Blowsion logo engraved into the extruded design. Available in clear, green, red or black.

Kawasaki	Part No.
Clear	KAALWK537CL
Green	KAALWK537GN
Red	KAALWK537RD
Black	KAALWK537BK

BLEWSION



BILLET EXHAUST NOZZLE FOR YAMAHA SJ96+

This is one ultra sano nozzle. Function and fit are Blowsion perfect. Vanity rules on these beauties. Blowsion logo engraved into the extruded design. Available in clear, blue, black or 2004 Superjet red.

Yamaha	Part No.
Clear	YAAMAL350CL
Blue	YAAMAL350BL
Red	YAAMAL350RD
Black	YAAMAL350BK

TBM RACING



TBM BILLET EXHAUST FLANGE FOR 800SXR

The flange is a complete replacement of the stock flange. A slim design allows the addition of rear hull extensions if you prefer. Offered in black anodized or polished finish.

Kawasaki	Part No.
Black	TBM110
Polished	TBM110P


RIVA RACING



RIVA STX-F BILLET EXHAUST TIP

Replaces plastic exhaust outlet cover. Made from billet aluminum. Anodized to prevent corrosion.

Kawasaki	Part No.
STX-12F/15F	RK16086



REPLACEMENT EXHAUST VALVE PARTS FOR SEA DOO

Sea Doo	OEM No.	Part No.
C. Exhaust Valve Piston	420-253-255	010-495-15
D. Exhaust Valve Piston	420-854-449	010-495-10
E. Exhaust Valve Bellow	290-260-723	010-495-05

FUEL SYSTEMS
ENGINE/GASKETS
EXHAUST
DRIVE LINE HANDLING
ELECTRICAL
WATERLINE /BILGE
STEERING & CONTROLS
BODY
ACCESSORIES
SERVICE TOOLS /HARDWARE
CHEMICAL
FREESTYLE & 800SXR
FOUR STROKE


Skat-Trak

Performance Products USA



SWIRL IMPELLER

A radial edge designed for maximum acceleration increase, and drastically increases rough water hook-up. Ideal for closed-course race conditions, and used by many top racers.



SUPER SLIMLINE IMPELLER

Features an Improved Ultra-Slim hub design for maximum top speed results in many current watercraft. This is a common grudge-racer impeller.



SLIMLINE IMPELLER

A slim design impeller used on many entry-level craft. This impeller is more efficient than the common large hub style that come stock in many late model craft today.



STANDARD DESIGN IMPELLER

The original standard impeller, although dated compared to the newer slim type impellers, is still widely used in certain applications. Some craft need to limit the volume to retain proper rpm levels, and the standard impeller produces great rpm, and overall performance values.

SKAT-TRAK NOSE BOOT AND O-RING FOR REPLACEMENT



Description

1. SJ/FX
2. KAW/SD/YAM/SWIRL
3. YAM GPR.XL-L
4. SD SUPER SLIM LINE
5. O-RING KAWASAKI
6. 750/900 PLUG O-RING
7. O-RING SEA DOO

Part No.

- | | |
|------------------------|------------|
| 1. SJ/FX | SK-NB6 |
| 2. KAW/SD/YAM/SWIRL | SK-NB7 |
| 3. YAM GPR.XL-L | SK-NB155XL |
| 4. SD SUPER SLIM LINE | SK-NBSSL |
| 5. O-RING KAWASAKI | SK-KAW-O |
| 6. 750/900 PLUG O-RING | SK-750P |
| 7. O-RING SEA DOO | SK-SD-O |

1988-2006 SEA-DOO WATERCRAFT IMPELLER APPLICATIONS GUIDE

Skat-Trak

Performance Products USA

RECOMMENDED SKAT-TRAK IMPELLER

Model	Year	Engine	Orig. Imp.	Pump Dia.	Stock Engine	Limited Engine	Modified Engine
LRV DI	02-04	951	n/a	155.5mm	SS5583SW1418	SS5583SW1319	SS5583SW1320
LRV	00-01	951	n/a	155.5mm	SS5583SW1418	SS5583SW1319	SS5583SW1320
3D DI	2006	951	n/a	155.5mm	SS5583SW1319	Call for application	Call for application
3D Base	2005	800	n/a	155.5mm	SS5583SW1016	Call for application	Call for application
3D Premium	2005	800	n/a	155.5mm	SS5583SW1016	Call for application	Call for application
RXP	04-06	1494 SC	n/a	159.8mm	SS598328SW1021	Call for application	Call for application
RXT	05-06	1494 SC	n/a	159.8mm	SS598328SW1021	Call for application	Call for application
RXX	01	951	16/23 D-75 Mag	148mm	SSD75SW1623	Call for application	Call for application
RX Di	00-04	951	n/a	155.5mm	SS5583SW1319	SS5583SW1320	SS5583SW1321
RX	00-02	951	n/a	155.5mm	SS5583SW1319	SS5583SW1320	SS5583SW1321
XP Di	03-04	951	n/a	155.5mm	SS5583SW1320	SS5583SW1321	Call for application
XP Ltd.	98-02	951	13/21	155.5mm	SS5583SW1321	SS5583SW1321	SS55831322
XP 800	97	800	16/23	140mm	*SSSW1722 or SSSS1726**	*SSSW1723 or SSSS1726**	*SSSW1724B or SSSS17.527**
	95-96	800	17/25	140mm	*SSSW1722 or SSSS1726**	*SSSW1723 or SSSS1726**	*SSSW1724B or SSSS17.527**
XP	95	720	10/22	140mm	*SSSW1621 or SSSL1520**	SSSW14.522.5	SSSW1722 to SSSW1724B
	94	650	16/24	140mm	*SSSW1520 or SSSL1419**	*SSSW1520 or SSSL1419**	*SSSW1621 or SSSL1520**
	93	650	15/20.5	140mm	*SSSW1419 or SSSL1318**	*SSSW1520 or SSSL1419**	*SSSW1621 or SSSL1520**
	91-92	580	19	140mm	SSSL1318	*SSSL1318 or SSSL1419**	SSSL1419 to SSSL1621
GSX Ltd.	98-99	951	16/21	155.5mm	SS5583SW1320	SS5583SW1320	SS5583SW1321
	97 1/2	951	n/a	155.5mm	SS55551418	SS55551418	SS55551419
GSX RFI	99-01	800	12/25	140mm	SS4075SW1621	SS4075SW1622	SS4075SW1623
GSX	96-97	800	17/24,16/23	140mm	*SSSW1722 or SSSS1625**	*SSSW1723 or SSSS1726**	*SSSW1724B or SSSS17.527**
Gsi	97	720	11/22	140mm	*SSSW1621 or SSSL1520**	SSSW14.522.5	SSSW1722 to SSSW1724B
GS	98-01	720	11/22, 14/21	140mm	SSSW1520	SSSW1621	SSSW14.522.5
	97	720	10/35 al	140mm	*SSSW1621 or SSSL1520**	SSSW14.522.5	SSSW1722 to SSSW1724B
HX	95-97	720	10/22,11/24	140mm	*SSSW1621 or SSSL1520**	SSSW14.522.5	SSSW1722 to SSSW1724B

1988-2006 SEA-DOO WATERCRAFT IMPELLER APPLICATIONS GUIDE

RECOMMENDED SKAT-TRAK IMPELLER

Model	Year	Engine	Orig. Imp.	Pump Dia.	Stock Engine	Limited Engine	Modified Engine
SPX	97-99	800	16/24, 16/23	140mm	*SSSW1722 or SSSS1726*	SSSW1723/SSSS1726	*SSSW1724B or SSSS17.527
	96	720	11/24	140mm	*SSSW1621 or SSSL1520*	SSSW14.522.5	SSSW1722 to SSSW1724B
	95	650	11/21	140mm	*SSSW1520 or SSSL1419*	*SSSW1520 or SSSL1419**	*SSSW1621 or SSSL1520**
	94	650	14/21.5	140mm	*SSSW1419 or SSSL1318*	*SSSW1520 or SSSL1419**	*SSSW1621 or SSSL1520**
	93	580	16/20.5	140mm	SSSL1318	*SSSL1318 or SSSL1419**	SSSL1419 to SSSL1621
SPi	94-96	580	14/21	140mm	SSSL1318	*SSSL1318 or SSSL1419**	SSSL1419 to SSSL1621
	93	580	17.7	140mm	SSSL1318	*SSSL1318 or SSSL1419**	SSSL1419 to SSSL1621
SP	97	720	16/35 al	140mm	SSSW1520/SSSL1419	SSSW14.522.5	SSSW1722 to SSSW1724B
	88-96	580	18.8 al	140mm	SSSL1318	*SSSL1318 or SSSL1419**	SSSL1419 to SSSL1621
GTX 4-Tec	02-04	1494	n/a	155.8mm	SSS58323SW1520	SSS58323SW1621	Call for application
4-Tec SC	03-04	1494 SC	n/a	155.8mm	SSS58323SW1621	Call for application	Call for application
4-Tec Tow	03-04	1494	n/a	155.8mm	SSS58323SW1520	SSS58323SW1621	Call for application
WAKE	05-06	1494	n/a	155.8mm	SSS58323SW1520	Call for application	Call for application
GTX DI	00-03	951	n/a	155.5mm	*SSS583SW1319 or SSS583SW1418**	SSS583SW1320	SSS583SW1321
GTX Ltd.	05-06	1494 SC	n/a	159.8mm	SSS98328SW1021	Call for application	Call for application
GTX Ltd.	98-02	951	13/21	155.5mm	SSS583SW1319	SSS983SW1319	SSS583SW1321
GTX RFI	98-02	800	16/24, 12/25	140mm	SSS4073SW1622	SS4075SW1623	SS4075SW1623
GTX SC	05-06	1494 SC	n/a	159.8	SSS98328SW1021	Call for application	Call for application
GTX	05-06	1494	n/a	155.8mm	SSS58323SW1520	Call for application	Call for application
	96-97	800	17/25, 12/24	140mm	*SSSW1722 or SSSS1625**	*SSSW1723 or SSSS1726	*SSSW1724B or SSSS17.527**
	95	650	10/22	140mm	*SSSW1520 or SSSL1419**	*SSSW1520 or SSSL1419	*SSSW1621 or SSSL1520**
	94	650	15/20	140mm	*SSSW1419 or SSSL1318**	*SSSW1520 or SSSL1419	*SSSW1621 or SSSL1520**
	92-93	580	18.3	140mm	SSSL1318	*SSSL1318 or SSSL1419	*SSSL1419 or SSSL1621**
GTS	01-02	720	n/a	155.5mm	SSS583SW1016	*SSS583SW1016 or SSS583SW1117**	Call for application
Gti LE RFI	03-04	800	n/a	155.5mm	SSS583SW1016	SSS583SW1117	Call for application
Gti LE	02-05	720	n/a	155.5 mm	SSS583SW1016	*SSS583SW1016 or SSS583SW1117**	Call for application
Gti RFI	04-05	800	n/a	155.5mm	SSS583SW1016	SSS583SW1117	Call for application
Gti SE	2006	1494	n/a	159.8mm	SSS98328SW1317	Call for application	Call for application
Gti	2006	1494	n/a	n/a	SSS98328SW1317	Call for application	Call for application
	02-05	720	n/a	155.5 mm	SSS583SW1016	*SSS583SW1016 or SSS583SW1117**	Call for application
	99-01	720	n/a	140mm	SS4075SW1621	SS4075SW1622	Call for application
	96-98	720	11/24, 11/22	140mm	*SSSW1621 or SSSL1520**	SSSW14.522.5	SSSW1722 to SSSW1724B
GTS	01-02	720	n/a	155.5mm	SSS583SW1016	SSS583SW1117	Call for application
	97-00	720	11/22	140mm	*SSSW1621 or SSSL1520**	SSSW14.522.5	*SSSW1722 to SSSW1724B
	94-96	580	14/21, 15/21, 10/25	140mm	SSSL1318	*SSSL1318 or SSSL1419**	SSSL1419 to SSSL1621
	92-93	580	17	140mm	SSSL1318	*SSSL1318 or SSSL1419**	SSSL1419 to SSSL1621
GT	90-91	580	17 al	140mm	SSSL1318	*SSSL1318 or SSSL1419**	SSSL1419 to SSSL1621

* Suggested for maximum bottom-to-mid range acceleration gains. ** Suggested for maximum top speed gains. NOTE: 17/24B is **NOT** as aggressive as the original 17/24 swirl impeller. Refer to the USBA Rulebook for a more detailed definition of "stock, Limited, and Modified."

IMPELLER DESIGNS AND PITCHES AVAILABLE

SWIRL

PITCH	PART NUMBER
12/17	SSSW1217
13/18	SSSW1318
14/19	SSSW1419
15/20	SSSW1520
16/21	SSSW1621
14.5/22.5	SSSW14.522.5
16/23	SSSW1623
16/24	SSSW1624
16/25	SSSW1625
17/22	SSSW1722
17/23	SSSW1723
17/24B	SSSW1724B
17/24	SSSW1724

SLIM LINE

PITCH	PART NUMBER
12/17	SSSL1217
13/18	SSSL1318
14/19	SSSL1419
15/20	SSSL1520
16/21	SSSL1621
17/22	SSSL1722

SSL

PITCH	PART NUMBER
16/25	SSSS1625
17/26	SSSS1726
17.5/27	SSSS17.527

155/83 SWIRL

PITCH	PART NUMBER
10/16	SSS583SW1016
11/17	SSS583SW1117
13/18	SSS583SW1318
13/19	SSS583SW1319
13/20	SSS583SW1320
13/21	SSS583SW1321
13/22	SSS583SW1322
14/18	SSS583SW1418

155/83/23 SWIRL

PITCH	PART NUMBER
15/20	SSS588323SW1520
16/21	SSS588323SW1621

140/75 SWIRL

PITCH	PART NUMBER
16/21	SS4075SW1621
16/22	SS4075SW1622
16/23	SS4075SW1623

155/83 SSL

PITCH	PART NUMBER
13/19	SSS583SS1319
13/20	SSS583SS1320
13/21	SSS583SS1321

155 SSL

PITCH	PART NUMBER
14/18	SSS55S1418
14/19	SSS55S1419

159-83-28 4-BLADE SWIRL

PITCH	PART NUMBER
10/21	SSS98328SW1021
13/17	SSS98328SW1317

1977-2006 HONDA WATERCRAFT IMPELLER APPLICATIONS GUIDE

RECOMMENDED SKAT-TRAK IMPELLER

Model	Year	Engine	Orig. Imp.	Pump Dia	Stock Engine	Limited Engine	Modified
Aquatrax F-12	03-04	1235	n/a	155mm	SH5580SW1221	Call for application	Call for application
Aquatrax F-12	05-06	1235	n/a	147mm	SH4775SW1523	Call for application	Call for application
Aquatrax F-12X Turbo	03-06	1235	n/a	155mm	SH5580SW1728	Call for application	Call for application
Aquatrax F-12X GPScape	05-06	1235	n/a	155mm	SH5580SW1728	Call for application	Call for application
Aquatrax R-12	04-06	1235	n/a	155mm	SH5580SW1221	Call for application	Call for application
Aquatrax R-12X Turbo	03-06	1235	n/a	155mm	SH5580SW1728	Call for application	Call for application

FUEL SYSTEMS
 ENGINE/GASKETS
 EXHAUST
 DRIVE LINE/HANDLING
 ELECTRICAL
 WATERLINE/BILGE
 STEERING & CONTROLS
 BODY
 ACCESSORIES/HARDWARE
 CHEMICAL
 FREESTYLE & BOOSXR
 FOUR STROKE

RECOMMENDED SKAT-TRAK IMPELLER

Model	Year	Engine	Orig. Imp.	Pump Dia.	Stock Engine	Limited Engine	Modified Engine
SUV 1200	99-04	1131	15.2	155mm	SY55XLSW1218R	*SY55XLSW1218R or SY55XLSW1319R**	SY55XLSW1319R
VX 110	2006	1052	n/a	155mm	SY55KYSW1623	Call for application	Call for application
VX 110 Delux	2005	1052	21.2	155mm	SY55KYSW1523	Call for application	Call for application
VX 110 Sport	05-06	1052	21.2	155mm	SY55KYSW1523	Call for application	Call for application
FX H.O.	04-06	1052	16.8	155mm	SY55XLSMW1824	Call for application	Call for application
FX-140	02-05	998	16.3	155mm	SY55XLSW1319R	*SY55XLSW1319R or SY55XLSW1420R**	Call for application
FX Cruiser H.O. 50th	2006	1052	n/a	155mm	SY55XLSMW1824	Call for application	Call for application
FX Cruiser H.O.	04-06	1052	16.8	155mm	SY55XLSMW1824	Call for application	Call for application
FX Cruiser	03-06	998	17	155mm	SY55XLSW1319R	*SY55XLSW1319R or SY55XLSW1420R*	Call for application
FX	2006	998	n/a	155mm	SY55XLSW1319R	Call for application	Call for application
GP 1200	97-99	1131	16.5/19, 15.2	155mm	*SY55SW1419 or SY55SSL1319**	*SY55XLSW1419 or SY55SSL1420**	SY55SSL14.521
GP 1300R	03-04	1296	n/a	155mm	*SY55XLSW1319R or SY55SW1321R**	*SY55XLSW1319R or SY55XLSW1420R**	SY55XLSW1319R
GP 1300R	05-06	1296	n/a	155mm	SY55XLSMW1319R	SY55XLSMW1320R	SY55XLSMW1321R
GP 1200R	99-02	1131	16/19	155mm	SY55XLSW1319R	*SY55XLSW1319R or SY55XLSW1420R**	SY55XLSW1420R
GP 800	98-00	784	15/21, 17/1	144mm	SY44SS1420	SY44SS1422	SY44SS1422
GP 800R	01-05	784	13.2	155mm	SY55XLSW0714	Call for application	Call for application
GP 760	97-00	754	17/20	144mm	SY44SS1420	SY44SS1420	SY44SS1422
Raider 1100	95-96	1100	16/19	155mm	*SY55SW1419 or SY55SSL1420**	*SY55SW1419 or SY55SSL1420**	SY55SSL14.521
Raider 760	96	760	17/20	144mm	SY44SS1420	SY44SS1420	SY44SS1422
Raider 701	94-95	701	17/20	144mm	SY44SS14.518.5	SY44SS1519	SY44SS1420
	96-97	701	13/16 al	144mm	SY44SS1418	SY44SS14.518.5	SY44SS1420 to SY44SS1519
Raider DLX	95	701	17/20	144mm	SY44SS14.518.5	SY44SS1519	SY44SS1420
XLT 1200 Ltd.	99-05	1176	15.2, 15.6	155mm	SY55XLSW1218R	*SY55XLSW1218R or SY55XLSW1319R**	SY55XLSW1420R
XL 1200	98-99	1176	13/19	155mm	SY55SW1217	SY55SW1318	SY55SW1318
Venture 1100	96-97	1100	16/19	155mm	*SY55SW1419 or SY55SSL1319**	*SY55SW1419 or SY55SSL1420**	SY55SSL14.521
XLT 800	00-04	784	n/a	155mm	SY55XLSW1016	Call for application	Call for application
XL 760	98-00	754	11/14	155mm	SY55SW0714	Call for application	Call for application
XL 700	99-04	701	11/14	155mm	SY55SW0712	SY55SW0714	Call for application
Venture 760	97	760	11/14	155mm	SY55SW0714	SY55SW0714	Call for application
Venture 700	98	701	11/14	155mm	SY55SW0712	SY55SW0714	Call for application
	95-96	701	17/20	144mm	SY44SS14.518.5	SY44SS1519	SY44SS1420
Blaster 2	96-97	760	13/16	155mm	SY55SW0714	SY55SW0714	Call for application
Blaster	93-96	701	15/18	144mm	SY44SS1418	SY44SS14.518.5	SY44SS1420 to SY44SS1519
Pro VXR	93-94	701	15/18	144mm	SY44SL1419	SY44SL1419	SY44SL1419 to SY44SL1520
VXR	91-95	650	14/19 al	144mm	SY44SL1318	SY44SL1419	SY44SL1419 to SY44SL1520
Wave 3 GP	94-95	701	15/18	144mm	*SY44SL1318 or SY44SL1419**	SY44SL1419	SY44SL1419 to SY44SL1520
Wave 3	97	701	13/16 al	144mm	SY44SL1318	SY44SL1318 to SY44SL1419	SY44SL1419 to SY44SL1520
	91-96	650	13/16 al	144mm	SY44SL1318	SY44SL1318 to SY44SL1419	SY44SL1419 to SY44SL1520
Super Jet	94-06	701	13/16	144mm	SY44SS1418	SY44SS14.518.5	SY44SS1420 to SY44SS1519
	90-93	650	14/19 al	144mm	SY44SS1418	SY44SS14.518.5	SY44SS1420 to SY44SS1519
SJ Free Style	all	all	n/a	144mm	SY44SW1217/SY44SW1317/SY44SW1318	SY44SW1419/SY44SW1520	SY44SS1519/SY44SW1520/SY44SW1621
FX-1	94-95	701	21/27 al	n/a	SYFX1SL1924	SYFX1SL1924	SYFX1SL2025
LX 650	all	650	17 al	n/a	SYLX1619	SYLX1619	SYLX1720
Wave 500	all	500	16 al	n/a	SY500WR1316	SY500WR1316	SY500WR1417

* Suggested for maximum bottom-to-mid range acceleration gains. ** Suggested for maximum top speed gains.
Refer to the USBA Rulebook for a more detailed definition of "Stock, Limited, and Modified."

IMPELLER DESIGNS AND PITCHES AVAILABLE

155-75-22 SWIRL

PITCH	PART NUMBER
13/19	SY55XLSMW1319
13/19R	SY55XLSMW1319R
13/20	SY55XLSMW1320
13/20R	SY55XLSMW1320R
13/21	SY55XLSMW1321
13/21R	SY55XLSMW1321R
18/23	SY55XLSMW1823
18/23R	SY55XLSMW1823R
18/24	SY55XLSMW1824
18/24R	SY55XLSMW1824R
18/25	SY55XLSMW1825
18/25R	SY55XLSMW1825R

155-61-22 SWIRL

PITCH	PART NUMBER
7/12	SY55XLSW0712
7/14	SY55XLSW0714
10/16	SY55XLSW1016
12/18R	SY55XLSW1218R
13/18	SY55XLSW1318
13/19	SY55XLSW1319
13/19R	SY55XLSW1319R
14/19	SY55XLSW1419
14/20	SY55XLSW1420
14/20R	SY55XLSW1420R
14/22	SY55XLSW1422
15/20	SY55XLSW1520

155-75-20 YAM SWIRL

PITCH	PART NUMBER
16/23	SY55KYSW1623
17/24	SY55KYSW1724

155-61-20 SSL

PITCH	PART NUMBER
14/18	SY55SSL1319
14.5/21	SY55SSL14.521
14/20	SY55SSL1420

† Super Slim Line

155-61-20 SWIRL

PITCH	PART NUMBER
7/12	SY55SW0712
7/14	SY55SW0714
12/17	SY55SW1217
13/18	SY55SW1318
14/19	SY55SW1419
15/20	SY55SW1520
16/21	SY55SW1621

144 SWIRL

PITCH	PART NUMBER
12/17	SY44SW1217
13/17	SY44SW1317
13/18	SY44SW1318
14/19	SY44SW1419
15/19	SY44SW1519
15/20	SY44SW1520
16/21	SY44SW1621

144 SLIM LINE

PITCH	PART NUMBER
13/18	SY44SL1318
14/19	SY44SL1419
15/20	SY44SL1520
16/21	SY44SL1621

144 SSL

PITCH	PART NUMBER
14/18	SY44SS1418
14.5/18.5	SY44SS14.518.5
14/20	SY44SS1420
14/22	SSY44SS1422
15/19	SY44SS1519

RECOMMENDED SKAT-TRAK IMPELLER

Model	Year	Orig. Imp.	Pump Dia.	Stock Engine	Limited Engine	Modified Engine
Ultra 130 Di	01-04	n/a	Tapered	SK150SW1419	SK150SW1520	SK150SW1421/SK150SW1422/SK150SW1423
Ultra 150	99-05	n/a	Tapered	SK150SW1419	SK150SW1420	SK150SW1421/SK150SW1422/SK150SW1423
STX 12-F	04-06	n/a	148mm	*SK1100SW1319 or SK1100SW1319R**	SK1100SW1420	Call for application
STX 15-F	04-06	n/a	148mm	*SK1100SW1319 or SK1100SW1319R**	Call for application	Call for application
1200 STX-R	02-05	n/a	148mm	*SK1100SW1424 or SK1100SW1424R**	*SK1100SW1424 or SK1100SW1424R**	*SK1100SW1424 or SK1100SW1424R**
1100 STX DI	00-03	n/a	148mm	SK1100SW1319R	SK1100SW1420	SK1100SW1420
1100 STX	97-99	8/22	148mm	SK1100SW1318	SK1100SW1318 to SK1100SW1319	SK1100SW1420 to SK1100SW1424
900 STX	01-06	12/17	148mm	SK1100SW1217	SK1100SW1318	SK1100SW1419
	97-00	10/24	140mm	*SK900SW1419 or SK900SL1520**	*SK900SW1419 or SK900SL1621**	*SK900SW1520 or SK900SL1722**
1100 ZXi	99-03	7/20	148mm	SK1100SW1318	*SK1100SW1318 or SK1100SW1319**	SK1100SW1420 to SK1100SW1424
900 ZXi	95-97	14/22	140mm	*SK900SW1419 or SK900SL1520**	*SK900SW1419 or SK900SL1621**	*SK900SW1520 or SK900SL1722**
900 STS	01-02	n/a	140mm	SK900SL1621	SK900SL1722	SK900SL1723
750 ZXi	95-97	14/22	140mm	SK900SW1318	SK900SW1318 to SK900SW1419	SK900SW1419 to SK900SW1520
750 Xi Sport	98-99	13/18	140mm	*SK900SW1217 or SK750ST1018**	*SK900SW1217 or SK750ST1119**	*SK900SW1318 or SK900SL1318**
750 Xi	96-97	13/18	140mm	*SK900SW1217 or SK750ST1018**	*SK900SW1217 or SK750ST1119**	*SK900SW1318 or SK900SL1318**
	93-95	8/16 5-blade	140mm	SK750ST1018	SK750ST1119	*SK900SW1318 or SK900SL1318**
800 SX-R	03-06	n/a	140mm	SK4075SW1318	SK4075SW1419	SK4075SW1520
750 Sxi Pro	98-02	9/17	140mm	*SK750ST0917 or SK750ST1018**	*SK900SW1217 or SK750ST1018**	*SK900SW1318 or SK900SL1318**
750 Sxi	95-96	9/17	140mm	*SK750ST0917 or SK750ST1018**	*SK900SW1217 or SK750ST1018**	*SK900SW1318 or SK900SL1318**
750 SX	92-95	14/19 alum.	140mm	SK750ST0917	SK750ST0917 to SK750ST1018	*SK900SW1318 or SK900SL1318**
750 SS	96-97	12/17	140mm	SK750ST0917	SK750ST0917 to SK750ST1018	*SK900SW1318 or SK900SL1318**
	92-95	14/19 alum.	140mm	SK750ST0917	SK750ST0917 to SK750ST1018	*SK900SW1318 or SK900SL1318**
750 XIR	94	9/17	140mm	SK750ST0917	SK750ST0917 to SK750ST1018	*SK900SW1318 or SK900SL1318**
750 STX	98	12/17	140mm	*SK900SW1217 or SK750ST1018**	SK900SW1318	SK900SW1419
750 STS	96-97	12/17	140mm	*SK900SW1217 or SK750ST1018**	*SK900SW1217 or SK750ST1119**	*SK900SW1318 or SK900SL1318**
	95	13/18	140mm	*SK900SW1217 or SK750ST1018**	*SK900SW1217 or SK750ST1119**	*SK900SW1318 or SK900SL1318**
750 ST	95	13/21	140mm	SK750ST0917	SK750ST0917 to SK750ST1018	*SK900SW1318 or SK900SL1318**
	93-94	10/18 alum. 5-bl.	140mm	SK750ST0917	SK750ST0917 to SK750ST1018	*SK900SW1318 or SK900SL1318**
650 TS	89-96	16.5 alum.	140mm	SK650ST0917	SK650ST0917 to SK650ST1018	SK650ST1119
650 SX	86-93	15 alum.	140mm	SK650ST0816	SK650ST0917	SK750ST1018 to SK750ST1119
650 X-2	86-95	18 alum.	140mm	SK650ST0816	SK650ST0917	SK750ST1018 to SK750ST1119
650 SC	91-95	16.5 alum.	140mm	SK650ST0917	SK650ST0917 to SK650ST1018	SK650ST1119
650 JM	91-92	15 alum.	140mm	SK650ST0917	SK650ST0917 to SK650ST1018	SK650ST1119
550 SX	90-95	17.5 alum.	Tapered	SK550SX1316	SK550SX1316	SK550SX1417
550 JS	82-89	16 alum.	Tapered	SK550ST1316	SK550ST1316	SK550ST1417
440 JS	77-94	15 alum.	121.7mm	SK440ST1316	SK440ST1316	SK440ST1417
300 SX	87-91	15 alum.	121.7mm	SK440ST1316	SK440ST1316	SK440ST1417
300 JS	86-88	15 alum.	121.7mm	SK440ST1316	SK440ST1316	SK440ST1417

* Suggested for maximum bottom-to-mid range acceleration gains. ** Suggested for maximum top speed gains. Refer to the USBA Rulebook for a more detailed definition of "Stock, Limited, and Modified."

IMPELLER DESIGNS AND PITCHES AVAILABLE

300/440

PITCH	PART NUMBER
13/16	SK440ST1316
14/17	SK440ST1417
15/18	SK440ST1518
15	SK440ST15.0
15.5	SK440ST15.5
16	SK440ST16.0
16.5	SK440ST16.5
17	SK440ST17.0
17.5	SK440ST17.5
18	SK440ST18.0

550 JS

PITCH	PART NUMBER
13/16	SK550ST1316
14/17	SK550ST1417
15/18	SK550ST1518
15	SK550ST15.0
15.5	SK550ST15.5
16	SK550ST16.0
16.5	SK550ST16.5
17	SK550ST17.0
17.5	SK550ST17.5

550 SX

PITCH	PART NUMBER
13/16	SK550SX1316
14/17	SK550SX1417
15/18	SK550SX1518
15	SK550SX15.0
15.5	SK550SX15.5
16	SK550SX16.0
16.5	SK550SX16.5
17	SK550SX17.0
17.5	SK550SX17.5

650 STANDARD

PITCH	PART NUMBER
8/16	SK650ST0816
9/17	SK650ST0917
10/18	SK650ST1018
11/19	SK650ST1119
12/20	SK650ST1220
15	SK650ST15.0
15.5	SK650ST15.5
16	SK650ST16.0
16.5	SK650ST16.5
17	SK650ST17.0

750 STANDARD

PITCH	PART NUMBER
8/16	SK750ST0816
9/17	SK750ST0917
10/18	SK750ST1018
11/19	SK750ST1119
12/20	SK750ST1220

1100/1200 SWIRL

PITCH	PART NUMBER
12/17	SK1100SW1217
13/18	SK1100SW1318
13/19	SK1100SW1319
13/19R	SK1100SW1319R
14/19	SK1100SW1419
14/20	SK1100SW1420
14/23	SK1100SW1423
14/24	SK1100SW1424
14/24R	SK1100SW1424R
14/25	SK1100SW1425
14/25R	SK1100SW1425R
16/25	SK1100SW1625

750/900 SWIRL

PITCH	PART NUMBER
12/17	SK900SW1217
13/18	SK900SW1318
14/19	SK900SW1419
15/20	SK900SW1520
16/21	SK900SW1621
17/22	SK900SW1722

750/900 SLIM LINE

PITCH	PART NUMBER
12/17	SK900SL1217
13/18	SK900SL1318
14/19	SK900SL1419
15/20	SK900SL1520
16/21	SK900SL1621
17/22	SK900SL1722
18/23	SK900SL1823

140-75 SWIRL

PITCH	PART NUMBER
9/17	SK4075SW0917
10/18	SK4075SW1018
13/18	SK4075SW1318
14/18	SK4075SW1418
14/19	SK4075SW1419
15/20	SK4075SW1520

ULTRA 150 SWIRL

PITCH	PART NUMBER
14/19	SK150SW1419
14/20	SK150SW1420
14/21	SK150SW1421
14/22	SK150SW1422
14/23	SK150SW1423
14/24	SK150SW1424

FUEL SYSTEMS
ENGINE/GASKETS
EXHAUST
DRIVE LINE HANDLING
ELECTRICAL
WATERLINE /BLIGE
STEERING & CONTROLS
BODY
ACCESSORIES SERVICE TOOLS
/HARDWARE
CHEMICAL
FREESTYLE & 800SX
FOUR STROKE

SEA-DOO

MODEL	YEAR	ENGINE C.C.	O.D. (mm)	STOCK (Bone stock)	LIMITED (Add bolt-on parts)	MODIFIED (Major modifications)
LRV DI	02	951	155	SD-B6.0L	SD-B6.0L / SD-B6.5L	SD-B6.5L
LRV	00-01	951	155	SD-B6.0L	SD-B6.0L / SD-B6.5L	SD-B6.5L
GTX 4-TEC	02	1500	155	N/A	N/A	N/A
GTX DI	00-02	951	155	SD-B5.7L / SD-B6.0L	SD-B6.0L / SD-B6.5L	SD-B6.5L
GTX / GTX Ltd.	98-01	951	155	SD-B6.0L	SD-B6.0L / SD-B6.5L	SD-B6.5L
GTX RFI	98-02	782	140	SD-A6.2L	SD-A6.2L	-
GTX	96-97	782	140	SD-A6.0 / SD-A6.1	SD-A6.0 / SD-A6.1	SD-A6.5
GTX	02	951	155	SD-B6.0L	SD-B6.0L	SD-B6.5L
RX DI	00-02	951	155	SD-B6.0L	SD-B6.0L	SD-B6.5L
RX	00-01	951	155	SD-B6.0L	SD-B6.0L / SD-B6.5L	SD-B6.5L
GSX RFI	99-00	782	140	SD-A6.2L	SD-A6.2L	-
GSX Ltd.	98-99	951	155	SD-B6.0L	SD-B6.0L / SD-B6.5L	SD-B6.5L
GSX Ltd.	97.5	951	155	SD-B5.0	SD-B5.0 / SD-B5.5	SD-B5.5
GSX	96-97	782	140	SD-A6.0 / SD-A6.1	SD-A6.0 / SD-A6.1	SD-A6.5
XP / XP Ltd.	98-02	951	155	SD-B6.0L	SD-B6.0L / SD-B6.5L	SD-B6.5L
XP	96-97	782	140	SD-A6.0 / SD-A6.1	SD-A6.0 / SD-A6.1	SD-A6.5
XP	95	718	140	SD-A5.5	SD-A5.5	SD-A6.0 / SD-A6.1
Gti / Gti LE	02	718	155	SD-B5.7L	SD-B6.0L	SD-B6.5L
Gti	01	718	155	SD-B5.7L	SD-B6.0L	SD-B6.5L
Gti	96-00	718	140	SD-A5.5	SD-A5.5	SD-A6.0 / SD-A6.1
GTS	01	718	155	N/A	N/A	SD-B6.0L
GTS	97-00	718	140	SD-A5.5	SD-A5.5	SD-A6.0 / SD-A6.1
GTS	92-96	580	140	N/A	N/A	N/A
Gsi	97	718	140	SD-A5.5	SD-A5.5	SD-A6.0 / SD-A6.1
GS	97-01	718	140	SD-A5.5	SD-A5.5	SD-A6.0 / SD-A6.1
HX	95-97	718	140	SD-A5.5	SD-A5.5	SD-A6.0 / SD-A6.1
SPX	99	782	140	SD-A6.2L	SD-A6.2L	-
SPX	97-98	782	140	SD-A6.0 / SD-A6.1	SD-A6.0 / SD-A6.1	SD-A6.5
SPX	96	718	140	SD-A5.5	SD-A5.5	SD-A6.0 / SD-A6.1
SPi	93-94	580	140	N/A	N/A	N/A
SP	97	718	140	SD-A5.5	SD-A5.5	SD-A6.0 / SD-A6.1
SP	88-96	580	140	N/A	N/A	N/A

YAMAHA

FX 140	02	1000	155	N/A	N/A	N/A
SUV 1200	99	1200	155	YM-B5.5	YM-B5.5 / YM-B6.0	YM-B6.0
SUV 1200	00-02	1200	155	YM-C6.0	YM-C6.0 / YM-C6.5	YM-C6.5
GP 1200	97-99	1200	155	YM-B5.5 / YM-B6.0	YM-B6.0 / YM-B6.5	YM-B6.5
GP 1200R	00-02	1200	155	YM-C6.0	YM-C6.0 / YM-C6.5	YM-C6.5
GP 800	98-00	800	144	YM-A5.0	YM-A5.0 / YM-A5.5	YM-A6.0
GP 800R	01-02	800	155		YM-C5.5 / YM-C6.0	YM-C6.0
GP 760	97-00	760	144	YM-A5.0	YM-A5.0 / YM-A5.5	YM-A6.0
XLT 1200	00-02	1200	155	YM-C6.0	YM-C6.0 / YM-C6.5	YM-C6.5
XL 1200	98-99	1200	155	YM-B5.5 / YM-B6.0	YM-B6.0 / YM-B6.5	YM-B6.5
XL 1200 Ltd	99-00	1200	155	YM-C6.0	YM-C6.0 / YM-C6.5	YM-C6.5
XLT	02	800	155		YM-C6.0	YM-C6.5
XL 800	00-01	800	155		YM-C6.0	YM-C6.0
XL 760	98-99	760	155	YM-B5.0	YM-B5.0 / YM-B5.5	YM-B5.5
XL 700	00-02	700	155	YM-B5.0	YM-B5.0 / YM-B5.5	YM-B5.5
WaveBlaster II	96-97	760	155	YM-B5.0	YM-B5.0 / YM-B5.5	YM-B5.5
WaveBlaster 701	96-97	701	144	YM-A5.0	YM-A5.0 / YM-A5.5	YM-A5.5
WaveBlaster 701/650	95 & earlier	701	144		YM-A5.0	YM-A5.5
WaveRaider 1100	95-96	1100	155	YM-B5.5	YM-B5.5 / YM-B6.0	YM-B6.0
WaveRaider 760	96 & earlier	760	144	YM-A5.5	YM-A5.5 / YM-A6.0	YM-A6.0
WaveRaider 701	96-97	701	144	YM-A5.0	YM-A5.0 / YM-A5.5	YM-A5.5
WaveRaider 701	95 & earlier	701	144	YM-A5.5	YM-A5.5 / YM-A6.0	YM-A6.0
WaveVenture 1100	96-97	1100	155	YM-B5.0 / YM-B5.5	YM-B5.5	YM-B6.0
WaveVenture 760	97	760	155	YM-B5.0	YM-B5.0 / YM-B5.5	YM-B5.5
WaveVenture 701	95-98	701	144	YM-A5.0	YM-A5.0 / YM-A5.5	YM-A5.5
SuperJet 701 / Ltd.	96-02	701	144	YM-A5.0	YM-A5.0 / YM-A5.5	YM-A5.5
SuperJet 701/650	95 & earlier	701/650	144		YM-A5.0	YM-A5.5
WaveRunner III 701	97 (65hp)	701	144		YM-A5.0	YM-A5.0

KAWASAKI

Ultra 150	99-02	1176	136-157	KW-D6.0	KW-D6.0	-
Ultra 130 DI	01-02	1071	136-157	KW-D6.0	KW-D6.0	-
STX 1200R	02	1176	148	KW-C5.0	KW-C5.5	KW-C5.5
STX 1100	97-99	1071	148	KW-C5.0	KW-C5.0	KW-C5.5
STX 1100 DI	00-02	1071	148	KW-C5.0	KW-C5.0	KW-C5.5
STX 900	01-02	891	148		KW-C5.0	KW-C5.5
STX 900	97-00	891	140	KW-B5.0	KW-B5.0 / KW-B5.5	KW-B5.5
STS 900	01-02	891	140	KW-B5.0	KW-B5.0 / KW-B5.5	KW-B5.5
STX 750	98	743	140	KW-A5.0	KW-A5.0 / KW-A5.5	KW-A5.5
Zxi 1100	96-02	1071	148	KW-C5.0	KW-C5.5	KW-C5.5
Zxi 900	96-97	891	140	KW-B5.0	KW-B5.0 / KW-B5.5	KW-B5.5
Zxi 750	95-97	743	140	KW-A5.0 / KW-A5.5	KW-A5.5 / KW-A6.0	KW-A6.0
STS 750	95-97	743	140	KW-A5.0	KW-A5.0 / KW-A5.5	KW-A5.5
SS 750	92-97	743	140		KW-A5.0	KW-A5.0
ST 750	93-95	743	140		KW-A5.0	KW-A5.0
Xi Sport 750	98	743	140	KW-A5.0	KW-A5.0 / KW-A5.5	KW-A5.5
Xi 750	93-97	743	140	KW-A5.0	KW-A5.0 / KW-A5.5	KW-A5.5
Sxi Pro 750	98-02	743	140	KW-A5.0	KW-A5.0 / KW-A5.5	KW-A5.5
Sxi 750	95-96	743	140	KW-A5.0	KW-A5.0 / KW-A5.5	KW-A5.5
SX 750	92-96	743	140		KW-A5.0	KW-A5.0

TIGERSHARK

TS1100L	99	1100	148	TS-B6.5	TS-B6.5	-
TS1100R	99	1100	148	TS-B5.5	TS-B5.5	-
Daytona 1000	97-98	1000	146	TS-A6.0	TS-A6.0	-
Monte Carlo 1000	97-98	1000	146	TS-A6.0	TS-A6.0	-
Daytona 770	96-99	770	146	TS-A5.5	TS-A5.5	TS-A6.0
Monte Carlo 770	96-99	770	146	TS-A5.5	TS-A5.5	TS-A6.0
TS770	98-99	770	146	TS-A5.5	TS-A5.5	TS-A6.0
Monte Carlo 640	97-98	640	146	TS-A5.0	TS-A5.0	TS-A5.5
Montego 640	97-98	640	146	TS-A5.0	TS-A5.0	TS-A5.5
Montego Deluxe 640	97-99	640	146	TS-A5.0	TS-A5.0	TS-A5.5



**NuJet DESTROYER
STAINLESS STEEL IMPELLER**

The Destroyer has a unique 3-D blade design with a super-progressive pitch and minimal blade overlap. Minimizing the amount of overlap increases the efficiency of the Destroyer giving harder acceleration throughout the power band and higher top speeds and reduced cavitation for better performance in all water conditions.



SEA DOO

SD-A5.5	SD-A6.1
SD-B5.0	SD-A6.2L
SD-B5.5	SD-A6.5
SD-B5.7L	SD-B6.5L
SD-A6.0	
SD-B6.0L	

YAMAHA

YM-A5.0	YM-B6.0
YM-A5.5	YM-C6.0
YM-B5.0	YM-B6.5
YM-B5.5	YM-C6.5
YM-A6.0	

KAWASAKI

KW-A5.0	KW-A6.0
KW-B5.0	KW-D6.0
KW-C5.0	
KW-A5.5	
KW-B5.5	
KW-C5.5	

TIGERSHARK


TS-A5.0	TS-B6.5
TS-A5.5	
TS-B5.5	
TS-A6.0	



DYNAFLY

All Around Performance

Impellers for High Power Applications. A new blade geometry is specially designed for high compression ratio jet pump system to achieve excellent holeshot acceleration, and top end performance. Impellers for Sea-doo 951cc pump and Kawasaki Ultra 150.



XPROP

High Speed, High

Performance Impeller Series Solas Xprop gets you the most powerful drive in the water from advanced designs that incorporate a high compression hub design and cambered blades. Every novice, expert or Pro looking for speed and acceleration will use the Xprop.



CONCORD

The Power Torque Series.

In 1998, Solas introduced Concord series of impellers featuring new radial leading edge with Solas innovative blade design. The Concord is designed to provide PWC lovers a different taste of blast-off and plenty of joys in hook-ups. "Feels So Good" could be your words to describe Concord. Especially in choppy water this unique impeller series will enhance your all-range maneuverability without slippage. On the other side of the water sport activity, for the customers looking for family fun, the Solas Concord series offers excellent weight carrying performance for those high power, heavy load, 4-seaters.



SUPER CAMBER S-I-J-K-H

Benchmark of the Impeller Evolution. The patented Super Camber S-I-J-K-H series makes the hub and rubber seal more streamlined. Obviously, the form drag of an impeller will be reduced and flow volume of a jet pump will be increased at the same time. Hence, Solas Super Camber series S-I-J-K-H is still one of the best values in PWC market.

Solas Impeller Seals

	Part No.
Kawasaki, All except KH	SL009
Yamaha YB Concord	SL008A
Yamaha YD Series	SL008AM
Yamaha YF Concord Series	SL009AL
Kawasaki KH, Sea Doo (All except SR)	SL007



1977-2006 KAWASAKI WATERCRAFT

Model	Year	Orig. Impeller	Pump Diameter	Stock Engine	Limited Engine	Modified Engine
STX-15F	04-06		148mm	KG-CD-1421	KG-CD-1421	KG-CD-1521
STX-12F	03-06	8/22	148mm	KG-CD-1218	KG-CD-1218	KG-CD-1319
1200 STX-R	02-06	13/23	148mm	KG-CD-1521	KG-CD-1521	KG-CD-1622
Ultra 150	99-06	13/18	Mixed	KH-DF-1620	KH-DF-1620	KH-DF-1721
1100 STX DI	00-03	8/23	148mm	KG-CD-1319	KG-CD-1319	KG-CD-1420
1100 STX DI	97-99	8/22	148mm	KG-CD-1319	KG-CD-1319	KG-CD-1420
1100 ZXi	96-03	7/20	148mm	KG-CD-1319	KG-CD-1319	KG-CD-1420
800 SXR	03-06	13/18	140mm	KP-DF-1322	KP-DF-1423	KP-DF-1524
750 Zxi	97	14/22	140mm	KE-CD-1116	KE-CD-1218	KE-CD-1218
	95-96	4/22	140mm	KE-CD-1116	KE-CD-1218	KE-CD-1218
750 Xi Sport	98-99	13/18	140mm	KE-CD-1116	KE-CD-1218	KE-CD-1218
750 Xi	97	13/18	140mm	KE-CD-1116	KE-CD-1218	KE-CD-1218
	96	13/18	140mm	KE-CD-1116	KE-CD-1218	KE-CD-1218
	93-95	8/16 5-blade	140mm	KE-CD-1116	KE-CD-1218	KE-CD-1218
750 Sxi Pro	98-02	9/17	140mm	KE-CD-0915	KE-CD-1116	KE-CD-1218
750 Sxi	95-96	9/17	140mm	KE-CD-0915	KE-CD-1116	KE-CD-1218
750 SX	92-95	14/19 alum.	140mm	KE-CD-0915	KE-CD-1116	KE-CD-1218
750 SS	97	12/17	140mm	KE-CD-0915	KE-CD-1116	KE-CD-1116
	96	12/17	140mm	KE-CD-0915	KE-CD-1116	KE-CD-1116
	92-95	14/19 alum.	140mm	KE-CD-0915	KE-CD-1116	KE-CD-1116
750 XIR	94	9/17	140mm	KE-CD-1116	KE-CD-1218	KE-CD-1218
750 STX	98	12/17	140mm	KE-CD-1116	KE-CD-1218	KE-CD-1218
750 STS	97	12/17	140mm	KE-CD-1116	KE-CD-1218	KE-CD-1218
	96	12/17	140mm	KE-CD-1116	KE-CD-1218	KE-CD-1218
	95	13/18	140mm	KE-CD-1116	KE-CD-1218	KE-CD-1218
750 ST	95	12/21	140mm	KE-CD-0915	KE-CD-1116	KE-CD-1218
	93-94	10/18 alum. 5-bl.	140mm	KE-CD-0915	KE-CD-1116	KE-CD-1218

KE CONCORD

PITCH	PART NUMBER
09/15	KE-CD-0915
11/16	KE-CD-1116
12/18	KE-CD-1218
13/19	KE-CD-1320

KG CONCORD

PITCH	PART NUMBER
12/18	KG-CD-1218
13/19	KG-CD-1319
14/20	KG-CD-1420
15/21	KG-CD-1521

KH DYNAFLY

PITCH	PART NUMBER
16/20	KH-DF-1620
17/21	KH-DF-1721

KP DYNAFLY

PITCH	PART NUMBER
13/22	KP-DF-1322
14/23	KP-DF-1423
15/24	KP-DF-1524

FUEL SYSTEMS
ENGINE/GASKETS
EXHAUST
DRIVE LINE HANDLING
ELECTRICAL
WATERLINE /BILGE
STEERING & CONTROLS
BODY
ACCESSORIES
HARDWARE
CHEMICAL
FREESTYLE & BOOSXR
FOUR STROKE

1987-2006 YAMAHA WATERCRAFT

Model	Year	Engine cc	Orig. Impeller	Pump Diameter	Stock Engine	Limited Engine	Modified Engine
VX110	06-07	1052	N/A	155mm	YH-CD-1824	YH-CD-1824	
FX Cruiser	03-04	998	N/A	155mm	YF-CD-1218	YF-CD-1319	YF-CD-1319
FX Cruiser H.O.	04-06	1052	N/A	155mm	YG-DF-1420	YG-DF-1420	
FX-140	02-04	998	N/A	155mm	YF-CD-1218	YF-CD-1319	YF-CD-1319
FX-140 H.O.	04-06	1052	N/A	155mm	YG-DF-1420	YG-DF-1420	
SUV 1200	99-04	1131	15.2	155mm	YF-CD-1218	YF-CD-1218	
XLT 1200	01-04	1176	15.6	155mm	YF-CD-1218	YF-CD-1319	YF-CD-1420
XL 1200 Ltd.	99-00	1176	15.2	155mm	YF-CD-1218	YF-CD-1319	YF-CD-1420
XL 1200	98	1176	13/19	155mm	YD-CD-1218	YD-CD-1218	YD-CD-1319
XLT 800	02-04	784	13.4	155mm	YF-CD-1114	YF-CD-1114	
XL 800	00-01	784	13.4	155mm	YF-CD-1114	YF-CD-1114	
GP 1300R	05-06	1296	16.3	155mm	YG-DF-1420	YG-DF-1420	
GP 1300R	03-04	1296	16.3	155mm	YF-CD-1319	YF-CD-1319	YF-CD-1420
GP 1200R	00-02	1176	15.6	155mm	YF-CD-1319	YF-CD-1319	YF-CD-1420
GP 1200	97-99	1131	16.5/19, 15.2	155mm	YD-SC-XO or YD-CD-1319	YD-SC-XO or YD-CD-1319	YD-CD-1420
GP 800R	01-04	784	13.2	144mm	YF-CD-1114	YF-CD-1114	
GP 800	98-00	784	15/21, 17.1	144mm	YB-CD-1418 or XO	YB-CD-1519 or XO	YB-CD-1619 or XI
GP 760	97-00	754	17/20	155mm	YB-CD-1317 or X	YB-CD-1418 or XO	YB-CD-1519 or XI
Raider 1100	95-96	1100	16/19	144mm	YD-CD-1218	YD-CD-1218	YD-CD-1319
Raider 760	96	760	7/20	144mm	YB-SC-I	YB-SC-I	YB-SC-J
Raider 701	94-95	701	17/20	144mm	YB-CD-1317, J	YB-CD-1418 or K	YB-CD-1519 or K
	96-97	701	13/16 al	144mm	YB-CD-1317 or I	YB-CD-1317 or J	YB-CD-1418 or K
Raider DLX	95	701	17/20	144mm	YB-CD-1317 or J	YB-CD-1418	YB-CD-1519 or K
Venture 700	95-96	701	17/20	144mm	YB-CD-1317, J	YB-CD-1317, K	YB-CD-1418, K
Blaster	93-96	701	15/18	144mm	YB-CD-1317, I	YB-CD-1317 or J	YB-CD-1418 or K
Pro VXR	93-94	701	15/18	144mm	YB-CD-1317, I	YB-CD-1317 or J	YB-CD-1418 or K
Super Jet	94-06	701	13/16 al	144mm	YB-CD-1317, I	YB-CD-1317 or J	YB-CD-1418 or K
	90-93	650	14/19 al	144mm	YB-CS-I	YB-SC-J	YB-SC-K

YB CONCORD

YB SUPER CAMBER

YF CONCORD

YD CONCORD

YB X-PROP

PITCH	PART NUMBER
13/17	YB-CD-1317
14/18	YB-CD-1418
15/19	YB-CD-1519
16/20	YB-CD-1620

PITCH	PART NUMBER
14.5/18	YB-SC-I
14.7/18.5	YB-SC-J
15/19	YB-SC-K

PITCH	PART NUMBER
11/14	YF-CD-1114
12/18	YF-CD-1218
13/19	YF-CD-1319
14/20	YF-CD-1420

PITCH	PART NUMBER
12/18	YD-CD-1218
13/19	YD-CD-1319
14/20	YD-CD-1420

PITCH	PART NUMBER
15/18	YB-SC-X
16/19	YB-SC-XI

YD SUPER CAMBER

YH CONCORD

YG DYNAFLY

PITCH	PART NUMBER
16/19	YD-SC-XO

PITCH	PART NUMBER
18/24	YH-CD-1824

PITCH	PART NUMBER
14/20	YG-DF-1420

1988-2006 SEA DOO WATERCRAFT

Model	Year	Engine cc	Orig. Impeller	Pump Diameter	Stock Engine	Limited Engine	Modified Engine
RXT	05-06	1494	n/a	159mm	SRX-CD-1318	SRX-CD-1419	SRX-CD-1520
RXP	04-06	1494	n/a	159mm	SRX-CD-1419	SRX-CD-1419	SRX-CD-1520
GTX 4-Tec Ltd SC	2004	1494	4-bi SS	155.8mm	SR-CD-1220	SR-CD-1321	SRX-CD-1321
GTX 4-Tec SC	03-04	1494	4-bi SS	155.8mm	SR-CD-1220	SR-CD-1220	SRX-CD-1321
GTX 4-Tec Wake	2004	1494	4-bi SS	155.8mm	SR-CD-1119	SR-CD-1220	SR-CD-1220
GTX 4-Tec	02-04	1494	4-bi SS	155.8mm	SR-CD-1119	SR-CD-1220	SR-CD-1220
RX-DI	01-03	951	14/21	155.5mm	ST-DF-1319	ST-CD-1520 or ST-DF-1319	ST-DF-1420 or ST-CD-1722
RX	00-02	951	14/21	155.5mm	ST-DF-1319	ST-CD-1520 or ST-DF-1319	ST-DF-1420 or ST-CD-1722
XP DI	03-04	951	14/21	155.5mm	ST-DF-1319	ST-CD-1520 or ST-DF-1319	ST-DF-1420 or ST-CD-1722
XP	00-02	951	14/21	155.5mm	ST-DF-1319	ST-CD-1620 or ST-DF-1319	ST-DF-1420 or ST-CD-1722
XP Ltd	98-99	951	13/21	155.5mm	ST-CD-1520	ST-CD-1520	ST-CD-1621
LRV/LRV DI	00-03	951	14/21	155.5mm	ST-CD-1419	ST-CD-1419	ST-DF-1520
GTX	00-03	951	14/21	155.5mm	ST-DF-1319	ST-CD-1520 or ST-DF-1319	ST-DF-1420 or ST-CD-1621
GTX DI	00-02	951	14/21	155.5mm	ST-DF-1319	ST-CD-1520 or ST-DF-1319	ST-DF-1420 or ST-CD-1621
GTX Ltd	98-99	951	13/21	155.5mm	ST-CD-1520	ST-CD-1520	ST-CD-1621
RXX	01-02	951		148mm	KG-CD-1521	KG-CD-1622	KG-CD-1622

SRX CONCORD

SR CONCORD

ST CONCORD

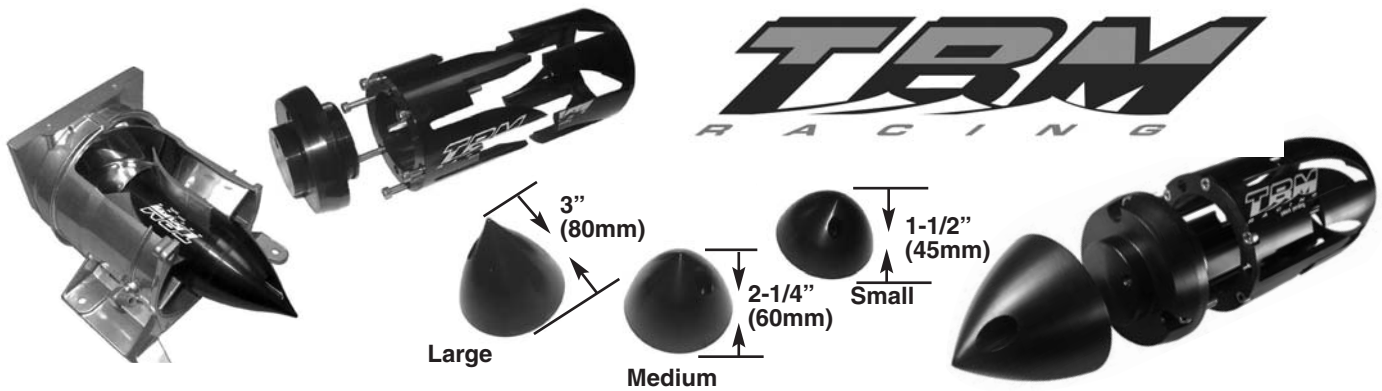
ST DYNAFLY

PITCH	PART NUMBER
13/18	SRX-CD-1318
14/19	SRX-CD-1419
15/20	SRX-CD-1520

PITCH	PART NUMBER
11/19	SR-CD-1119
12/20	SR-CD-1220
13/21	SR-CD-1321

PITCH	PART NUMBER
14/19	ST-CD-1419
15/20	ST-CD-1520
16/21	ST-CD-1621
17/22	ST-CD-1722

PITCH	PART NUMBER
12/18	ST-DF-1218
13/19	ST-DF-1319
14/20	ST-DF-1420



TBM RACING SUPER PUMP CONE "PRO" KAWASAKI 750/800

We have increased the hub diameter of the OEM pump, which creates an increase in pump pressure keeping the pump "loaded" in rough water conditions. The increased efficiency adds amazing acceleration, improved handling and top speed. The Super Pump Cone is designed to be used with the OEM, Solas Dynafly, or C-75 Skat-Trak impellers in standard, or a 5mm set back. Installation is as simple as changing an impeller and can be performed with standard tools. Fits '92-'07s Kawasaki 750/800 stand ups.

Included with our "Pro" kit is the Super Pump Cone insert, a tail cone base that seals the pump and three different length tail cone tips. The cone tips can be changed by simply removing one M6 bolt and replacing the tip with a different length to optimize your impeller and nozzle combination. The short cone works for Freestyle, Freeride and tight Closed Courses, while the medium and long tail cone works excellent for rough water hook up and amazing top speed.

Kawasaki	Part No.
Super Pump Cone (Kawasaki)	TBM120



TBM RACING YAMAHA SUPER PUMP CONE

Our Yamaha Super Pump Cone will transform your inefficient OEM pump into a high performance large diameter hub race pump. It is not necessary to run a large hub impeller, so there is no need to purchase a new impeller to benefit from our Yamaha Super Pump Cone. We have designed our Yamaha Super Pump Cone to accommodate any diameter hub impeller. An OEM, standard aftermarket, or C-75 Magnum impeller will work with this set up.

Three sizes of our interchangeable tail cone tips are included with this kit. Outstanding for racing, freestyle or freeride applications. The Yamaha Super Pump Cone will work on any year Yamaha Super Jet, Wave Blaster and any other Yamaha watercraft models that utilize a Yamaha 144mm pump housing.

Yamaha	Part No.
Super Pump Cone (Yamaha)	TBM120-YAM

SUPER PUMP CONE IMPELLER REFERENCE CHART FOR KAWASAKI 800 SX-R

Hot Products Set Back impellers are custom pitched to maximize performance and engine rpm for specific applications. These Solas Dynafly impellers are machined -5mm to set them closer to the pump vanes, which maximizes pump hook up. The impellers fit right into the stock SXR pump, with and without the TBM Super Pump Cone.

	Rider Weight 100-150 Lbs. (4.5-68 Kg)	Rider Weight 150-200 Lbs. (68-91 Kg)	Rider Weight 200-250 Lbs. (91-114 Kg)
Stock Class Impeller	SK4075SW0917 or KP-DF-1321SB*	SK4075SW0917 or KP-DF-1321SB*	SK4075SW0917 or KP-DF-1321SB*
Stock Class Nozzle	OEM 76mm	OEM 76mm	OEM 76mm
Stock Class Closed Course Tail Cone Tip	Medium or Large	Medium or Large	Small or Medium
Limited Class Impeller	SK4075SW1419 or KP-DF-1323SB*	SK4075SW1419 or KP-DF-1323SB*	SK4075SW1419 or KP-DF-1323SB*
Limited Class Nozzle	80mm	80.5mm	81mm
Limited Class Closed Course Tail Cone Tip	Medium or Large	Medium or Large	Small or Medium
Open Class Impeller	KP-DF-1424SB*	KP-DF-1424SB*	KP-DF-1424SB*
Open Class Nozzle	81.5 mm	82mm	82.5mm
Open Class Closed Course Tail Cone Tip	Medium or Large	Medium or Large	Small or Medium
Free Style Impeller Tail Cone Tip	KP-DF-1319B* Small	KP-DF-1319B* Small	KP-DF-1319B* Small

* Indicates Impros -5mm set back Solas Dynafly impeller

YAMAHA SUPERJET FREESTYLE IMPROS CUSTOM SOLAS SET BACK IMPELLERS

Hot Products Set Back custom pitched impellers are modified to maximize bottom end acceleration and hook up for your SuperJet. These Solas Concord impellers are set back -3mm and pitched to give your SJ explosive bottom end response, so you can get the most air out of your ski! These impellers work with the stock pump, with and without the TBM Super Pump Cone.

Description	Part No.
Stock/Ltd.13/15 Solas Concord -3mm	YBCD1315SB
Modified13/16 Solas Concord -3mm	YBCD1315SB

FUEL SYSTEMS
ENGINE/GASKETS
EXHAUST
DRIVE LINE HANDLING
ELECTRICAL
WATERLINE /BILGE
STEERING & CONTROLS
BODY
ACCESSORIES
HARDWARE
CHEMICAL
FREESTYLE & 800SXR
FOUR STROKE

FUEL SYSTEMS
ENGINE/GASKETS
EXHAUST
DRIVE LINE HANDLING
ELECTRICAL
WATERLINE/BILGE
STEERING & CONTROLS
BODY
ACCESSORIES
SERVICE TOOLS/HARDWARE
CHEMICAL
FREESTYLE & 800SXR
FOUR STROKE



ADJUST-A-THRUST

The only Automatic Transmission for PWC Jet Pumps
Maximize Your Performance



In low gear the shuttle lets a large volume of water be moved to accelerate the craft.

As speed and pump pressure increase, the shuttle is forced out into the exit nozzle, reducing its size and increasing water velocity. This increases top speed.



Sea Doo



Yamaha



Kawasaki



Skat Trak SK 27

Sea Doo	Part No.
XP LTD, GSX LTD, GTX LTD, RX	SEA 2
4 Tec NA/SC 01-04, RXP, RXT	SEA 4

Kawasaki	Part No.
1100 ZXI/STX, STXR, STX12F/15F	KAW 1
All 650-800, SXI, SXI Pro, SXR 800	KAW 3

Yamaha	Part No.
SJ 90-04, WR111 91-97, GP700	YAM 1
VXR/VXR Pro, Blaster, B2, All Raider	
GP1200 97-99, Venture 1100, XL1200 98-99	
GPR 1200 99-02, XLT 1200 99-92	YAM 2
FX140, GPR1300, GP760, GP800	

Skat Trak Magnum Pump	Part No.
Skat Trak, Yamaha, Polaris Octane	SKT1
Skat Trak, Kawasaki/Sea Doo (75mm hub)	SK27

WET WOLF FREESTYLE CONE



Freestyle cones are specially designed to maximize low end performance. The small design of the cone also lets the engine rev faster for a more powerful midrange hit. Perfect for Freestyle/Freeride, increases throttle response. CNC machined and Tuff-Coat anodized for superior corrosion resistance.

Yamaha	Part No.
A. Super Jet	FSYAM

Kawasaki	Part No.
B. 800 SXR, 750SX, SXI-Pro	FSKW3
C. Polaris Octane, Yamaha Magnum Pump	FSSKT1

Yamaha
144mm Pump
with
End Bolt



INTERCHANGEABLE PUMP CONE ROD FOR YAMAHA

Change the diameter of your exit nozzle with the Hot Products Pump Cone Rod. With one easy turn of a bolt you can adjust your exit nozzle diameter by interchanging the various rod sizes.

Yamaha	Part No.
Yamaha SJ, Wave Blaster, 701 Raider	54-3351



R&D RXP / RXT PRO-SERIES REDUCTION NOZZLE

Our Pro-Series Reduction Nozzle is ideal for tuning your Sea Doo pump combination to maximize performance. Nozzle exit diameter can be easily changed via interchangeable ring system. Looking for more RPM or acceleration power? Insert a larger diameter ring. Want more top speed? Install a smaller diameter ring. Nozzle includes three precision-machined stainless steel rings (81/82/83mm) in graduated sizes. Additional ring sizes available.

Description	Part No.
SD RXP	RS23050-N
SD RXT (05-06), GTX-SC Ltd.	RS23051-N



ADJUSTABLE EXIT NOZZLE AND NOZZLE RING KITS FOR SEA DOO 650/720/800

Our variety of interchangeable billet machined rings offer to find the maximum performance of the boat. Large ring for bottom-end acceleration and Small ring for top-end. Kit includes 83/85/87 mm rings.

Sea Doo	Part No.
Exit Nozzle with Billet Machined Nozzle Rings 83/85/87mm	54-3313



GTX 4-Tec



RXP

R&D 2.5 DEGREE PUMP WEDGE KIT FOR SEA DOO

R&D 2.5 degree Pump Nozzle Wedge Kit will inexpensively give 4tec better handling everywhere and provide a boost of 1 to 2m mph in top speed performance. This kit works with the OEM O.P.A.S. system.

Sea Doo	Part No.
02-03 GTX 4-Tec SC / 03-05 GTX 4-Tec NA	143-95002
2.5 Degree Pump Wedge/Cable Extension Kit	
RXP Pump Wedge/Adjustable Trim Rod/Cable Extender Kit	143-95003
RXT/(04-05) GTX 4-Tec (185 & 215 HP Motor) Pump Wedge/Cable Extender Kit	143-95004
RXP Holeshoot Rod for use with R&D Auto Trim Nozzle part # 163-21502	163-21503



GPR PERFORMANCE EXIT NOZZLE


The new R&D GPR 87mm 6 vein 5 degree Exit Nozzle is now available. The water straightening veins inside the nozzle drastically reduce cavitation and increase nozzle head pressure and velocity. The 5 degree positive angle lightens the nose and adds top speed over any other nozzle. Specifically designed to maximize performance with a 13-19 or 14-20 prop.

Description	Part No.
GP1200R/GP1300R Performance Exit Nozzle	162-13587



Yamaha

Sea Doo Pump Cone Spacer



R&D ANTI-CAVITATION CONE FOR YAMAHA & SEA DOO

The unique patent pending design balances the bowl pressure in the last stage of the pump to eliminate detectable cavitation. Improve bottom and punch midrange pull and overall performance.

Yamaha	Part No.
FX140 GP800R/GP1200R/GP1300R (all except 05)	162-12002
XL1200LTD, XLT800/1200	162-12003
H.O./2005 GP1300R, VX110	162-16000

Sea Doo	Part No.
GTX/RXT/RXP 185/215 HP (04-07)	163-95001
GTX 4-Tec/RXT Anti-Cavitation Pump Cone Spacer .200 (02-05)	163-95200
GTX 4-Tec RXT Anti-Cavitation Pump Cone Spacer .350 (02-05)	163-95350



RIVA RXP/RXT/GTX-SC BILLET PUMP WEDGE

2-Degree wedge trims up your pump nozzle raising the bow of your craft for less drag and more control.

Sea Doo	Part No.
RXP, RXT, GTX-SC 2-Degree Pump Wedge	RS23050
RXP VTS Extension Rod	RS23050-ER

FUEL SYSTEMS
ENGINE/GASKETS
EXHAUST
DRIVE LINE HANDLING
ELECTRICAL
WATERLINE /BILGE
STEERING & CONTROLS
BODY
ACCESSORIES
HARDWARE
CHEMICAL
FREESTYLE & BOOSXR
FOUR STROKE



113-95001
113-95002

Sea Doo RXP 215

Blow through low and high-speed turns with confidence and chew up rough water conditions with new found top speed averages. Quicker acceleration and straightline stability are also increased.

Sea Doo	Part No.
98-99 XP LTD/00-02 XP/00-02 RX/00-03 RX DI/ RXX/03+ XP DI	113-00003
*for use with stock ride plate.	
01 GTS/01-05 GTI/02-05 GTI LE/ 04 GTI LE RFI/04-05GTI RFI/04-05 3D	113-00003
*for use with stock ride plate.	
02-04 GTX 4-TEC ALL MODELS	113-95000
02-03 GTX/951 DI, RXT	
RXP 215	113-95001
RXP 215 PRO 2 AQUAVEIN & GIRDLE KIT	113-95002
RXP 215 GIRDLE KIT Only	123-10010
GTI 06-07	113-95003



112-70105

Super Jet Double Deep

Designed to work with the R&D Stuffer and aluminum pump shoe. See page #86 (#112-70203)

Yamaha	Part No.
GP1200 97-99, XL 700/760. XL 1200 98	112-12000
GP760/800 98-00	112-70301
XL1200 LTD/XL 800/SUV/XLT 800 & 1200	112-12001
GP1200R/GP 1300R all	112-12002
GP800R All	112-00800
FX140/FX H.O.	112-14000
VX110	112-00110



112-14000

Aquavein will significantly reduce cavitation, increase acceleration, add up to 1 mph on top end performance, and keep the H/O pump loaded and hooked up!

115-12002
115-12003



Honda

Aquavein Scoop Grate will reduce cavitation while increasing overall handling, straight-line stability and top speed performance. The R&D Aquavein will add 3 to 4 mph top speed average in choppy water conditions over the O.E.M. grate.

Honda	Part No.
R12X 1200 T2	115-12002
F12X 1200 T3	115-12003

Polaris	Part No.
All (Except 750/Hurricane)	114-65100
SL/SLT 50/Hurricane	114-75100

Sea Doo	Part No.
ALL Sp/SPX/SPI/GT/91-96 XP/94 XPI/ 92-95 GTX/92-00 GTS/96 GTI	113-00000
HX 95-97	113-72700
HX 95-97 PRO 2	113-72710
96-97 GSX/96-97 GTX/97 GSI/97-01 GS/ 97-01 GS/97-00 GTI/98-02 GTX RFI/99-00 GSX RFI	113-80400
97-99 GSX LTD/98-99 GTX LTD/ 00-02 GTX/00-01 GTX DI/00-01 LRV/02 LRV DI	113-80401
XP97	113-00001
98-99 XP LTD/00-02 XP/00-02 RX/ 00-03 RX DI/RXX/03+ XP DI	113-00002
*for use with R&D Ride Plate pt# 123-80620 (Aquavein has extended tabs that lock into the R&D Ride Plate to remove stress from stock inserts).	



112-70106

Super Jet Limited Race

Increased pickup area of the lowered rear chip. The lowered chip area also produces down force to the nose of the craft to reduce porpoising. The R&D Stuffer #112-70203 is also compatible with this design to add 1 1/2 to 2 mph additional speed.

Yamaha	Part No.
Super Jet	112-70102
Super Jet 96+ Double Deep PRO 2	112-70105
Super Jet 96+ Limited Race	112-70106
GP1200R (single bar)	112-12100
701 & 760 WaveRds/Rds Deluxe 701/Venture 95-96	112-70300
1100 WaveRdr/Venture, 97 760 Wave Venture, 98 Venture 701	112-11300



111-80001


Kawasaki 800SXR STEALTH

The new R&D SXR 800 Stealth Aquavein delivers the ultimate in performance with maximum hookup, unmatched high speed stability, increased cornering (lean in angle) capabilities, and improved off-throttle braking performance.

Kawasaki	Part No.
440/550 all years	111-55100
650 SX/X2	111-65100
750 SX/SXI	111-75101
750 SXI Pro 98-02	111-75102
750/900/1100ZXI (99 only STX/pre 00-1100 STX)	111-75500
Ultra 150 All	111-15000
1200 STXR /15F Pro 2	111-12100
*for use with R&D Ride Plate #121-12001	
15F/12F/STXR/STXR DI	111-15001
*for use with stock or R&D Ride Plate pt#121-15100	
800 SXR STEALTH series	111-80001

FUEL SYSTEMS
ENGINE/GASKETS
EXHAUST
DRIVE LINE HANDLING
ELECTRICAL
WATERLINE /BILGE
STEERING & CONTROLS
BODY
ACCESSORIES
SERVICE TOOLS /HARDWARE
CHEMICAL
FREESTYLE & 800SXR
FOUR STROKE


WORX RACING COMPONENTS



WR211
Sea Doo
XP 97-04, XPL, XPDI

The Work grate gives the pump excellent loading in all water conditions, it will not cost you speed in the calm and make a night and day difference in choppy to rough conditions.

Sea Doo	Part No.
HX, GTS 93-01, GTX 93-95, GTI 93-97	WR206
SP/SPI/xp 92-96/SPX 96-97	WR207
GS, GSI, GSX, GTI 97-01, GTX 96-97, GTX RFI	WR208
XP 97-04, XPL, XP DI	WR211



WR201
Yamaha 701

Improves hook-up and turning dramatically, it is a great rough water and surf riding intake grate because the pick-up area is wide and deep. It not only loads the pump, but it also allows you to ride hard up to a turn buoy. When you come off the throttle, the grate acts like a brake to slow you into a turn.

Yamaha	Part No.
701 Super Jet, W/Blaster I/II	WR201
701 Super Jet Pro Series (less aggressive than W201)	WR205
701 Super Jet Dominator Stuffer	WR205D
Raider 701/760, Venture 701, GP760/800	WR213



WR219
Kawasaki
STXR, 12F, 15F

The Worx intake grate gives a lot better hook-up in all conditions:

- No top speed loss
- Better pump loading in rough water
- Holds the boat on the water better, giving better control
- Better cornering as the Worx grate has two rails running the full length that hang down 12mm below the pump cavity and stop the boat sliding out

Kawasaki	Part No.
650 SX/X2	WR202
750 SX/SXI	WR203
750 SXI Pro	WR203D
440/550	WR204
All ZXI, STX 1100 98-99, STX 900 99	WR209
ULTRA 150, 130, DI	WR215

WORX RACING MAXILOADER



WR223
Sea Doo
RXP 04-06

These boats hook up pretty well in the calm but really benefit from our intake grate in choppy to rough water. The worx grate will not cost you any top speed in the calm but will give you heaps better hook-up and drive in the rough and around the track for closed course racing. Similar to the WR221, this grate also has two bars running the full length of the boat that hang down and stop the back of the boat from sliding out, the centre blade of the grate does most of the work in the straights and the side wings come into play in the corners to keep the pump fully loaded and driving.


Sea Doo	Part No.
GSX LTD, GTX 98-01, GTX DI 01, GTX LTD	WR212
RX, GTS 01, GTI 02-04	WR217
GTX 4Tec 02-05, GTX Supercharged 03-04,	WR221
RXT/RXP 04-06 GTI,	WR223
GTI SE 06	WR226



WR205
Yamaha
701 Super jet Pro Series

This is a similar grate to the WR 201, only it is less aggressive and gives 1-2 MPH higher top speed but does not have the same braking effect that some people prefer. If you want top speed and usually ride in calmer water, this is the one for you.

Yamaha	Part No.
GP/XL1200, Raider 1100, Venture 760/1100	WR214
XL1200LTD, XLT 01	WR216
GP1200R/GP800R 00-03, GP1300R 03-04	WR218
FX140, FXHO	WR224



WR225
Kawasaki
800 SXR Dominator

NEW

The "NEW" WORX WR225 intake grate has twin central pickup vanes as well as the proven WORX side wings. This grate also has a wider and deeper pickup area at the back. The combined effect is more efficient pump loading in all water conditions and better hook-up and drive out of turns.

Kawasaki	Part No.
1200 STXR 00-04, STX12F 03, STX15F 04	WR219
800SXR 03-05	WR222
800 SXR 03-05 Dominator	WR225

Polaris	Part No.
All (Except Hurricane/Genesis)	WR210
Octane 02-04	WR220

FUEL SYSTEMS	ENGINE/GASKETS	EXHAUST	DRIVE LINE HANDLING	ELECTRICAL	WATERLINE /BILGE	STEERING & CONTROLS	BODY	ACCESSORIES	SERVICE TOOLS /HARDWARE	CHEMICAL	FREESTYLE & 800SXR	FOUR STROKE
--------------	----------------	---------	---------------------	------------	------------------	---------------------	------	-------------	-------------------------	----------	--------------------	-------------

FUEL SYSTEMS
ENGINE/GASKETS
EXHAUST
DRIVE LINE HANDLING
ELECTRICAL
WATERLINE /BILGE
STEERING & CONTROLS
BODY
ACCESSORIES
SERVICE TOOLS /HARDWARE
CHEMICAL
FREESTYLE & 800SXR
FOUR STROKE



RIVA TOP LOADER INTAKE GRATE

Our top-loader intake grates for the RXP and GTX 4-TEC SC feature a unique tapered wing design that eliminates prop spin and cavitation while delivering enhanced acceleration and top-speed. Deep side rails improve stability and handling. Durable black race coating protects from corrosion. Race Legal.

Sea Doo	Part No.
RXP	RS22050
GTX 4-TEC. GTX 4-TEC SL RXT	RS22055

Yamaha	Part No.
FX140, FXHO	RY22325



SKAT TRAK PUMP SHOE FOR KAW 800SXR

Our New Kawasaki 800 SX-R Pump Shoe to allow greater hook up in cornering and maximize water flow into the inlet.

Kawasaki	Part No.
800SXR	PRKAW800PS



R&D PRO2 PUMP SHOE FOR SJ

The R&D Pro2 pump shoe is an all new cast aluminum design to replace the stock plastic unit which is prone to fail with a winged intake grate. The R&D shoe has a completely redesigned front entrance that feeds water into the pump more efficiently. Improves hookup, cornering, stability, rough water speed and overall handling.


Yamaha	Part No.
Super Jet 96+, R&D Pro 2 Pump Shoe	112-70104
Jet Dynamics Superjet 96+, OEM replacement Aluminum Pump Ring	JD #36



TBM RACING SUPER SCOOP™

It's designed to enhance the handling characteristics of the SX-R and correct its one inefficiency, which is keeping the pump hooked up in hard corners. The Super Scoop™ keeps the pump loaded when the ski is on edge as is the case in hard cornering. We also treat each intake with a corrosion resistant coating.

Kawasaki	Part No.
800 SXR Super Scoop	TBM100
Hydrospace	Part No.
Hydrospace Super Scoop	TBM100-HS



JET DYNAMICS SHAFT SHIELDING TOP LOADER (SST)

Kawasaki	Part No.
Ultra 150	Standard (#51) 54-6500



SCOOP GRATES FOR KAWASAKI 440/550

Hot Products offers two open style intake grates for Kawasaki 440/550. Both designed to reduce drag and turbulence as water enters the pump area. These grates also improve turning. Available standard and deep.

Sea Doo	Part No.
K440/550 Standard Polished	54-6030
K440/550 Deep Polished	54-6035



2006 WORLD FINALS • LAKE HAVASU, AZ
PHOTO COURTESY OF JIN OMURA



Yamaha R&D PUMP PLUG KIT

Pump stuffer kit stuffs up all those unwanted cavities in the pump shoe that aid in producing cavitation. Reducing cavitation equals greater performance.

Yamaha	Part No.
GP1200R, GP800R, GP1300R	162-00000
XL1200LTD, XLT800/1200	162-00001
FX140, FX140 H.O.	162-00002
VX110	162-00110
Kawasaki	Part No.
750/800 Stand-up	161-80000
Ultra 250	161-25000
Honda	Part No.
R12X 1200 T2	165-00002
R12X 1200 T3	165-00003



R&D HULL INSERTS KIT FOR GPR

These inserts are fixed together by an aluminum strap to insure they do not spin upon installation or removal of the ride plate or pump shoe. Simply silicone them in place and mount the ride plate or pump shoe.

Yamaha	Part No.
GP 1200R Ride Plate Insert	122-10000
GP 1200R Pump Shoe Insert	122-10010



REPLACEMENT HULL INSERTS

Replacement for damaged or missing hull inserts that hold ride plates and intake grates in place.

Description	Part No.
Repair Kit (4)	54-7900



DYNAMIC TABS FOR SUPER JET

These "Dynamic Tabs" will lower to stabilize your SuperJet. As the velocity decreases, this causes increased friction on the water. This results in better handling, and an increase in speed and performance.

Yamaha	Part No.
Super Jet 96+ Dynamic Tabs	05-004



TRIM TABS FOR SEA DOO

- No more porpoising.
- Super lightweight but durable.
- Slightly textured for optimum water flow.

Sea Doo	Part No.
XP 96, SPX 97	BH-901



WORX HULL EXTENSIONS

These hull extensions bolt right into factory mounting holes to effectively extend the working length of your boat by approximately 20%. The difference is very noticeable, you get on the plane quicker, no more porpoising in choppy water, your boat will run straight and true with no top speed loss.

Description	Part No.
XP (92-97), SPX (96-97)	WR304



MOTOINE RACING CARBON RIDE PLATE

Kawasaki	Part No.
800SXR	MR-SXR-002

FUEL SYSTEMS
ENGINE/GASKETS
EXHAUST
DRIVE LINE HANDLING
ELECTRICAL
WATERLINE /BILGE
STEERING & CONTROLS
BODY
ACCESSORIES /HARDWARE
CHEMICAL
FREESTYLE & BOOSXR
FOUR STROKE



122-70102

SUPERJET 96+ RUIS RIDE PLATE



121-80000

KAWASAKI 800SXR LIMITED RIDE PLATE

This Ride Plate features a redesigned bottom for improving straight line stability and superior cornering. The cast aluminum design offers a negative plain angle that lightens the nose for up to 1 mph speed gain.



122-13001

YAMAHA GP1200R/ GP1300R/GP800R RIDE PLATE TRIM PADS

The Ride Plate Trim Pad design will promote smoother and quicker planing under aggressive 0-30 mph acceleration, produce an overall more stable ride, and has proven to have better top speed averages!



122-13000

GP1300R RIDE PLATE

The plate mounting surface has been raised and re-angled, producing quicker and more stable planing from 0-30 mph and smoother cruising at 50-60 mph. There is also more positive straight line stability and better high speed cornering.

* Requires a slight and simple modification to the reduction nozzle.




121-80001

KAWASAKI 800SXR PRO SERIES RIDE PLATE

This Ride Plate has a lower planing surface and an improved rear contour shape, reduced porpoising, increased high speed stability, improved traction and cornering. It also integrates with aftermarket pumps and drop nozzle systems.

Yamaha	Part No.
Super Jet 90-95	122-70100
Super Jet 96+	122-70101
Super Jet 96+ Ruis Ride Plate	122-70102
GP 760/800/1200	122-12000
GP1200R/800R speed plate	122-12001
XLL 1200, XLT1200, XL800	122-12004
GP1300R speed plate	122-13000
GPR Ride Plate Trim Pad	122-13001
FX 140	122-14000
FX H.O.	122-16000

Sea Doo	Part No.
XP 800 97, XP-LTD 98+, RX, RXX	123-80620
3D Ride Plate	123-80621
580/650 X-Tender (except 3 seater)	123-00000
95 720/800 XP X-Tender Kit (with wings)	123-72600
96 800 XP/96-97SPX X-Tender Kit (with wings)	123-80600
96 800 XP/96-97 SPX X-Tender Plate	123-80610
95-96 720/800 XP Trim Wing (3 degrees only)	123-72621



123-80620

SEA DOO XPL/RX/RXX RIDE PLATE

This Ride Plate features a redesigned bottom for improved straight line stability and superior cornering. The negative plain angle lightens the nose for up to 1 MPH more speed.



121-15100
121-15011



KAWASAKI F15/F12 SPEED PLATE / OPTIONAL REVERSE GATE BRACKET

This Ride Plate improves handling and adds up to 3 mph on top end speed. Optional reverse gate hardware kit available.

Kawasaki	Part No.
750 SX/SXI 92-97 Pro Series Plate	121-75101
750/900/1100ZXI Pro Series Plate	121-75500
750SX Pro 98-02 Pro Series Plate	121-75102
800 SXR 03-07 LTD Series Plate	121-80000
800SXR Pro Series Superstock Plate	121-80001
1200 STXR/1100	121-12000
STX DI/1200 STXF (for use with stock grate)	
1200 STXR/1100 STX DI/	121-12001
1200 STXF (for use with R&D Aquavein #111-12100)	
F15/F12 Speed Plate (optional reverse gate bracket available)	121-15100
F15/F12 Reverse Gate Bracket Kit (for use with part #121-15100)	121-15011
Ultra 150, X-Tender Plate	121-15000

Polaris	Part No.
650/700/750/780SL	124-00100

FUEL SYSTEMS
ENGINE/GASKETS
EXHAUST
DRIVE LINE HANDLING
ELECTRICAL
WATERLINE /BILGE
STEERING & CONTROLS
BODY
ACCESSORIES
SERVICE TOOLS /HARDWARE
CHEMICAL
FREESTYLE & 800SXR
FOUR STROKE

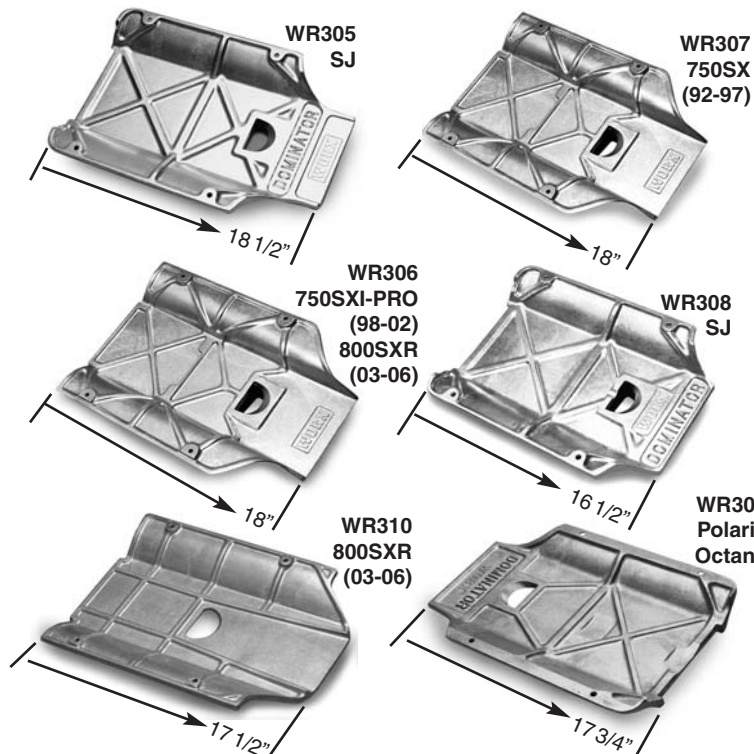
WORX DOMINATOR "D" CUT-OUT RIDE PLATES

Not just for looks! The "D" cut makes a big difference in the handling in several ways.

1. It helps to hold the boat flatter in rough water and under initial acceleration, as the bow lifts the "D" cut out bites into the water pulling the boat back down which let's the pump get better hook-up and drive.
2. When you are cornering hard the "D" cut out keeps the boat more stable by allowing water to travel over the top of the plate through the cut-out.

WORX Extended Length Ride Plates

Extended length ride plates hold the boat a lot flatter to the water and with the hard chine lines on the edges of the plate makes it a lot easier to carve those really tight turns while allowing more complete rider control.



Jet Dynamics

Yamaha	Jet Dynamics	Part No.
701 Super Jet Extra Long	(#DD-RP)	54-7462
Kawasaki		Part No.
650 X2	(#C-RP)	54-7472
750 SXI Pro/800SXR Extra Long	(#TT-RP)	54-7474
Ultra 150	(#U-RP)	54-7476

NEW



TBM RACING "SIGNATURE SERIES" SX-R RIDE PLATE

Slightly longer than stock, our plate eliminates porpoising without sacrificing turning prowess. We've gone to great lengths to make our plate ideal for the Novice Stock class racer to the Seasoned Pro, inspiring the confidence to carry more speed into and out of corners.

Kawasaki	Part No.
800SXR, Powder Coated - Race	TBM123
800 SXR, Without Powder Coat - Standard	TBM123-S

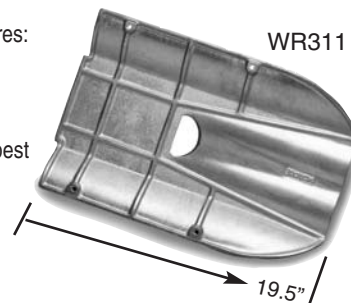
Hydrospace	Part No.
Hydrospace SX-R Ride Plate	TBM123-HS

WORX
RACING COMPONENTS

NEW DOUBLE CONCAVE DESIGN FOR THE KAWASAKI 800SXR

Combine all three features:

1. Wider rear section
2. Double concave
3. The "D" cut-out and you have the very best ride plate for your SX-R 800 through the longest turns.



Yamaha	Length	Part No.
Wave Blaster I (93-97) & II (96-97)	16 3/4"	WR301
Super Jet Dominator, Long	18 1/2"	WR305
Super Jet Free Style, Short	16 1/2"	WR308

Kawasaki	Part No.
750 SXI-Pro 98-02/800SXR 03-07	18" WR306
750 SX/SX 92-97 Extended	18" WR307
800SXR 03-07	17 1/2" WR310
800SXR 03-07 NEW! Double Concave	WR311

Polaris	Part No.
Octane 02-04	17 3/4" WR309

JET DYNAMICS CONCAVE RIDE PLATES U.S. PATENT NO. 335.484




54-7476 Ultra 150



54-7462 Yamaha Superjet

BLOWSION



BLOWSION CARBON RIDE PLATE KENNEY LIP RIPPER

Designed with feedback exclusively from Joe, Taylor Curtis and Clay Cullen this is quite simply the coolest ride plate for surf shredding available. Unique reverse "D" cutout generates wave carving turns to die for.

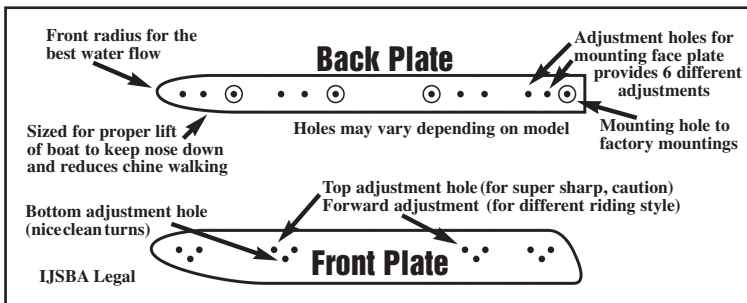
Yamaha	Part No.
SuperJet 96+	YASJC0699
Kawasaki 800 SXR	KASRC0699

FUEL SYSTEMS
ENGINE/GASKETS
EXHAUST
DRIVE LINE HANDLING
ELECTRICAL
WATERLINE/BILGE
STEERING & CONTROLS
BODY
ACCESSORIES/HARDWARE
SERVICE TOOLS
CHEMICAL
FREESTYLE & 800SXR
FOUR STROKE

EXCLUSIVELY FROM HOT PRODUCTS



- 6 Different Adjustable Positions
- Bolts into OEM Factory Sponson Mounting Holes
- No Drilling Required



WHAT WILL BEACH HOUSE SPONSORS DO FOR YOU AND YOUR PWC?

Beach House sponsors will give you and your PWC better straight-line tracking during higher speeds or when pulling towables. You will be able to lean into the turn for a safer, more natural ride instead of leaning out the opposite direction on the turn. On models that need it, they will provide a little extra lift in the rear of the hull which will help keep the nose down, thus less bouncing.

WHY FULLY ADJUSTABLE?

Because everyone rides different, weighs different and rides on different water conditions.

1 A.M. - 4 A.M.

Deeper much more aggressive, possible drag and more lift. (drag depends on model, weight, aftermarket parts added, etc.) For closed course riding and those who like to ride aggressively or when pulling towables.



5 A.M. - 6 A.M.

Higher out of water, less aggressive, less drag and less lift. Still providing better than stock performance for offshore riding or for fast straight lines.



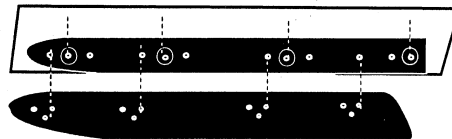
1 A.M. - 6 A.M. FRONT AND BACK HOLES

Every 1/4" can make a difference front to back. Forward gives a tighter turning radius for a more aggressive turn, once the turn is initiated it turn fast and immediately. The forward position also gives less lift to the back end of the boat putting less of the nose down into the water. Too far forward might be too grabby on sweeper turns. Once the turn is initiated it can be changed a little easier than if it were further forward. This position also gives more lift to the back end of the boat putting more of the nose in the water (too much lift can make the boat dive into the turn).

6 A.M. (Adjustable Mount) SPONSORS

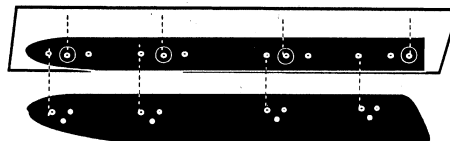
Most Aggressive Position

1 A.M.



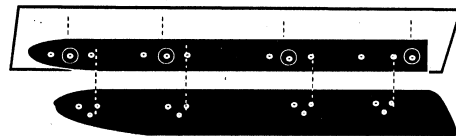
2nd Most Aggressive Position

2 A.M.



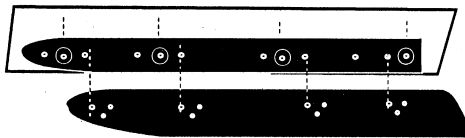
Overall Performance & Handling

3 A.M.



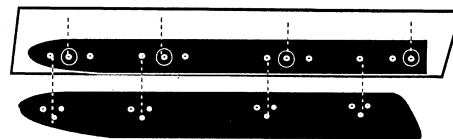
Overall Performance & Handling

4 A.M.



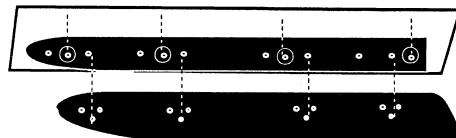
2nd Least Aggressive

5 A.M.




Least Aggressive


6 A.M.




Sea Doo	6 A.M. SPONSONS	Color
BH101-B	SPX 94-99, SP/SPI 93-98, XP 93-96	Black
BH102-B	GT/GTI 92-96, GTS 94-00, GTX 94-95	Black
BH102-W	GT/GTI 92-96, GTS 94-00, GTX 94-95	White
BH103-B	GSX All, GSXL/RFI 98-01, GSI 97-98, GS 97-01	Black
BH104-B	XP/XPL 97-02	Black
BH105-W	GTXL, GTX DI 01, GTX RFI 98-02, GTX 96-02 (not 4-Tec), GTI, GTI LE 97-01	White
BH106-B	RX, RX DI, RXX	Black
Yamaha	6 A.M. SPONSONS	Color
BH205-B	XLT1200L 01-early 02, XL/XLT 800 01-early 02	Black
BH206-B	GP800R 01-02, GP1200R 00-02	Black
Polaris	6 A.M. SPONSONS	Color
BH402-B	Pro785 99-01, SLX Pro 98/SL785 Pro 97, Pro1200 -01	Black



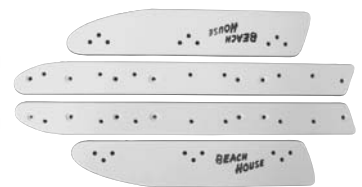
BH104-B



BH206-B



BH304-B




BH306-W




Kawasaki	6 A.M. SPONSONS	Color
BH301-W	STX750 97-98, XI 95-99, XIR 94-95, STS 96-97	White
BH302-B	ZXI 95-97, STX1100 97-99, STX750 99	Black
BH303-W	900STS 01-02, 900STX 97-00, 1100ZXI 98-02	White
BH304-B	Ultra150 99-02, Ultra130 DI 02	Black
BH305-W	STX900 01-02, STX1100 DI 00-02, 12F 03-06, 15F 03-06	White
BH306-W	STX-R 02-05	White
Tigershark	6 A.M. SPONSONS	Color
BH502-B	TS770R 99, TS100R 99	Black
BH502-W	TS770R 99, TS100R 99	White

BEACH HOUSE LARGE WASHER



Developed to assist in preventing cracking or sponson failure by distributing the extreme pressure to a larger surface area developed when cornering. The washers are compatible with all model sponsons made by Beachhouse and the other manufacturers.



Description	Part No.
Stainless Steel Large Washer (Sold individually)	NO1 * Sold Each. Thickness 1.5 mm

STIX BEACH HOUSE SPONSONS

Designed by racers and made for racing. Installation does not use the OEM mounting holes if applicable and requires drilling of new mounting holes.

SX203-B



Yamaha	Part No.
GP760/800/1200 97-00	SX202-W (White)
Pro Slalom Series With Short Face Plates*	SX202-B (Black)
These sponsons perform the best in smooth water conditions	
Super Jet	SX203-B



Drilling Required



SX301-B

Kawasaki	Part No.
750SX/SXI/SXI Pro (Race Legal)	SX301-B

FUEL SYSTEMS
ENGINE/GASKETS
EXHAUST
DRIVE LINE HANDLING
ELECTRICAL
WATERLINE /BILGE
STEERING & CONTROLS
BODY
ACCESSORIES /HARDWARE
CHEMICAL
FREESTYLE & BOOSXR
FOUR STROKE

FUEL SYSTEMS
ENGINE/GASKETS
EXHAUST
DRIVE LINE HANDLING
ELECTRICAL
WATERLINE /BILGE
STEERING & CONTROLS
BODY
ACCESSORIES
SERVICE TOOLS /HARDWARE
CHEMICAL
FREESTYLE & 800SXR
FOUR STROKE



R&D G-FORCE SPONSONS



2-position back plate (forward or backward) and 3-position (depth) sponson blade adjustability.

Sea Doo	Part No.
RXP/GTX-4TEC 03-04	123-95100
05 GTX, GTI/RXT/RXP 06	123-95101



2-position back plate (forward or backward) and 3-position (depth) sponson blade adjustability.
*(GP1300R 3-position and 6-position depth backplate)

Yamaha	Part No.
GP1200R, GP800R	122-12100
GPR1300R	122-13100
FX140/FX H.O.	122-00140



More predictable handling characteristics while retaining the benefits of the off-throttle O.P.A.S. system. Precision machined composite collars prevent the O.P.A.S. fins from dropping when the pump is out of the water in choppy conditions.

Sea Doo	Part No.
R&D GTX 4TEC O.P.A.S. Off shore Kit	123-95000
R&D GTX 4TEC/RXT O.P.A.S. Closed Course Kit	123-95001
RIVA RXT/GTX Competition O.P.A.S. Kit	RS-29055



Kawasaki	Part No.
1200 STXR/STX/STX DI	121-12100
F15/F12	121-21500



Kawasaki	Part No.
800SXR Rear Sponsons	121-00800



Honda	Part No.
R12X 1200 T2	125-21200
F12X 1200 T3	125-31200

WORX RACING COMPONENTS

Fitting WORX sponsons to your PWC is like fitting extra wide tires to your road car. Unbelievable cornering, better control in the rough and predictable inline tracking while towing wakeboards or waterskiers. WORX sponsons are easy to fit, look great and bolt right into stock mounting holes.

WORX SPONSONS



WR515



WR533



WR527



WR534

Sea Doo	Part No.	Yamaha	Part No.
GS, GSI, GSX, GSX LTD, GSX RFI	WR505	Wave Raider (all)	WR507
HX All	WR506	GP760/800/1200	WR511
SP 92-96, SPI, XP, SPX 96-97 Pro Race	WR510	Wave Venture 96-98, XL1200 98, XL700/760 98-03	WR514
XP 97-04, XP LTD, XP DI, 3D	WR515	XL1200 LTD 99-00, XL800 00-01	WR520
GTX 97-01, GTX LTD, GTX RFI, GTI 96-01	WR517	GP800R/GP1200R 00-04, GP1300R 03-04	WR522
GTX 93-95, GTS 96-01	WR518	XLT1200 01-03, XL800 02-03	WR524
ALL RX, RXX, RX DI	WR521	FX 140, FX 140 H.O., FX160, VX110	WR529
GTX 4Tec 02-04, GTX S/C 03-04, RXP 04	WR526	GP1300R 2005	WR533
GTX, RXP, RXT 05 More Aggressive	WR534		
Aggressive Spacer Kit for WR526, WR532	WR535S		
		Kawasaki	Part No.
		ZXI750/900/1100 (all)	WR508
		750/900STX 99, 1100STX 98-99	WR513
		ULTRA 150, 130 DI	WR519
		STX1100 00 & up	WR523
		1200STXR All	WR525
		STX900/1100DI, STX 12F/15F	WR527
		800 SXR All, 750SX, 750SXI, 750 SXI Pro	WR528
		Polaris	Part No.
		All except Hurricane SLX/Pro, Genesis, MSX	WR509
		All SLX 785 Pro	WR516
		Honda	Part No.
		R-12, R-12X	WR530
		F-12, F-12X, F-12 GP Scape	WR531



RIVA RACING SPONSONS



RY2601
Super Jet Rear

Yamaha **Part No.**
Super Jet Pro Series (Rear Sponsons) **RY2601**



RY2620-1
GP1200R

Yamaha **Part No.**
GP800R/GP1200R/GP1300R **RY2620-1**



Yamaha **Part No.**
FX140/FX140 H.O.
FX160/VX110 **RY2625**



Sea Doo **Part No.**
RXP/RXT/GTX **RS26050**



Kawasaki **Part No.**
STX-12-F/15F Pro Series **RK26085**



TBM 800 SXR REAR SPONSONS

TBM Racing SX-R 800 Rear Sponsons are the original sponsons used by Team Kawasaki for the 2003 World Finals and throughout the 2004 season.

Kawasaki **Part No.**
800 SXR **TBM101**

Hydrospace **Part No.**
Hydrospace Rear Sponsons **TBM101-HS**



RXP PRO-SERIES OPAS BLOCK-OFF KIT

Optimizes RXP's handling characteristics. Extensions fill voids dramatically improving handling and reducing porpoising. For competition use only.

Sea Doo **Part No.**
RXP **RS29950**



RXP/RXT/GTX-SC PERFORMANCE OPAS BLOCK-OFF KIT

Improves handling characteristics for competition use. Necessary to accommodate RIVA Rear Exhaust Kit.

Sea Doo **Part No.**
RXP/RXT/GTX-SC **RS29050-1**



TUBBIE SPONSONS

This Race Model Tubbie Two (Part # AWC0213) grips better in turning and is more stable in straight line high speed riding. The Rec/Freeride model (Part#AWC0212) is very stable, but has some nose wandering at mid throttle due to the curved chine riding back and forth on the bow wave. This is very beneficial in freeriding as the ski is able to be more forgiving and reacts better to a variety of directions and water flow angles.

Description **Part No.**
A. Tubbie 1 – Rec-Surf-Freeride-Freestyle **AWC0212**
B. Tubbie 2 – Race Model Only **AWC0213**
Tubbie 3 - Race Hybrid (SX-R/Hydrospace-Race) **AWC0214**

FUEL SYSTEMS	ENGINE/GASKETS	EXHAUST	DRIVE LINE HANDLING	ELECTRICAL	WATERLINE /BLIGE	STEERING & CONTROLS	BODY	ACCESSORIES /HARDWARE	SERVICE TOOLS	CHEMICAL	FREESTYLE & 800SXR	FOUR STROKE
--------------	----------------	---------	---------------------	------------	------------------	---------------------	------	-----------------------	---------------	----------	--------------------	-------------

DRIVELINE PARTS FOR SEA DOO



A.



B.

SEAL HOUSING CARRIER

Sea Doo	Part No.
A. 580/650 All OEM#272-000-024	003-115
B. 720/800 All OEM#272-000-012	003-116



SEA DOO DRIVESHAFT SEAL



PUMP HOUSING BEARINGS AND SEALS FOR SEA DOO

Sea Doo	Description	OEM No.	Part No.
All Models	PTO/Front Seal	293-200-025	009-730
All Models	Driveshaft/Rear Seal	293-200-012	009-730
580/650/720 All	All Seal Carrier Bearing	293-350-007	54-3135



C.




D.

SEAL CARRIER COMPLETE ASSEMBLIES

Comes with bearings and seals installed.

Sea Doo	Part No.
C. 560/650 All	003-115-01
D. 720/800 All	003-116-01



SEA DOO THRUST BEARINGS



PUMP HOUSING BEARINGS AND SEALS

Sea Doo	Description	OEM No.	Part No.
580/650/720/800	Pump Seal	293-200-025	009-730
580/650/720/800	Pump Shaft Needle Bearings	293-350-001	54-3130
580/650/951 (1997)	Thrust Bearings	293-350-002	54-3132
720/800/951 (98-01)	Thrust Bearings	293-350-019	010-228-02
951 Late	Thrust Bearings	213-350-022	010-228-03
580/650	Pump Seal & Bearings Repair Kit		003-640
720/800	Pump Seal & Bearings Repair Kit		003-641
580/650/720/800	Pump O-Ring	293-200-011	008-641
		293-200-013	008-642



SEA DOO COUPLER RETAINER

Hot Products precision machined thermal fit coupler retainer, holds coupler in casing and prevents shaft damage.

Sea Doo	Coupler	Part No.
HX 96+	Front	54-1152
XP 97	Front/Rear	54-1152



CARBONE RING

Sea Doo	Part No.
720 HX 95, All Models 96-97 OEM#272-000-042	003-110



THRU HULL REPAIR FITTING FOR SEA DOO IMPELLER SHAFT

Sea Doo	Part No.
All Models OEM#292-000-075	011-112



54-3140

REPLACEMENT PUMPSHAFT

Sea Doo	Description	Part No.
580/650/720/800	271-000-291	54-3140
951 97-98	271-000-886	003-108
951 99-01*	271-000-965	003-111



IMPELLER SHAFT THRUST WASHER

Sea Doo	Part No.
580/650/720 All OEM#293-350-003	003-099

*033-111 Length=5 3/4" Thread O.D.=11/16"
Uses Larger I.D. Thrust Washer
(010-228-03)



003-500



003-503



RIVA RXP/RXT SS REPLACEMENT WEAR RING

Replaces original plastic unit with easy press in installation. Durable stainless steel resists debris damage and saltwater corrosion

Sea Doo	Part No.
Replacement Wear Ring	RS33-159-SRX



PUMP WEAR RING WITH STAINLESS SLEEVE

Sea Doo	Part No.
2-Stroke before '98 (stainless liner)	003-504

REPLACEMENT PUMP WEAR RINGS FOR SEA DOO

Sea Doo	Part No.
580/650/720/800 Wear Ring	003-500
951	003-503
1998 Up including 4-Tech (Non-Supercharged)	003-501
4-Tech Supercharged 03-04	003-502



003-125-02



003-129

SEA DOO PTO ENDS

Sea Doo	Part No.
Lightweight 580/650/720	003-125-02
951	003-129



DRIVE SHAFT BUMPERS

Sea Doo	Part No.
560/650/720 All (sold in pairs)	003-350
OEM#292-000-019	



REPLACEMENT DRIVE SHAFTS FOR SEA DOO



003-152



003-154



003-159



003-163



003-168


Sea Doo	Year	OEM#	Part No.
580 GTS, SP, SPI, 720 GTI, GTS	96	272-000-073	003-154
720 GS	97-98	272-000-096	003-152
720 GSI	97	272-000-096	003-152
720 HX	95-97	272-000-009	003-163
720 SP	97	272-000-073	003-154
720 SPX	96	272-000-073	003-154
800 GSX	96-97	272-000-096	003-152
800 GSX (RFI)	99-01	272-000-096	003-152
800 SPX	97-99	272-000-096	003-152
800 XP	96	272-000-096	003-152
800 XP	97-98	272-000-009	003-163
951 GSX	98	272-000-151	003-159
951 GSX LTD	99	272-000-151	003-159
951 GTX LTD	98-99	272-000-160	003-168
951 GTX, GTX DI, LRV	00-01	272-000-160	003-168
951 RX, RX DI	00-01	272-000-151	003-159
951 XP	98-00	272-000-150s.s.	003-168

FUEL SYSTEMS
ENGINE/GASKETS
EXHAUST
DRIVE LINE HANDLING
ELECTRICAL
WATERLINE /BILGE
STEERING & CONTROLS
BODY
ACCESSORIES /HARDWARE
CHEMICAL
FREESTYLE & BOOSXR
FOUR STROKE

DRIVE LINE PARTS FOR YAMAHA



JET PUMP HOUSING WITH REPLACEMENT WEAR RING FOR YAMAHA



Yamaha	Part No.
650 Super Jet 90-93	003-507
650 VXR 91-95	003-507
701 Super Jet 95-01	003-507
701 Wave Blaster 93-96	003-507
650 Wave Runner 92-93, 96	003-506
701 Wave Runner III GP 94-95	003-506
701 Wave Raider 94-97	003-506
701 Wave Raider DX 95	003-506
701 Wave Runner III 97	003-506

Yamaha	Part No.
701 Wave Venture 95-96	003-506
760 GP 97-00	003-506
760 Wave Raider 96	003-506
800 GP 98-00	003-506
701 Wave Venture 98	003-505
701 Wave Venture XL 99-01	003-505
760 Wave Venture 97	003-505
1100 Wave Venture 96-97	003-505
1100 Wave Raider 95-96	003-505
1200 GP 97-99	003-505
1200 XL 98	003-505

Replacement Rings (sold each)	Part No.
Fits 003-506 and 003-507 (144mm)	003-521
Fits 003-505 (155mm)	003-520



003-250



003-251



DS# 61-5



DS# 60-3

YAMAHA COUPLER SHAFT

DRIVE COUPLER WRENCH

BILLET DRIVE COUPLER SET

Yamaha	Part No.
A. All Yamaha (except 63M/66E/66V) "Kawasaki Dampener Type"	54-1129
A. R&D Yamaha Coupler "Kawasaki Dampener Type"	612-70300
B. GP1200R, XLL1200	612-12000

Yamaha	Part No.
650 SJ, VXR 9109	003-250
701 Blaster 93-96, 650 WR III	003-250
701 SJ 95-03, 701 VXR 93-94	003-250
701 Venture 95-96, 98	003-251
701 XL 99, 01	003-251
760 Venture 97	003-251
760 XL 98-00	003-251

Yamaha	Part No.
144mm Pump	DS#60-3
155mm Pump	DS#61-5



REPLACEMENT DRIVE SHAFTS FOR YAMAHA



003-170



003-174



003-175



003-178

Yamaha	Year	OEM#	Part No.
650 SJ	90-93	6R7-45511-01-00	003-170
701 Raider/Wave Runner III	94-97	6R8-45511-00-00	003-174
701 SJ	95-01	6R7-45511-01-00	003-170
701 Wave Venture	95-96	6R8-45511-00-00	003-174
701 Wave Venture	98	65R-45511-00-00	003-175
701 XL	99-01	65R-45511-00-00	003-175
760 Wave Raider	96	6R8-45511-00-00	003-174
760 Wave Venture	97	65R-45511-00-00	003-175
760 XL	98-99	65R-45511-00-00	003-175
800 GP	01	66V-45511-00-00	003-178
800 XL	00-01	66V-45511-00-00	003-178
1200 GP	00-01	66V-45511-00-00	003-178
1200 SUV	99-01	66V-45511-00-00	003-178
1200 XL	99-00	66V-45511-00-00	003-178

SHAFT HOUSING BEARINGS AND SEALS FOR KAWASAKI



003-107




003-109



550SX, 650SX, 750SX, 900ZXI, 1100ZXI

REPLACEMENT PUMPSHAFT

Kawasaki	OEM No.	Part No.
All 650 (All except ZXI)	13107-3721	003-107
750/900/1100 ZXI	13107-3737	003-109



BILLET DRIVE COUPLER SET

Kawasaki	Part No.
A. 750SS 94-97, XI 93-97, ZXI 95-97, SXI 95-97, 800SXR	KA800DCS
B. TBM 800SXR Light Weight	TBM103

SHAFT HOUSE BEARINGS AND SEALS FOR KAWASAKI

Kawasaki	Description	OEM No.	Part No.
440/550-90	Driveshaft Seal (4pcs/pk)	92050-501	54-3203
440/550-90	Driveshaft Bearings		54-3103
440/550-90	Driveshaft Seal & Bearings Repair Kit		54-3003
550SX 91-95	Driveshaft Seal		54-3227
650/750/900/1100 All			
550SX 91-95	Driveshaft Bearings		54-3127
650/750/900/1100 All			
550SX 91-95	Driveshaft Seal & Bearings Repair Kit		54-3027
650/750/900/1100 All			
440	Pump Seal Kit	92050-502/503	54-9203
750/800	Jet Pump Repair Kit		54-8000



DRIVE SHAFT BEARING HOUSING

Kawasaki	Part No.
550SX 91-95	003-405
650/750/900/1100/ All	



003-161-01



003-161-02

WSM OEM REPLACEMENT DRIVE SHAFTS FOR KAWASAKI PWC



Kawasaki	Year	OEM#	Part No.
750 SS	96-97	39159-3717	003-161-01
750 SSXI	93-97	39159-3717	003-161-01
750 ST	94-95	39159-3717	003-161-01
750 STS	95-97	39159-3717	003-161-01
750 STX	98	39159-3717	003-161-01
750 XI	98-99	39159-3717	003-161-01
900 STS	01	39159-3732	003-161-02
900 STX	99-01	39159-3732	003-161-02
1100 STX	97-01	39159-3732	003-161-02

FUEL SYSTEMS
ENGINE/GASKETS
EXHAUST
DRIVE LINE HANDLING
ELECTRICAL
WATERLINE /BILGE
STEERING & CONTROLS
BODY
ACCESSORIES
/HARDWARE
CHEMICAL
FREESTYLE & 800SXR
FOUR STROKE

MSDTM POWERSPORTS



MULTI-CHANNEL RACING IGNITION SYSTEMS

Precise ignition timing is essential to produce maximum horsepower. However, one timing setting is not ideal for an engine's entire rpm range. The dynamics of air and fuel flow into the engine as well as the speed that the piston travels through the combustion stroke all affect the ideal timing setting. Fortunately, the Programmable MSD Ignition lets you tune in a custom timing curve to match your engine's requirements.

There are three settings that you program to create a timing curve. First you set where you want the initial timing, or idle timing. Next you set the rpm

point to begin the curve, followed by the amount you want it to retard (up to 30°) through the high rpm limit. All the adjustments are made with dip switches built into the ignition.

This Ignition delivers a powerful capacitive discharge spark from idle to top end. This improved output results in complete combustion for performance through the entire rpm range of your engine.

Kit Part No.	Description	Ignition Unit	Trigger Plates	Trigger(s)	Coil (w/Bracket)	Wire Set	Flywheel/Magnet Wheels
42450	Sea Doo 800 Total Loss	42351	43281	(2) 4316	(2) 42921	31009	*43232
42460	Sea Doo 951 Total Loss	42351	43283	(2) 4316	(2) 42921	31009	*43232
42380	Yamaha 650/701/760 Total Loss	42351	4311	(2) 4316	(2) 42921	31009	43032
42410	Yamaha 800	42351	43114	(2) 43161	(2) 42921	31009	43035
42350	Yamaha 1200 Powervalve	42351	43115	(3) 43161	(3) 42921	31039	43035
42370	Kawasaki 650/750 Total Loss	42351	43122	(2) 4316	(2) 42921	31009	43022
42351	Multi Channel Ignition Unit Only (Replacement Ignition Unit)						

* Magnet Wheel Only. Utilize OEM Flywheel.

1-REV CONTROL

The MSD's adjustable rev limiter allows you to program an rpm limit that the engine will not rev past. This is a great feature that will save your engine from over rev damage caused by parts failure or if the craft's drive mechanism comes out of the water. When your limit is reached, the ignitions adjusts the spark output quickly to stay below the rpm. This produces a smooth rev limiting action.

2-HOLESHOT

Thanks to the rev limiting circuit of the Ignition, MSD engineers developed a feature that will give you great holeshots. By installing a handlebar operated switch, you can activate a lower rpm limit that will hold an engine under 3,000 rpm. This way you can hold the throttle wide open and concentrate on the rubberband snapping. When it does, you release the button, the engine revs to full power and you launch out in front! (See page 95. Hole shot control switch)

3-EASY STARTS

When you increase the compression ratio of your engine, it also puts more presume on your starter to crank the engine over. The MSD Programmable Ignition has two features that can help ease cranking pressure and improve the start up of our watercraft.

Retard: When activated, this feature retards the timing 20° to ease cranking. When the engine starts, the timing returns to the initial setting.

Delay for Electric Starters: When activated, this mode will not produce a spark for the first several rotations of the engine. This helps build momentum in the engine, resulting in easier starting.



One of the advantages of the MSD Multi-Channel Ignition system is the individual trigger pickups for each cylinder. This way you can make up for the variations in fuel flow dynamics to each cylinder, exhaust characteristics or carb synchronization by altering the timing of each cylinder,

MSD TRIGGER PICKUP PLATE

Description	Part No.
Sea Doo 800	43281
Sea Doo 951	43283
Sea Doo 800/951 Magnet Ring	43232
Yamaha 650/701/760	4311
Yamaha 800	43114
Yamaha 1200 Powervalve	43115
Kawasaki 650/750	43122



LAB17344

4309
0.375" diameter
0.125" thick

MSD TOTAL LOSS PICK UP

Description	Part No.
Pick Up Total Loss Universal	4316
Pick Up Yamaha 800/1100/1200	43161
Pick Up Shim Kit	4318
Timing Tape, Sea Doo	LAB17344
Timing Tape, Yamaha 1200/800	LAB19722
Magnets, Round 2 pcs/set	4309



MSD COILS


Description	Part No.
A. Single Tower Pro Coil	42921
B. Stock Improved Coil for start-up	4294
C. Pro Coil Bracket, Hold up to 3 Pro Coils	00-00-3055



MOUNTING BRACKETS

Sturdy aluminum brackets with mounting holes for MSD Ignitions!

Description	Part No.
Kawasaki 750	4395
Yamaha 650/701	4396
Sea Doo	4397



HOLESHOT CONTROL SWITCH

This is a momentary push-button switch encased in a CNC machined aluminum housing that clamps around the handle bar. It comes with a 6-foot wire harness that should reach almost anywhere on your watercraft. Use this switch to activate any MSD feature.

Description	Part No.
Holeshot Control Switch	4372



8.5MM SUPER CONDUCTOR SPARK PLUG WIRE

Spark plug wires have two main objectives; transfer the spark energy and suppress the Electro Magnetic interference (EMI) that the spark voltage creates. The MSD 8.5mm Super conductor delivers the best of both worlds. MSD uses a special copper conductor keeping resistance under 50 ohms per foot! Even with this low resistance, the wire retains high EMI suppression capabilities. By wrapping the conductor tightly around a ferro-magnetic impregnated center core and EMI choke is created, keeping any interference inside the wire.

Description	Part No.
Two Cylinder Wire Set	31009
One Cylinder Wire Set	31019
Three Cylinder Wire Set	31039
Bulk Wire 25 feet - Red	34019
Bulk Wire 25 feet - Black	34013



MSD SPARK PLUG BOOT RETAINERS

There's no excuse for losing a race due to a plug wire popping off when you run MSD's Boot Retainers. These handy clamps are molded from heat resistant nylon material and will lock the boot to the spark plug.

Description	Part No.
A. Boot Retainer, 90° Spark Plug Boots & Terminal	3340
B. 90° Spark Plug Boots & Terminal Only (2 pcs.)	3311



DUAL WIRE SEPARATORS

These handy separators will secure two wires and keep them away from the exhaust or moving parts. Each wire can be moved easily and clipped right back in! Sold in a pack of 16.

Description	Part No.
Dual Wire Separator (pack of 16)	8841

MSD™ POWERSPORTS



4253

YAMAHA 650/701 ENHANCER

At lower rpm you'll notice incredible acceleration and throttle response due to advancing the timing. Then as the rpm increases, the timing is retarded to the factory setting to prevent detonation and engine damage. For racers, there is also a lower rpm limit that you can activate for quick and consistent holeshots. By activating a switch (see page 95) mounted on the handle bar the rpm will limit at approximately 3,000 rpm. The instant the button is released, the rpm revs up just as normal and you rocket off. Everything you need to install the Yamaha Enhancer is supplied along with factory connectors for a direct plug-in installation!

Description	Part No.
Yamaha 650/701	4253



4251

KAWASAKI 750 ENHANCER

There are two versions of the Kawasaki 750 Enhancer. Both models feature the increased spark energy you expect from MSD plus they have an adjustable rev limiter and holeshot rpm limit. The rev limit is adjusted with a potential on the back of the ignition housing. The holeshot feature lets you activate a lower rpm limit that is best to use for quick starts at the beginning of a race. Also, these ignitions can be connected to the factory overheat sensor. With this feature, if the water temperature gets too high, the Enhancer will limit the rpm to a safe value to avoid any engine damage. Note: Enhancer will not work on 1996Zxi.


Description	Part No.
Kawasaki 750 SS/XI/XIR	4250
Kawasaki 750 SX/SXI/95ZXI	4251

ENHANCER IGNITIONS

Each Enhancer is a direct plug in unit and is designed to fit in the stock location. The Enhancer Ignition gives the racer an edge due to the powerful spark energy and adjustable rev-limiter. The Enhancer Ignitions produce a much more powerful spark, as much as four times more spark energy, to insure complete combustion of the fuel mixture. This complete combustion results in improved performance including quick throttle response, improved pulling power and top end, plus will reduce spark plug fouling. Whether your watercraft is stock or if you've added other modifications such as a better flowing intake or exhaust modifications, the Enhance ignitions will improve the performance.



4255



42551

SEA-DOO 800 ENHANCER

The Enhance Ignition for the Sea Doo® 800 (also the '95, '96, XP and GSX) uses a high speed RISC microprocessor to control all of the timer and rev limiter functions. This opens the door for programming, giving you the ability to set two rev limits and a timing curve through a series of dip switches built into the Enhancer. Being able to control the ignition curve lets you match the timing specifically to your engine and its modifications. The Digital Enhancer produces a series of sparks through 3,000 rpm rather than just a single spark. This feature delivers incredible throttle response, acceleration and keeps the idle clean and smooth. Note: This modification will eliminate the factory DSS security system and the handlebar kill feature.

Description	Part No.
Sea Doo 800 '95-96	4255
Sea Doo 800 '97-98 SPX, GTX	42551
Harness Only	



TIMING ADVANCE PLATE

The timing advance plate is recommended for all Kawasaki 750 engines running the Enhancer Ignition. This plate advances the timing 7° for a boost in low to mid range performance. Note: If you are running excessive compression or low octane fuel it is recommended that you run the retard module listed. Must be used with PN 4251 on SXi, XiR, and ZXi.

Description	Part No.
Timing Advance Plate for Kawasaki	4332



ENHANCER RETARD MODULE

The Enhancer Retard Module is designed to retard the timing of the Enhancer Ignition by 5°. On racing and high performance engines with extremely high compression using the Enhancer and Timing Advance Plate, this module is recommended.

Description	Part No.
Enhancer Retard Module for Kawasaki	4331



42590



7550

PROGRAMMABLE PULSE WIDTH MODULATED WATER INJECTION

Stock and performance exhaust systems are designed for maximum power at a specific rpm. It's not really something you can change during a race, and we know that compromises power at other rpm. Racers don't like to compromise, so MSD offers a new Programmable Water Injection system so you can tune your exhaust to match any rpm!

By injecting water into the exhaust chamber at lower rpm, the density of the exhaust pulse is increased, which slows it down. This has the same effect as lengthening the chamber to increase low to mid-range torque and power! The Programmable Water Injection system uses MSD's Pro-Data+ Windows based software so you can easily program how much water and at what RPM it gets injected into the pipe. The programming features allow you to inject water from 0 to 100 percent anywhere from 500 rpm to 12,000 rpm.

The kit comes complete with spray nozzles, solenoid, heat resistant hose, programmable controller and software.

Description	Part No.
Programmable Water Injection Control System	42590
Water Injection Solenoid Only	4340
Hand held Programmer/Monitor	7550



MSD EXTERNAL STARTER RELAY

This 12 volt relay is a heavy duty unit designed to mount outside the electrical box. It's made with material that locks out moisture and chemicals. The large copper terminals assure good solid contact with your wiring. The stainless steel base plate allows the relay to be mounted in any position. Rated at 65 amps.

Description	Part No.
MSD External Starter Relay	4390



MSD TIMING LIGHT

MSD offers a heavy duty top quality timing light. This timing light is supplied in a heavy duty metal housing and features a high output Linear Xenon strobe with a focused fresnel lens that produces a light that's bright enough to use outdoors. It is equipped with a 6 foot lead and uses a metal inductive pickup that clamps to the spark plug wire.

Description	Part No.
MSD Timing Light	8990

Grey Deutsch



Weathertight

MSD WEATHERTIGHT & DEUTSCH CONNECTORS

Description	Part No.
Weathertight 6 pin connectors	8170
Weathertight 4 pin connectors	8171
Weathertight 3 pin connectors	8172
Weathertight 2 pin connectors	8173
Grey Deutsch 8 pin connectors	8185
Grey Deutsch 6 pin connectors	8180
Grey Deutsch 4 pin connectors	8181
Grey Deutsch 2 pin connectors	8183



PERMA-SEAL CONNECTION KIT

Maximum ignition reliability can only be obtained by using high quality connectors and the Perma-Seal Connector Kit fits the bill! The tin coated copper terminals prevent corrosion and increase the connector's strength. To seal the connection, each connector has a special heat shrinkable outer sleeve that bonds and seals to the wire when heat is applied to it.

Description	Part No.
MSD Perma-Seal Connector Kit	4377





PRO-CRIMP TOOL

To do a job right, it is important to have the right tools. If you custom build a lot of plug wires, the Pro-Crimp is the right tool for you! The Pro-Crimp features a hardened steel frame, molded hand grips and built-in ratchet action that is also adjustable. The tool is supplied with jaws to fit MSD's Super Conductor Spark Plug wires and can be removed to use additional jaws (not supplied) for crimping common wiring terminals.

Description	Part No.
MSD Pro-Crimp Tool	3505
Spark Plug Dies	3508
Amp Pins	3506
Amp Lug Dies	3507
Weathertight Dies	3509
Deutsch Terminal Dies	3510

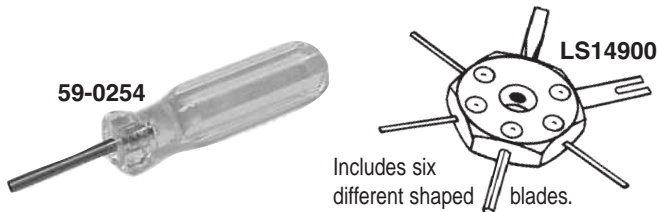
FUEL SYSTEMS
ENGINE/GASKETS
EXHAUST
DRIVE LINE HANDLING
ELECTRICAL
WATERLINE /BILGE
STEERING & CONTROLS
BODY
ACCESSORIES
SERVICE TOOLS
CHEMICAL
FREESTYLE & 800SXR
FOUR STROKE



HOT PRODUCTS WEATHER PACK CONNECTORS

Ideal for use in harsh environments. Positive snap-action locking. Secondary locking helps terminal retention and provides access to the terminals for service.

Description	Part No.
A. 2 Way Housing Kit	55-2060
B. 3 Way Housing Kit	55-2061
C. 4 Way Housing Kit	55-2062
D. Female Terminal Only 100 pcs/pk	55-2070
E. Male Terminal Only 100 pcs/pk	55-2071
F. Cavity Seals Only 100 pcs.	55-2072



TERMINAL DETENT TOOL

The hollow barrel allows you to depress the tab on the terminal end and to remove the wire from the connector without damaging its ends.

Description	Part No.
Terminal Detent Tool	59-0254
Terminal Removal Tool	LS14900



ADHESIVE LINED HEAT SHRINK BUTT CONNECTORS

Best used where moisture and corrosion is a problem. After crimping these terminals to wire, heat is applied enabling the adhesive within each shrunk tube terminal to melt and flow evenly to seal the connection against the harshest environment.

Description	Wire Range	Part No.
10pcs/pk Pink	22-18 (0.3-0.8mm)	55-2040
100pcs/pk Pink	22-18 (0.3-0.8mm)	55-2041
10pcs/pk Blue	16-14 (1-2mm)	55-2042
100pcs/pk Blue	16-14 (1-2mm)	55-2043



WATERPROOF TERMINAL KIT

Japanese OEM type connector Kit.

Description	Part No.
2-Pin Terminal Kit	55-2050
3-Pin Terminal Kit	55-2051
4-Pin Terminal Kit	55-2052



JAPANESE OEM TYPE WATERPROOF TERMINAL REPAIR KIT

Using the precision crimp tool provided, guess work is eliminated. Various pin sizes, connectors and waterproofing seals are provided for maximum flexibility in your electrical repair. Made in Japan.

Description	Part No.
Waterproof Terminal Kit	59-0601



JAPANESE OEM STYLE CONNECTOR

Description	Part No.
OEM Style Electric Connector Kit 5pcs/pk	55-2035
Dealer Kit 20pcs/pk	55-2037



IGNITION SYSTEM SPARK TESTER

This ignition system tester checks the integrity and strength of your system by gauging your systems spark.

Description	Part No.
Ignition System Spark Tester	59-0253



MICRO TOUCH MICROPROCESSOR BASED IGNITION CONTROLLERS FOR SEA DOO

Features Include:

- 25% More Spark Energy
- 4 Rev Limits from 7500 to 8250 RPM
- 4 Timing Curves
- Initial Timing Correction Adjustment
- 4 Timing Retard Rates
- On-board Output Water Injection Controller
- Compatible with OEM Throttle Position sensor

MICRO TOUCH REV-LIMITER FOR SEA DOO

Description	Part No.
ALL SEA DOO 89-91 16 Rev (6500-8900rpm)	MT-REV-SD89-91
580/650/720 92-97 8Rev (7250-8400rpm)	MT-REV-SD92-97
XP800 95 2Rev (7500&7900rpm)	MT-REV-SDRAVE95
785 RAVE 96 2Rev (7500&7900rpm)	MT-REV-SDRAVE96
785/951 RAVE 97-98 4Rev (7500&8250rpm)	MT-REV-SD97-98

Description	Part No.
785-951 RAVE w/Single Coil 96-98	MT-IGN-REV96-98
951 RAVE w/Twin Coil 99-02	MT-IGN-REV99-02



MT-16x2-2

MICRO TOUCH SINGLE OUTPUT WATER CONTROLLER FOR 2-CYLINDER WATERCRAFT

REGULAR UNIT

Features include:

- Adjustable Output for 1 Water Injection Solenoid — 16 **ON** Settings from 1,500 to 3,000 RPM; 16 **OFF** settings from 5,750 to 7,250 RPM.
- Senses Engine RPM from Spark Plug Wire

RACER UNIT

- CNC-Machined Billet Aluminum Case.
- Adjustable Output for 1 Water Injection Solenoid — 16 **ON** and **OFF** Settings Programmed to Customer Specifications.
- Senses Engine RPM from Digital Tach Output on OEM or MSD Ignition.
- Replaceable Microchip for Future Upgrades and Reconfiguration.

Description	Part No.
Regular Single Output Water Controller	MT-16x2-2



MT-DUAL-2

MICRO TOUCH DUAL OUTPUT WATER CONTROLLER FOR 2-CYLINDER WATERCRAFT

For injecting water into **pipe** and **waterbox** (or **stinger**) independently. Improve acceleration. Additional exhaust backpressure can increase top end power without sacrificing bottom end.

Features Include:

- Adjustable Output for 2 Water Injection Solenoid —
 - #1: 4 **ON** Settings from 1,500 to 3,000 RPM;
 - 16 **OFF** settings from 4,000 to 7,000 RPM.
 - #2: 4 **ON** Settings from 5,000 to 7,000 RPM, **OFF** at 10,000.
- Senses Engine RPM from Spark Plug Wire

Description	Part No.
Dual Output Water Controller	MT-DUAL-2

FUEL SYSTEMS	EXHAUST	DRIVE LINE HANDLING	ELECTRICAL	WATERLINE /BILGE	STEERING & CONTROLS	BODY	ACCESSORIES	SERVICE TOOLS /HARDWARE	CHEMICAL	FREESTYLE & 800SKR	FOUR STROKE
--------------	---------	---------------------	------------	------------------	---------------------	------	-------------	-------------------------	----------	--------------------	-------------

FUEL SYSTEMS
ENGINE/GASKETS
EXHAUST
DRIVE LINE HANDLING
ELECTRICAL
WATERLINE /BILGE
STEERING & CONTROLS
BODY
ACCESSORIES
SERVICE TOOLS /HARDWARE
CHEMICAL
FREESTYLE & 800SXR
FOUR STROKE



POWERSHOT ADJUSTABLE FUEL TUNER

R&D Performance Products, U.S.A. is proud to announce a new addition to their product line. The new R&D Powershot electronic fuel injection control unit and tuning module has been a much anticipated product and a first in the industry. R&D has been forging ahead with its four stroke development program, and with this new product release, take a radical step toward bringing the concept of electronic fuel injection and engine management tuning to the watercraft industry. The all new R&D Powershot fuel injection tuner will deliver increased horsepower, acceleration, and stronger mid-range performance by delivering a higher performing air to fuel ration (A.F.R.) to the engine. Many of today's high performance fuel injected four stroke muscle craft have a conservative A.R.R., which allows manufacturers to meet C.A.R.B.'s O.E.M emission standards and regulations. R&D Performance has tested, documented, and analyzed the O.E.M. fuel map or curve, on every current fuel injected four stroke watercraft. The pre-programmed and coded R&D Powershot fuel injection control module safely alters the O.E.M. fuel map to a higher performing and safer A.F.R. (richer). More horsepower, greater acceleration

and stronger mid-range are the result when the proper A.F.R. is achieved and is tuned for optimum performance. The R&D Powershot is pre-coded, pre-tuned, preset and ready to install easily in minutes with R&D's comprehensive installation and tuning instruction.

The R&D Powershot is fully adjustable on the fly (with the engine running, observed and tuned while riding), and will accommodate a wide range of adjustability to properly performance tune the A.F.R. for any combination of aftermarket parts, i.e. aftermarket supercharger modifications, camshafts or valve train modifications, head modifications, exhaust system modifications, and high compression piston kits. The R&D Powershot will add horsepower, reliability, and adjustability to any electronic fuel injected two or four stroke watercraft engine.

R&D has a Powershot unit for virtually every watercraft application! Available for all two and four stroke fuel injected Sea-Doo, Yamaha, Kawasaki and Honda Watercraft. The R&D Powershot is a must have part on supercharged Sea-Doo's using Vortech high boost compressor wheels, and Kawasaki 15Fs with offshore kits!

Description	Part No.
KAW 12F / 15F Powershot Adjustable Fuel Tuner	801-15000
KAW Ultra 250X / 250LX Powershot Adjustable Fuel Tuner	801-25000
YAM VX110 Powershot Adjustable Fuel Tuner	802-00110
YAM FX H.O. Powershot Adjustable Fuel Tuner	802-16000
YAM GP 1300R Powershot Adjustable Fuel Tuner	802-13001
S-D GTX / GTI 4-TEC N.A. Powershot Adjustable Fuel Tuner	803-95000
S-D GTX 4-TEC SC (185 HP) Powershot Adjustable Fuel Tuner	803-95001
S-D RXP / RXT / GTX 4-TEC (215 HP) Powershot Adjustable Fuel Tuner	803-95002
Honda F12X / R12X Powershot Adjustable Fuel Tuner	805-12000


R&D RACING SUPERCHARGER PULLEY WHEEL



The new R&D Racing Supercharger Pulley Wheel will deliver a noticeable and impressive boost in torque and overall horsepower. Designed and manufactured from high quality billet aluminum and precision hard anodized for superior belt wear resistance. The R&D Pulley is 3/4 lb lighter than the O.E.M. steel pulley, and delivers 2.5 to 3.5 lbs of additional boost pressure along with 30 plus well fed ponies. The holeshot acceleration is a solid 1.5-2 boat lengths over stock with a top speed gain of 1 to 2 mph over stock. Impressive results! The R&D Pulley comes completely assembled with a new high performance bearing, all necessary hardware and installation instructions.

R&D strongly recommends the use of the R&D Powershot Fuel Tuner and R&D High Output Fuel Injectors to increase fuel flow delivery when using the R&D Supercharger Wheel. Not using the recommended R&D Powershot and R&D High Output Fuel Injector Kit with the R&D Supercharger Wheel, can result in engine damage due to a lean air fuel ratio.

Description	Part No.
Ultra 250 Supercharger Pulley Wheel 1 to 1 (entry level)	611-25011
Ultra 250 Supercharger Pulley Wheel 1.05 to 1	611-25105
Ultra 250 Supercharger Pulley Wheel 1.1 to 1	611-25110



RIVA PRO-SERIES E.F.I. CONTROL UNIT

If you plan to modify your Yamaha GP1300R our Pro-Series EFI Control Unit is a must. This easy-to-use control unit plugs directly into the OEM wiring harness between the ignition and fuel injection system providing control of the engines fuel management system. Key benefits include:

- Allows addition of fuel required with engine modifications without upsetting stock fuel map.
- Integrated dials provide easy adjustment and fine-tuning of fuel delivery curve without external programming devices.
- LED lights indicate fuel delivery settings while tuning.
- Won't interfere with craft's stock sensors and inputs.

Yamaha	Part No.
Control Unit, EFI GP1300R (60T), Plug-in	RY11913



R&D ENGINE CONTROL UNIT

This bolt-on Engine Control Unit offers performance advantages that include boosted spark energy, higher rev limiter settings, and improved ignition timing. Ignition curves are pre-programmed and switch selectable.

Yamaha	Part No.
Super Jet Limited Engine Control Unit	802-00701

NEW

NEW PROGRAMMABLE IGNITION FOR 800 SX-R 800

Better performance and engine life on all racing engines, including stock racing engines.

This is a powerful tool that can yield great benefits for all engines including stock, limited, superstock and modified engines.

Igni-Power is a high power ignition for racing applications only, the ignition can be adjusted fully online with your PC at home or with your laptop directly on the water.

Upgrading to Igni-Power is very simple and is the kit is supplied with a complete set of instructions. The ignition is supplied with one modified engine ignition curve. The software for this ignition is supplied in english, german and french and USB cable is also included. Made in Austria.

Igni-Power is the used by the European Kawasaki Team.



Description	Part No.
Kawasaki 800 SXR Programmable Ignition	IGNI800SXR

JET CONNECTION TIMING ADVANCE PLATE



J315
Inside



J315
Outside



J305

JETINETICS CHARGING FLYWHEEL

Lightweight, high strength aluminum fly-wheels offer a dramatic increase in acceleration, throttle response and horsepower throughout the entire RPM range.

Every flywheel comes with precision engraved degree marks, allowing for simple and precise ignition timing adjustments.

This Timing Plate has the stock position, +2, +4 and +6 degrees


Kawasaki	Part No.
STX12F/15F	RTR-ADJ-KAW-15F
Ultra 250	RTR-ADJ-KAW-U250

Description	Part No.
Yamaha 701 (62T/64X)	J315
Kawasaki 750/800	J305

* For Sea Doo, Yamaha GPR Flywheel, See page 106. Rad Flywheel

FUEL SYSTEMS
ENGINE/GASKETS
EXHAUST
DRIVE LINE HANDLING
ELECTRICAL
WATERLINE /BILGE
STEERING & CONTROLS
BODY
ACCESSORIES
SERVICE TOOLS
HARDWARE
CHEMICAL
FREESTYLE & 800SXR
FOUR STROKE

FUEL SYSTEMS
ENGINE/GASKETS
EXHAUST
DRIVE LINE HANDLING
ELECTRICAL
WATERLINE /BILGE
STEERING & CONTROLS
BODY
ACCESSORIES
SERVICE TOOLS /HARDWARE
CHEMICAL
FREESTYLE & 800SX
FOUR STROKE



RAD PERFORMANCE CHARGE MASTER FLYWHEELS

Reduces flywheel weight by 40 to 60%. Greatly improves throttle response and top speed. Reliability is improved because less weight is on the end of your fragile crankshaft.

Sea Doo	Part No.
580/650/720	55-2691
Yamaha	Part No.
GP1200R/66T	55-2549

**For Yamaha SJ and Kawasaki 750/800 Flywheels see page 105*



FLYWHEEL PULLER

Sea Doo	Part No.	Yamaha	Part No.
800/951 38mm x 1.5	MP#42	580/650/Pre 94 701	DS#26
Kawasaki	Part No.	3 Hole Disc 8mm Bolts	
900/1100 35mm x 1.5	DS#29	701/760/800/1100/1200	DS#37
		3 Hole Disc 8mm Bolts	

MAGNETO FLYWHEEL PULLER

Sea Doo	Part No.	Kawasaki	Part No.
580/650/720	DS#34	300/440/550/650	DS#37
3 Hole Disc 8mm Bolts		750/800	MP#18
		Special 18mm x 1.5 Right Hand Bolt	

Polaris	Part No.
Polaris All & Universal	DS#37
Universal 12 Hole Disc 8mm Bolts	



SEA DOO FLYWHEEL NUT & WOODRUFF KEY

Sea Doo	OEM#	Part No.
Flywheel Nut Sea Doo All	420-842-230	010-480
Woodruff Key Sea Doo All	420-246-055	010-481

FLYWHEEL BOLTS & KEY


Kawasaki	OEM Number	Part No.
Flywheel Bolts	All Models 92150-381	010-491
Flywheel Key	All Models 92038-001	010-481-01
Yamaha	OEM Number	Part No.
Flywheel Bolts	All Models 90109-10M44-00	010-492
Flywheel Key	All Models 90280-16053-00	010-481-02



TBM RACING KAWASAKI SX-R 800 LIGHTWEIGHT FLYWHEEL

TBM's new flywheel is compatible with the stock ignition in 2004-2006 800 SX-R models and any aftermarket ignition system. 2003 SX-R's require the use of any aftermarket ignition system. The flywheel operates as a total loss system (does not recharge the battery). The flywheel has a weight savings of over 3lbs. vs the stock flywheel. I deal for racing, freestyle and freeride, the TBM flywheel will give you amazing throttle response and acceleration without jeopardizing reliability.

Description	Part No.
Kawasaki 800 SX-R Total Loss Flywheel	TBM124
Kawasaki Billet Flywheel Plug - Black	TBM111-B
Kawasaki Billet Flywheel Vent Plug - Clear	TBM111-C



FLYWHEEL COVER & HOUSING GASKETS, O-RINGS & OIL SEALS

Sea Doo	OEM#	Part No.
Flywheel Cover O-Rings		
580 (88-91)	290-950-130	6280
580/650/720 (92-98)	290-831-555	6278
800 (95-99)	420-950-360	6632
950 (98-99)	290-931-690	6795
Flywheel Housing Gaskets		
580/650/720	290-850-605	6130
800	290-931-470	6045

Yamaha	OEM#	Part No.
650/701/760	6M6-81365	2360
1100/1200	63M-81365	4505
1200XLL/GP1200R/1300R (Oil Seal)	93102-35M57	3710

Kawasaki	OEM#	Part No.
440/550 (O-Ring)	92055-521	008-417
650/750 (O-Ring)	92055-3712	008-418
Ultra 150	11060-3803	7790

R&D KAWASAKI 750 & SX-R 800 TIMING ADVANCE KIT



The R&D SX-R 800 Timing kit produces a substantial performance gain with the OEM ignition system. By relocating the pickup trigger on the ignition cover a full six degrees of ignition timing is available. Initial ignition timing from 0-2000 rpm boosted from 14 to 20 degrees, mid 3000-5000 rpm from 20 to 26 degrees and overall 6500 rpm + from 12 to 18 degrees.

Description	Part No.
R&D 750/800 Timing Advance Kit	441-75001
Replacement Timing Cover Gasket Only	8050



NEW MES AQUA TORQUE STARTERS AND STARTER DRIVES

MES "High Torque" models and OEM equivalent models.
All starters meet or exceed OEM specification.



S1090MHT
S1090M



S1091MHT
S1091M

*Complete as shown
with mounting bracket



S1096MHT-9
S1096M-9

*9 Tooth Bendix



S1098MHT
S1098M



S1102M

Sea Doo Model	OEM#	High Torque Starter	OEM Replacement Starter	Drive Gear Idle Gear
GT, SP, XP580 89-91	278-000-316	S1090MHT	S1090M	3275M/3276M
SP, SPL, SPX580 91-94	278-000-316	S1090MHT	S1090M	3275M/3276M
XP650 91-94(all)	278-000-316	S1090MHT	S1090M	3275M/3276M
580/650/720 94-00(all)	278-000-485	S1091MHT	S1091M	3275M/3276M
XP800 95, XP/GSX/GTX96	278-000-577	S1096MHT-9	S1096M-9	3275M/3276M
951(all)	278-000-98Z	S1098MHT	S1098M	3270M
4 Tec (4Stroke)	290-888-999		S1102M	Not Required
97-2003 GSX, SPX, GTX RFI, GSX RFI & 2003 GTI RFI	278-001-497/278-001-038 278-001-301	S1096MHT-8	S1096M-8	Not Required



S1095MHT
S1095M



S1099MHT
S1099M



S1103M



S1101M



S1097MHT

Yamaha	OEM#	High Torque Starter	OEM Replacement Starter	Drive Gear
500 88-89				3274M
650/701 (all)	6M6-81800-10-00	S1095MHT	S1095M	3270M
760	64X-81800-00-00	S1105MHT	S1105M	3270M
800/1100/1200 (all)	63M-81800-00-00	S1099MHT	S1099M	3270M
FX140 (4Stroke)	60E-81800-00-00		S1103M	Not Required

Honda	OEM#	High Torque Starter	OEM Replacement Starter	Drive Gear
F12/F12X 1200cc Aqua Trax	31200-HW1-671		S1101M	Not Required

Tigershark	OEM#	High Torque Starter	OEM Replacement Starter	Drive Gear
640/650/770/900/1000				
92-99 (all except 1100)	3008/093/327/536	S1097MHT		3270M



S1094MHT
S1094M



S1092MHT
S1092M



S1100M



S1093MHT
S1093M

Kawasaki	OEM#	High Torque Starter	OEM Replacement Starter	Drive Gear
440/550/550SX (all)	21163-3710	S1094MHT	S1094M	3273M
650/750/900/1100 (all)	21163-3712	S1092MHT	S1092M	3270M
ULTRA150, STX-R	21163-3715		S1100M	Not Required

Polaris	OEM#	High Torque Starter	OEM Replacement Starter	Drive Gear
650/750/785/900/1050 (all)	324-01100	S1093MHT	S1093M	3270M
All Late Model w/ext battery stud	406-0118	S1104MHT	S1104M	3270M



3270M
(19 tooth)



3273M
(9 tooth)



3274M
(11 tooth)



3275M
9 Tooth
(OEM 9 Tooth)



3276M
8 Tooth
(High Torque Unit)

Manufacturer's Warranty Policy: All MES products, when properly installed, are warranted by MES against defects in materials and workmanship for a period of one year from the date of sale to the original purchaser. For MES to accurately inspect defective items for warranty consideration, we ask that all returns reach our facility within the warranty period with an RA#, along with a copy of the original invoice and a brief explanation of the product's alleged malfunction.

Non-Covered Warranty Issues: Our warranty is limited to the replacement of defective units only and does not cover labor or any other expenses. This warranty extends to the application under normal use, and does not apply to any of the following: submersion, deliberate abuse, broken drive-gears, that are broken or tampered with during installation, or involved in attempted improper installations. Any tampering or dismantling, grinding, drilling, removing or addition of parts, or any action that alters the original design of the unit, will immediately render this warranty null and void.

FUEL SYSTEMS
ENGINE/GASKETS
EXHAUST
DRIVE LINE HANDLING
ELECTRICAL
WATERLINE /BILGE
STEERING & CONTROLS
BODY
ACCESSORIES
SERVICE TOOLS /HARDWARE
CHEMICAL
FREESTYLE & 800SKR
FOUR STROKE



OEM REPLACEMENT COILS



STATOR COILS / CHARGE COILS

Sea Doo (Generating Coil)	OEM No.	Part No.
580 1988-90	290-866-635	004-170
580 GT 1990-91, XP/SP 1991	299-866-635	004-170
650 XP 1993-95	410-912-000	004-170

Yamaha	OEM No.	Part No.
All 650 1990-95	6M6-85520-00	004-155
All 701 1993-95	6M6-05S20-00	004-155
Wave Raider	62T-85520-00	004-148

Kawasaki (Individual Coil For Stator Assy)	OEM No.	Part No.
440 1984-92	59031-3002	004-161
550 1982-95	59031-3002	004-161
All 650 1986-95	21003-3707/12/16	004-165



STATOR COILS / EXCITER COILS

Kawasaki	OEM No.	Part No.
440 1984-92	21049-3007	004-162
550 1982-95	21049-3007	004-162
All 650 1986-95	21003-3719	004-166



STATOR COILS / LIGHTING COILS

Yamaha	OEM No.	Part No.
Wave Jammer 500 1987-90	6K8-0103-40	004-152
Wave Runner 500 1987-93	6K8-0103-40	004-152
All 650 1990-96	6M6-85533-00	004-156
All 701 1993-95 except Raider	6K8-8103-40	004-156
Wave Raider	62T-85533-00	004-147



STATOR COILS / PULSING COILS

Yamaha	OEM No.	Part No.
Wave Jammer 500 1987-88	6GO-85580-70	004-154
Wave Runner 500 1987-89	6GO-85580-70	004-154
SJ/WR/WRA 650 1990-93	6M6-85580-00	004-153
WRB 650VXR 1991-95	6M6-85580-00	004-153
WB701 1993	6M6-85580-00	004-153
WRB Pro VXR 701 1993	6M6-85580-00	004-153

Kawasaki	OEM No.	Part No.
440 1984-92	59026-3008	004-163
550 1982-95	59026-3008	004-163



IGNITION COILS OEM Replacement

Sea Doo	OEM No.	Part No.
580GT 1988-91	290-866-607	004-175

Yamaha	OEM No.	Part No.
Wave Jammer 500 1987-90	6K8-85570-010	004-150
Wave Runner 500 1987-93	6K8-85570-010	004-150
SJ650 1990-93	6R8-85570-00	004-157
WR650/III/LXR 1990-95	6R8-85570-00	004-157
FX/SJ/WB/WR/WV701 1994-95	6R8-85570-00	004-157
1100 All	63M-85570-00	004-193

Kawasaki	OEM No.	Part No.
750SX 92-94, SXI 95	21121-3705	004-157
900/1100 All	21121-3708/9/10	004-192



PET-2100DX TACHOMETERS

This measures engine rpm, maximum rpm, total cumulative operating time, resetable cumulative operating time. This has a dual display system for either current rpm alone or current & maximum rpm, and also has two maximum rpm memories for comparison. 2 stroke 1-4 cylinder. Made in Japan.

Description	Part No.
PET-2100DX Tachometer	PET-2100DX



WATERPROOF DELUXE TACHOMETER

Features include: Tachometer with RPM memory, Hour meter, Stopwatch with 10-data memory, clock, Power save off switch, and over-run (red line) alarm, For 2 or 3 cylinder.

Description	Part No.
PET-2500 Deluxe Tachometer	PET-2500



TINY TACH

Hourmeter and Tachometer powered by internal battery. Sealed for moisture resistance.

Description	Part No.
Digital Tiny Tach (2-Cylinder)	59-0550
Digital Tiny Tach (3-Cylinder)*	59-0552

*Resetable hourmeter

HOT TACH RACEPAK



HOT TACH is used to determine peak operation temperatures and engine RPM, then you are able to adjust your engine and/or jet drive accordingly. You can record and reply the data from up to a 6 minute lap/run or simply press a button to display peak reading during any run.

Features:

- Comes with a remote switch to change modes without removing your hands from handlebars.
- Alarm mode when user programmable maximum limits for each channel are exceeded. A red light will flash. The feature helps avoid a meltdown from excessive heat.
- Displays (one at a time): Engine RPM, temperatures #1, temperatures #2, maximum temperature (hotter of 1 or 2).

Hot Tach Race Pack Kit	Part No.
Hot Tach Racepack for 2 or 3 Cylinder	59-0247

Parts	Part No.
EGT Probe Only for 2 Cylinder (1 piece)	59-0245-EGT
Water Temperature Probe Only	59-0245-WTR
EGT Probe Only for 3 Cylinder (2 to 1)	59-0247-EGT
Harness Only	400-CA-HARNESS

*In order to replace all EGT for 3 Cylinder, you must order both 59-0245-EGT & 59-0247-EGT

HOUR/TACH METER



Has same features as hour meter plus tachometer feature. Works on any gas engine up to 2 cylinders and 9000 RPM.

- Firing pattern 1 spark = 1 RPM
- Resolution 10 RPMs
- Maximum RPMs 9000
- Suitable for all single and twin, two or four cycle gasoline engines operating within specified tachometer firing pattern.

Description	Part No.
Hour/Tach Meter	HR-8061

FUEL SYSTEMS
ENGINE/GASKETS
EXHAUST
DRIVE LINE HANDLING
ELECTRICAL
WATERLINE /BILGE
STEERING & CONTROLS
BODY
ACCESSORIES
SERVICE TOOLS /HARDWARE
CHEMICAL
FREESTYLE & 800SXR
FOUR STROKE



POWER SOURCE BATTERIES


Advanced sealed AGM construction. Maintenance-free design. No corrosion or grassing. Higher cold cranking amperage than conventional PWC batteries. Pre-charged at factory, no acid packs to mess with. Non-hazardous rated for transportation purposes.

Description	Reference No.	Part No.
12 Volt Battery	YB16CL-B	WP16CL-B
12 Volt Battery	YTX20L-BS	WPX20L-BS
12 Volt Battery	YB30CL-B	WP30CL-B

for Sea Doo 4 Stroke

Battery Size Chart

Part No.	Length	Width	Height
WP16CL-B	6-7/8"	4"	6-7/8"
WPX20L-BS	6-7/8"	3-7/16"	6-7/8"
WP30CL-B	6-5/8"	5-3/16"	7-9/16"



BATTERY QUICK DISCONNECT

Racers will appreciate this Quick Disconnect Battery Connector because it allows for easy removal of the battery. The connectors grip together to form a vibration proof connection but can easily be disconnected for quick removal for charging of the battery.

Description	Part No.
Battery Quick Disconnect	4376



JUMPER CABLES

8 feet long heavy duty 8 gauge copper jumper cables are big on charging power, yet stow conveniently in the 9 x 9 inch nylon bag.

Description	Part No.
Jumper Cables	59-0530



QUALITY BATTERY CONNECTION

Broken cable end, no problem. High quality replacement cable end, crimp on.


Descriptions	Part No.
Battery Cable Ends (2pcs/set)	55-2031



JET WORKS GEL-FILLED BATTERIES

Premature failures in conventional batteries are a direct result of vibration, constant use and neglect. Jet Works Gel-Filled batteries have been designed and tested to the extremes, making our batteries specially resistant to vibration and long term abuse.

Description	L	W	H	Part No.
Jet Works Gel-Filled Battery	7"	2-7/8"	6-1/2"	KB35



QUICK SNAPS

Battery cable Quick Snaps remove your battery in 10 seconds. Quick snaps are easy to install in any style watercraft or motorcycle battery. Once installed no tools are required for battery removal. Made of stainless steel.

Descriptions	Part No.
Quick Snap (2 pcs/set)	59-0527



BATTERY CABLE SETS

Complete high quality replacement cable sets.

Yamaha	Year	Part No.
WR 500	1987-95	55-3320
Kawasaki	Year	Part No.
650TS	1989-90	55-3314

**HOT PRODUCTS
EXCLUSIVE**

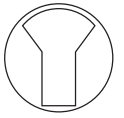


**3-WAY PANEL MOUNT
ROTARY SWITCHES**

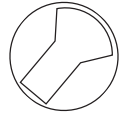
Connects to two electronic accessories for power control. Allows the operation of one or both accessories to run at the same time. Suggested uses: Second Bilge, Ignition, etc.



**Left Hand
On Position**
Use: Blue & Red Wires



**Center Off
Position**



**Right Hand
On Position**
Use: White & Red Wires

Description	Part No.
Panel Mount Switch 12V/5Amp	57-3020



SEA DOO STARTER SOLENOID

Sea Doo	Part No.
580 GT,SP,XP,GTS GTX 1990-93 OEM# 278-000-342	55-4050



**CPI WATERPROOF
SWITCH ONLY**

Sea Doo	Part No.
Replacement Safety Switch (Sea Doo & other manufacturers)	57-3011



JP7043 installed on handle bar



JP7043



JP7044

UNIVERSAL HANDLEBAR MOUNT SWITCH

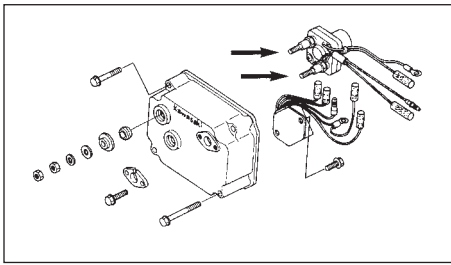
Mounts to handle bar or underside of most aftermarket throttle levers. Switch comes complete with 9 ft. of wire. 12 volts/6 amps push on/off.

Description	Part No.	Description	Part No.
Handlebar Mount Switch 12Volt/6Amp Push On/off Switch	JP7043	Handlebar Mount Switch 12Volt/15Amp 3 Way Rotary Switch	JP7044



PANEL MOUNT SWITCH GUARD

Description	Part No.
Switch Guard	FEN-JP001



**KAWASAKI BATTERY
SOLENOID POST**

Our solenoid post allows placement of corroded post without replacing the expensive solenoid on all Kawasaki Jet Ski with small electrical box.

Description	Part No.
Solenoid Post	55-3350



1 oz. Bottle

**CORROSION BLOCK
MULTI-PURPOSE GREASE**

Liquid grease is ideal for use in electrical applications requiring grease.

Description	Part No.
Corrosion Block Liquid 1oz. Bottle	CB-20001



**EPOXY LINED HEAT SHRINK
TUBING**

High performance epoxy lined 1/2" id heat shrink. Just splice your wires, heat until the epoxy liquifies and your worries of possible water damage/corrosion are over! Heat shrink tubing color is Black.

Description	Part No.
Epoxy Lined Heat Shrink Tubing (4' length, 1/2" ID)	55-2032

FUEL SYSTEMS	ENGINE/GASKETS	EXHAUST	DRIVE LINE HANDLING	ELECTRICAL	WATERLINE /BILGE	STEERING & CONTROLS	BODY	ACCESSORIES	SERVICE TOOLS /HARDWARE	CHEMICAL	FREESTYLE & 800SKR	FOUR STROKE
--------------	----------------	---------	---------------------	------------	------------------	---------------------	------	-------------	-------------------------	----------	--------------------	-------------

NGK SPARK PLUGS



STANDARD PLUGS

B7ES
B7HS
B8ES
B8HS
B9ES

Sold Pk/10



(Ceramic can be removed)

RESISTOR PLUGS

BPR7ES
BR7ES
BR7HS
BPR8ES
BPR9ES
BR8ES
BR8HS
BR9ES
BR9HS

Sold Pk/10



SOLID RESISTOR PLUGS

BR8ES-SOLID
BR8HS-SOLID
BR9ES-SOLID
BR8ES-11
(For Yam GPR)
CR9EB

Sold Pk/10



*Solid Terminal
(Non separable)*

*Solid Terminal Nut

YAMAHA

			YEAR	REG PLUG	IRIDIUM PLUG
1300	WaveRunner GP	GP1300	2004-2003	BR8ES-11*	---
1200	WaveRunner III GP	GP1200	1999-1997	BR8HS	BR8HIX
	WaveRunner III GP	GP1200R	2002-2000	BR8ES-11*	-----
	WaveRunner	SUV1200	2004-1999	BR8HS	BR8HIX
	WaveRunner	XA1200	1998	BR8ES	BR8EIX
	WaveRunner	XL1200	1998	BR8HS	BR8HIX
	WaveRunner	XL1200	2000-1999	BR8ES-11*	-----
	WaveRunner	XL1200	2004-2001	BR8ES-11*	-----
1100	FX160	FX160	2004	CR9EB*	-----
	WaveRider II	RA1100	1996-1995	BR8HS	BR8HIX
	WaveVenture	WV1100	1997-1996	BR8HS	BR8HIX
1000	WaveRunner	FX140	2004-2002	CR9EB*	-----
800	WaveRunner	GP800	2004-1998	BR8ES*	BR8EIX
	WaveRunner	XL800	2001-2000	BR8ES*	BR8EIX
	WaveRunner	XL1800	2004-2002	BR8ES*	BR8EIX
760	WaveRunner III GP	GP760	2000-1997	BR8HS	BR8HIX
	WaveRaider	RA760	1996	BR8HS	BR8HIX
	WaveBlaster II	WB760	1997-1996	BR8HS	BR8HIX
	WaveVenture	WV1760	1997	BR8HS	BR8HIX
	WaveRunner	XL760	1999-1998	BR8HS	BR8HIX
700	FX1	FX700	1996-1994	B8HS	BR8HIX
	WaveRaider	RA700	1996-1994	BR8HS	BR8HIX
	WaveRaider	RA700B	1997	B7HS	BR7HIX
	Wave Raider Deluxe	RA700B	1996	B8HS	BR8HIX
	SuperJet	SJ700	1996-1994	B8HS	BR8HIX
	SuperJet	SJ700	2001-1997	BR7HS	BR7HIX
	SuperJet	SJ700	2004-2002	BR8HS	BR8HIX
	WaveBlaster	WB700	1996-1993	BR8HS	BR8HIX
	WaveRunner III	WRA700	1997-1995	BR8HS	BR8HIX
	WaveRunner Pro VXR	WRB700	1994-1993	BR8HS	BR8HIX
	WaveVenture	WV1700	1998-1995	BR8HS	BR8HIX
	Wave Runner	XL700	2004-1990	BR8HS	BR8HIX
650	SuperJet	SJ650	1992-1990	B8HS	BR8HIX
	WaveRunner	WR650	1992-1990	B8HS	BR8HIX
	WaveRunner III	WRA650	1995-1991	BR8HS	BR8HIX
	WaveRunner VXR	WRB6	1995-1991	B8HS	BR8HIX
500	WaveJammer	WJ500	1990-1978	B7HS	BR7HIX
	WaveRunner	WR500	1993-1987	B7HS	BR7HIX

POLARIS

			YEAR	REG PLUG	IRIDIUM PLUG
	MX140		2004	PZFR6H	-----
1200	Genesis		2001-1999	BR9ES*	-----
	Genesis I		2002-1999	PGFR6H	-----
	Pro 1200		2002-2000	BPR8ES	-----
	SLX		2001-2000	BPR8ES	-----
	Virage TX		2001-2000	BR9ES*	BR9EIX
	Virage TXi		2002-2001	-----	-----
1050	SLX		1999	BPR8ES	-----
	SLTX		1999-1996	BPR8ES	-----
	SL 1050		1998-1997	BPR8ES	-----
900	SL 900		1997-1996	BPR8ES	-----
780	SL 780		1997-1996	BPR8ES	-----
	SLT 780		1997-1996	BPR8ES	-----
	SLX 780		1997-1996	BPR8ES	-----
785	SLX Pro 785		2000-1998	BR9ES*	BR9EIX
777	Virage I		2002	-----	-----
	Octane		2002	-----	-----
	Octane		2002	BR9ES*	BR9EIX
750	SL 750		1995-1994	BPR7ES	-----
	SLT 750		1995	BPR7ES	-----
700	Virage		2002-2000	BPR8ES	-----
	SLTH		1999	BPR8ES	-----
	SLH		2001-1999	BPR8ES	-----
	Freedom		2002	BPR8ES	-----
	SL 700		1998-1997	BPR8ES	-----
	SL 700 Deluxe		1998-1996	BPR7ES	-----
	Hurricane		1997-1996	BPR8ES	-----
650	SL 650		1995-1994	BPR7ES	-----

HONDA

			YEAR	IRIDIUM PLUG
1235	Aqua Trax F-12X		2002-2004	IMR9D-9H
	Aqua Trax F-12		2002-2004	IMR9D-9H
1200	Aqua Trax R-12		2002-2004	IMR9D-9H
	Aqua Trax R-12X		2002-2004	IMR9D-9H

KAWASAKI (Jet-Ski)

			YEAR	REG PLUG	IRIDIUM PLUG
1500	STX-15F	JT1500-C	2004	CR9EK	CR9EIX
1200	Ultra 150 (A2)	JH1200-A	2002-2000	BR9ES*	BR9EIX
	Ultra 150 (A1)	JH1200-A	1999	R6918C-9*	-----
	STX-R	JT1200-A	2003-2002	BR9ES*	BR9EIX
	STX-12F	JT1200-B	2004-2003	CR9EK	CR9EIX
	Ultra 150	JH1200-B	2004-2003	BR9ES*	BR9EIX
	STX-R	JT1200-C	2004	BR9ES*	BR9EIX
	ZXI	JH1100-A	2003-1996	BR9ES*	BR9EIX
1100	Ultra 130 DI	JH1100-B	2004-2001	PZFR7G-G	-----
	STX	JT1100-A	1997	BR9ES*	BR9EIX
	STX	JT1100-B	1999-1998	BR9ES*	BR9EIX
	STX	JT1100-C	2000	PZFR7G-G	-----
	STX D1	JT1100-F	2002-2001	PZFR7G-G	-----
	STX D1	JT1100-G	2003	PZFR7G-G	-----
900	ZXI	JH900-A	1997-1995	BR9ES*	BR9EIX
	STX	JT900-A	1999-1997	BR9ES*	BR9EIX
	STS	JT900-B	2002-2001	BR9ES*	BR9EIX
	STX	JT900-B	2000-1999	BR9ES*	BR9EIX
	STX	JT900-C	2002-2001	BR9ES*	BR9EIX
	STX	JT900-D	2003	BR9ES*	BR9EIX
	STX	JT900-E	2004	BR9ES*	BR9EIX
800	800SXR	800SXR-R	2004-2003	BR8ES*	BR8EIX
	800SXR	JS800-A	2004-2003	BR8ES*	BR8EIX
750	Super Sport	JH750-A	1994-1992	BR8ES*	BR8EIX
	Super Sport Xi	JH750-B	1995-1993	BR8ES*	BR8EIX
	Zxi	JH750-C	1997-1995	BR8ES*	BR8EIX
	XiR	JH750-D	1994	BR8ES*	BR8EIX
	Super Sport	JH750-E	1997-1996	BR8ES*	BR8EIX
	Super Sport Xi	JH750-F	1997-1996	BR8ES*	BR8EIX
	Super Sport Xi	JH750-G	1999-1998	BR8ES*	BR8EIX
	SX	JS750-A	1994-1992	BR8ES*	BR8EIX
	SX	JS750-B	1997-1995	BR8ES*	BR8EIX
	SXi Pro	JS750-C	2002-1998	BR8ES*	BR8EIX
	ST	JT750-A	1994	BR8ES*	BR8EIX
	STS	JT750-B	1997-1995	BR8ES*	BR8EIX
	STS	JT750-C	1999-1998	BR8ES*	BR8EIX
650	Jet Mate	JB650	1992-1989	BR7ES*	BR7EIX
	X2	JF650-A	1995-1986	BR7ES*	BR7EIX
	TS	JF650-B	1996-1989	BR7ES*	BR7EIX
	SC	JL650	1995-1991	BR7ES*	BR7EIX
	650SX	JS650	1995-1991	BR7ES*	BR7EIX
	650SX	JS650	1990-1987	BR7ES*	-----
550	550SX (C2)	JS550	1995-1982	BR8ES*	BR8EIX
440	440SX	JS440	1992-1976	BR7ES*	BR7EIX
400	400SX	JS400	1975-1974	B7ES	-----

BOMBARDIER (Sea-Doo)

			YEAR	REG PLUG	IRIDIUM PLUG
1500	GTX 4-TEC, 4-TEC S/C		2003-2002	DCPR8E	-----
950	GSX Limited		1999-1997	BR8ES*	BR8EIX
	GTX		2002-1999	BR8ES*	BR8EIX
	GTX DI		2003-2000	ZFR4F-11	-----
	LRV DI		2003-2002	ZFR4F-11	-----
	RX		2002-2000	BR8ES*	BR8EIX
	RX DI		2003-2000	ZFR4F-11	BR8EIX
	RXX		2002-2001	BR8ES*	BR8EIX
	XP		2002-1999	BR8ES*	BR8EIX
780	GSX		2000-1996	BR8ES*	BR8EIX
	GTX		2000-1996	BR8ES*	BR8EIX
	GTX RFI		2002-1999	BR8ES*	BR8EIX
	SPX		1999-1997	BR8ES*	BR8EIX
	XP		2000-1995	BR8ES*	BR8EIX
720	GS		2001-1997	BR8ES*	BR8EIX
	GSI		1998-1997	BR8ES*	BR8EIX
	GII		2003-1996	BR8ES*	BR8EIX
	GTS		2001-1997	BR8ES*	BR8EIX
	HX		1997-1995	BR8ES*	BR8EIX
	SP		1998-1997	BR8ES*	BR8EIX
	SPX		1997-1996	BR8ES*	BR8EIX
650	GTX		1995-1994	BR8ES*	BR8EIX
	SPX		1995-1994	BR8ES*	BR8EIX
	XP		1994-1993	BR8ES*	BR8EIX
580	SP		1990-1988	BR7ES	BR7EIX
	GI		1991-1990	BR7ES	BR7EIX
	GTS		1997-1992	BR7ES	BR7EIX
	GTX		1993-1992	BR7ES	BR7EIX
	SP		1996-1991	BR7ES	BR7EIX
	SPI		1997-1993	BR7ES	BR7EIX
	SPX		1993	BR7ES	BR7EIX
	XP		1993-1991	BR7ES	BR7EIX



NGK IRIIDIUM IX SPARK PLUGS

Iridium is significantly stronger than any metal used in spark plugs today. The ignitability and durability is better than platinum. Sold pk/4.

Description	Reach	Part No.
14mm	3/4"	BR8EIX
14mm	3/4"	BR9EIX
14mm	1/2"	BR8HIX
14mm	3/4"	CR9EIX



NGK RACING CABLE

High performance red silicon outer shell for maximum heat resistance and durability. Ceramic resistor (5ohm) enhances protection against RFI.

Description	Part No.
90° Resistor cover 100cm, solid	CR6



SPARK PLUG WIRE TESTER

Now you can check spark plug wires without piercing the wires. Light flashes indicating sound wire.

Description	Part No.
Spark Plug Wire Tester	LS26900
Replacement Bulb Assembly	LS26970



NGK SPECIAL SPARK PLUGS FOR 4 STROKE ENGINES

Description	Part No.
K1100 STX-DI, Ultra 130 DI (PK/4) *PZRF7G-G	DCPR-8E
Sea Doo GTX-4TEC (PK/10)	ZFR4F-11
Sea Doo GTX-DI, LRV-DI, RX-DI (PK/4)	CR9EB
Yamaha FX 140/160 (PK/10)	CR9EK
Kawasaki STX 12F/15F (PK/10)	PMR9B
Kawasaki Ultra 250 (PK/4)	



8.5MM SUPER CONDUCTOR SPARK PLUG WIRE

See page 99 for details

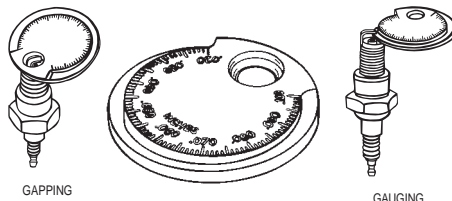
Description	Part No.
Two Cylinder Wire Set	31009
One Cylinder Wire Set	31019
Three Cylinder Wire Set	31039
Bulk Wire 25 feet - Red	34019
Bulk Wire 25 feet - Black	34013



SPARK PLUG HOLDERS

Spark Plug Holder protects the electrode, maintaining the proper gap.

Description	Part No.
2 per blister pack	SPH-2
40 per countertop display	SPH-40



STANDARD/HIGH ENERGY SPARK PLUG GAUGE & GAPPER

Gauge and gap all types of spark plugs from .020" to .110 (.50mm to 2.53mm).

Description	Part No.
Spark Plug Gauge and Gapper	LS67870



NGK RESISTOR COVER

Waterproof spark plug resistor covers for use with resistor spark plugs.

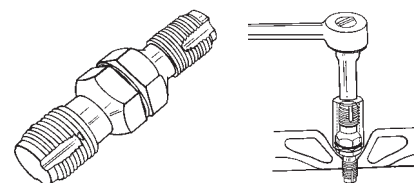
Description	Part No.
(5K OHM) 90 "T"	TB05EM
14mm plugs with terminal nut	



MSD SPARK PLUG BOOT RETAINERS

There's no excuse for losing a race due to a plug wire popping off when you run MSD's Boot Retainers. These handy clamps are molded from heat resistant nylon material and will lock the boot to the spark plug.


Description	Part No.
A. Boot Retainer, 90° Spark Plug Boots & Terminal	3340
B. 90° Spark Plug Boots & Terminal Only (2 pcs.)	3311



SPARK PLUG HOLE THREAD CHASER

Cleans threads in spark plug hole. Use with 13/16" spark plug socket. Double-ended for both 14mm and 18mm threads.

Description	Part No.
Spark Plug Hole Thread Chaser	LS20200



SPARK PLUG TOOLS

Description	Part No.
Ratchet Plug Wrench	59-0539

FUEL SYSTEMS
ENGINE/GASKETS
EXHAUST
DRIVE LINE HANDLING
ELECTRICAL
WATERLINE /BILGE
STEERING & CONTROLS
BODY
ACCESSORIES
SERVICE TOOLS
HARDWARE
CHEMICAL
FREESTYLE & 800SXR
FOUR STROKE

Atlantis

ATLANTIS FLUSH KITS

FUEL SYSTEMS
ENGINE/GASKETS
EXHAUST
DRIVE LINE HANDLING
ELECTRICAL
WATERLINE /BILGE
STEERING & CONTROLS
BODY
ACCESSORIES
SERVICE TOOLS /HARDWARE
CHEMICAL
FREESTYLE & 800SX
FOUR STROKE



Sea Doo Part No.
93-02 All Non-Rear Drain Pipe Models **A7001**



Sea Doo Part No.
95-06 Long Version of Rear Drain Pipe Model **A7003**



Sea Doo Part No.
96-06 Short Version of Rear Drain Pipe Model & 95-97 Sportster/challenger Jet Boat (Single Engine) **A7004**



Sea Doo Part No.
95-06 All with Rear Drain Pipe **A7006**



Yamaha Part No.
87-98 Long Yamaha All non-factory installed flush kits (Except 760/800/1200) **A8588**



Yamaha Part No.
87-98 Long Yamaha All non-factory installed flush kits (Except 760/800/1200) Quick Snap Type **A8589**



Yamaha Part No.
95-02 Factory replacement GP760/1100/1200 & Jet Boat **A8582**



Tigershark Part No.
All Model 94-99 **A5000**



Kawasaki Part No.
89-91 Jet Ski, Ultra 150 **A2520**



Kawasaki Part No.
92-02 Jet Ski Except ZXI/STX/Ultra 150 **A2521**



Kawasaki Part No.
95-02 ZXI, STX, Ultra 130 **A2522**



Kawasaki Part No.
03-05 4-Stroke Easy way to flush your new Kawasaki Jet Ski. Just screw on the fitting and leave it. Attach a quick-snap fitting to a garden hose and you are ready to flush. **A2628**



Polaris Part No.
90-04 (Except Direct Injection) **A6000**



Polaris Part No.
01-04 Direct Injection **A6001**




Honda Part No.
A5200



Universal Part No.
Male Quick Snap Adapter Only for replacement **A2690**

BLOWSION



BLOWSION ENGINE FLUSH KITS

A must for salt water riders! All metal construction - easy to use - just push into aftermarket water bypass. No tools, clamps or extra hoses necessary. Back flushes entire cooling system instead of forcing salt and sand into cooling jackets. Use in conjunction with our salt terminator kit. Simple and effective.

Description	Part No.
A. Standard Flush Tool	AWAC172
B. SX-R Flush Tool-Triple	AWAC170

*Salt Terminator: See Page 189



Fits the rear drain on Sea Doo and Kawasaki 4 stroke engines.

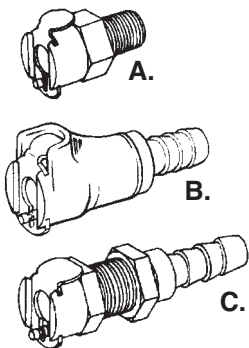
FLUSH KIT ADAPTER

Flush Kit Adapter for adapting overseas special size hose to connect flush kit. This adapter is a direct to fit to the rear drain line on Sea Doo and Kawasaki 4 stroke watercraft.

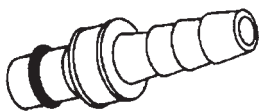
Description	Part No.
Flush Kit Adapter	SC-2905

QUICK CONNECT

The ultimate in waterline connections, the fittings are fool proof. These fittings are safe for high temperatures and high pressure.



Description	Part No.
<i>Female</i>	
A. 1/4" Pipe Thread	64-0100
B. 3/8" In Line	64-0103
C. 3/8" Panel Mount	64-0106



Description	Part No.
<i>Male (Barbed)</i>	
3/8" With shut off	64-0107
3/8" Without shut off	64-0109



Description	Part No.
1/2" Female in line	64-0117
1/2" Male in line	64-0115



Connects to your waterhose

ON & OFF Water Lever

SNAP CONNECT AND FLOW CONTROL

This flush kit includes adapter SC-2905 listed to the left and also includes a quick disconnect that features a on/off water valve to make flushing the watercraft a simple and easy process. *The adapter is a direct to fit to the rear drain line on Sea Doo and Kawasaki 4 stroke watercraft.

Description	Part No.
Snap Connect and Flow Control	SC-2900

BRASS FITTINGS



Straight Hose Barbed	Part No.
1/8" Thread 1/4" Hose	64-0001
1/8" Thread 3/8" Hose	64-0003
1/4" Thread 1/2" Hose	64-0005



90 Degree	Part No.
1/8" Pipe thread 3/8" Hose	64-0007
1/4" Pipe thread 1/2" Hose	64-0009
1/8" Pipe thread 1/4" Hose	64-0010



45 Degree	Part No.
1/8" Pipe thread 1/4" Hose	64-0065
1/8" Pipe thread 3/8" Hose	64-0066
1/4" Pipe thread 1/2" Hose	64-0067



T-Fitting	Part No.
Primer Fitting 1/8" x 1/8" x 1/8"	64-0015
Primer 1/4" x 1/4" x 1/8"	64-0017
Fuel Line 1/4" x 1/4" x 1/4"	64-0019



PLASTIC GARDEN HOSE ADAPTER

Description	Part No.
Garden Hose Adapter Cap	64-0029



Barb Connector	Part No.
1/4" I.D. Hose-1/4" I.D. Hose	64-0057
3/8" I.D. Hose-3/8" I.D. Hose	64-0058
1/2" I.D. Hose-1/2" I.D. Hose	64-0059



Garden Hose Adapter	Part No.
3/8"	64-0012
1/2"	64-0014



Brass Fitting	Part No.
1/8" Pipe threaded junction	64-0011
1/8" to 1/4" Adapter	64-0013
9mm Yamaha Flush Adapter	64-0004

PLASTIC FITTINGS



Plastic T Fitting	Part No.
3/8" x 3/8" x 3/8"	64-0025
1/2" x 1/2" x 1/2"	64-0027

Plastic Y Fitting	Part No.
3/8" x 3/8" x 3/8" (white)	64-0045
1/4" x 1/4" x 1/4" (white)	64-0046
1/4" x 1/4" x 1/4" (black)	64-0047

FUEL SYSTEMS
ENGINE/GASKETS
EXHAUST
DRIVE LINE HANDLING
ELECTRICAL
WATERLINE /BILGE
STEERING & CONTROLS
BODY
ACCESSORIES
SERVICE TOOLS /HARDWARE
CHEMICAL
FREESTYLE & 800SKR
FOUR STROKE



WATER LINE HOSE

Synflex® hose has been replacing rubber hose or metal tubing designs. Synflex hose and tubing offers customers a number of benefits, including flexibility, durability, abrasion resistance, lighter weight materials, superior chemical resistance, high pressure capability, and extended product performance. Waterline is sold per foot.

Description	Part No.
3/8" Blue	56-8000
1/2" Blue	56-8004
3/8" Clear Vinyl**	56-8007

*500 feet per reel. Call for special pricing on 500 feet reel purchases.

**Clear vinyl hose is not Synflex.



WATER LINE HOSE

Flex-Tech multi purpose hose is more flexible and bendable for those complicated water routing requirements. This waterline is highly recommended for Factory and TBM Dry Pipe installations. Waterline is sold per foot.

Description	Part No.
3/8" Light Blue	56-8010



WATER LINE RESTRICTOR

Adapter for Bypass Fitting

These specially designed water restrictors have been developed to fit snugly into a 3/8" bypass line with a 4mm inside diameter to restrict the waterflow exiting the exhaust or engine depending on your water routing setup.

Description	Part No.
Water line restrictor	56-9003



90 BYPASS FITTING

Water bypass fittings increase engine performance by diverting water from the cylinder head to the bypass fitting, rather than forcing all of the water thru the exhaust system, thus drying out the exhaust. These machined bypass fittings are angled at 90 degrees. Race legal.

Description	Hose	Part No.
Silver	3/8"	56-2010
Black	3/8"	56-2012
Silver	1/2"	COMFTG0115
Silver UMI	3/8"	JS-02000POL
Black UMI	3/8"	JS-02000BKA



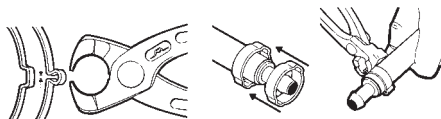
45° BYPASS FITTING

Water bypass fittings increase engine performance by diverting water from the cylinder head to the bypass fitting, rather than forcing all of the water thru the exhaust system, thus drying out the exhaust. These machined bypass fittings are angled at 45 degrees.

Description	Hose	Part No.
Silver	3/8"	56-2020
Black	3/8"	56-2028
Silver	1/2"	56-2030
Silver UMI	3/8"	JS-02001CLR
Black UMI	3/8"	JS-02001BKA



SQUEEZE ON STAINLESS STEEL CLAMPS



These crimp on clamps are quick and simple to install. Crimp on clamps are extremely strong and do not break since you can not over tighten them like a conventional hose clamp.

Description	Part No.
Pincer Tool	59-4015
Clamp for 3/8" Water Line (10 pcs/pk)	59-4017
Clamp for 1/2" Water Line (10 pcs/pk)	59-4018



GP1300R 1/2" X 1/2" BULKHEAD FITTINGS

The R&D Billet Aluminum Fitting allows for easy installation for extra cooling lines through the bulk head.

Description	Part No.
1/2" x 1/2" Bulkhead Fittings	660-00012



GP1200R 1/2" INLINE WATER FILTER

The R&D Billet Inline Water Filter utilizes a screw in stainless steel mesh screen to stop small particles of sand from entering the water way of the engine.

Description	Part No.
1/2" Inline Water Filter	660-00013



STAINLESS STEEL HOSE CLAMPS

Description	Part No.
#5 Clamps (for waterline)	64-0030



LOW PROFILE WATER STRAINERS

WATER STRAINER

The **Water Strainer** is a must to trap all sand, shell, and vegetation particles.
No more clogged water lines!!
 Height=2" (51mm)
 Footprint= 2-1/2" (64mm) - Round

Description	Part No.
1/2" Water Line Strainer	56-9005
3/8" Water Line Strainer	56-9006
#20 Mesh Replacement	20420020
#40 Mesh Replacement	20420040


(#40 is finer than #20)



Smaller water strainers. Ideal for using with water injection or tight space.
 Height: 2-3/8" (60mm)
 Footprint: 1-3/8" (35mm) - Round

Description	Part No.
1/2" Water Line Strainer	56-9010
3/8" Water Line Strainer	56-9011
#20 Mesh Replacement	10486
#40 Mesh Replacement	10485

(#40 is finer than #20)



FOR FACTORY PIPE CHAMBER WATERLINE

Description	Part No.
Waterline Inline Filter	COMFTG036



JET WORKS QUICK DISCONNECT WATER RESTRICTOR

QD-38 comes with 4/3/2mm restrictor inserts used for controlling water flow through exit passes, stinger, head pipes, etc. QD-14 is for use with Mikuni Jets (not included), and allows quick change in small increments of water flow.

Description	Part No.
Quick Disconnect Water Restrictor 3/8"	QD-38
Quick Disconnect Water Restrictor 1/4"	QD-14



RIVA EXHAUST STINGER WATER FILTER/RESTRICTOR

Features fine mesh stainless filter screen that is threaded to accept Mikuni main jet (not included) for water restriction. Allows removal of restrictive filter screen in water distribution manifold of single, twin and triple exhaust systems, providing increased cooling water to motor.

Description	Part No.
Exhaust Stinger Water Filter/Restrictor 3/8"	RY15-SF38



JET WORKS FLOW CONTROL VALVE

The Flow Control Valve provides improved throttle response and much quicker starts by drying out your waterbox at low rpm and idle speeds. Tests have shown an average acceleration improvement of 10 feet over a non-equipped model in the first 50 feet. The Flow Control Valve allows unrestricted water flow to the Stinger for better top speed. Yet it controls the amount of water at low speeds for better response. It also allows for an easier tuning of the Carburetors. It does not interfere with normal engine or exhaust pipe cooling and is compatible with all electronic water injection systems. Race Legal for All Classes. Two Models are available. Both are adjustable. The Standard Flow Control Valve is preset at 3.5 p.s.i. and is adjusted by adding the supplied stainless steel shims to increase the spring tension. The Pro-Series is externally adjustable by turning the outer housing by hand. Pressure can be tested with pop off gauge. All PWC w/OEM or aftermarket exhaust systems (except Yamaha's w/OEM exhaust)

Description	Part No.
Standard Flow Control Valve 3/8"	52-3118
Pro Flow Control Valve 3/8"	52-3119
Pro Flow Control Valve 1/4"	52-3122



JET WORKS ADJUSTABLE WATER RESTRICTOR

Allows user to adjust flow on any 3/8" ID waterline. A great product for fine tuning engine/exhaust temperature for maximum power.

Description	Part No.
Adjustable Water Restrictor	JWR-01



2006 WORLD FINALS • LAKE HAVASU, AZ
 PHOTO COURTESY OF JIN OMURA

FUEL SYSTEMS
ENGINE/GASKETS
EXHAUST
DRIVE LINE HANDLING
ELECTRICAL
WATERLINE /BILGE
STEERING & CONTROLS
BODY
ACCESSORIES
HARDWARE
SERVICE TOOLS
CHEMICAL
FREESTYLE & 800SKR
FOUR STROKE



RULE BILGE PUMP



Description	Hose	Height	Part No.
500 GPH	3/4"	3-1/2" (89mm)	25D
800 GPH	3/4"	3-3/4" (96mm)	20R

Description	Hose	Height	Part No.
1100 GPH	1-1/8"	4-1/4" (108mm)	27D



PWC AUTOMATIC 500 GPH PUMP

Automatically removes water from engine compartment. Cycles every 20 seconds to check for water. Equipped with gasoline resistant strainer base and 72" wire leads.

Description	Height	Part No.
500 GPH	4" (102mm)	25S-6WC



RULE STRAINER BASE & S/S DEBRIS STRAINER

Description	Part No.
Blue Plastic Strainer Base	57-4006
Gas Resistant Strainer Base	57-4007
Stainless Steel Debris Strainer	57-4025



PLASTIC HOSES AND FITTINGS

Description	Part No.
3/4" Hose 12" Length	57-4008
1-1/8" Hose 12" Length	57-4009
1-1/8" Straight Fitting	57-4011



RULE-MATE FULLY AUTOMATED BILGE PUMP

All in one pump and switch system. Extra long life Heavy Duty Motor. Non-contact, mercury free float switch.

Description	Hose	Height	Part No.
500GPH	3/4"	4" (102mm)	RM500
750GPH	3/4"	4" (102mm)	RM750
1100GPH	1-1/8"	4" (102mm)	RM1100



STRAIGHT BILGE FITTING

Aluminum through hull outlet fittings.

Description	Part No.
3/4" Silver	57-4012
3/4" Black	57-4015
1-1/8" Silver	57-4018



45 DEGREE BILGE FITTING

Description	Hose	Part No.
3/4"	Silver	57-4021
3/4"	Black	57-4023



PHOTO COURTESY OF JEFF HAIN



SX-R 800 RULE BRIDGE MOUNT BRACKET


The R&D Bilge Pump Mount Bracket bolts securely to the hull developing a secure surface to hold the Bilge pump in place.

Kawasaki	Part No.
800SX-R	660-80000



DUAL BILGE PUMP MOUNTING BRACKET

Description	Part No.
Kawasaki 800SX-R	KASXAL441
Superjet 96+	YA96AL441



BILGE PUMP BRACKET

Yamaha	Part No.
A. WaveBlaster/701 Super Jet 95+	57-3029

Kawasaki	Part No.
B. 440/550	57-3023
C. 650SX/X2, 550SX, 750SX, SXI	57-3024
D. 750SS/XI/ST/STS	57-3025



WATERPROOF TERMINAL KIT

Japanese OEM type connector Kit.

Description	Part No.
2-Pin Terminal Kit	55-2050
3-Pin Terminal Kit	55-2051
4-Pin Terminal Kit	55-2052



BILGE ELECTRICAL PARTS KIT

Kit contains waterproof fuse holder, 6amp fuse, ring terminal, shrink tubing.

Description	Part No.
Bilge Electrical Parts Kit	57-3030



JAPANESE OEM STYLE CONNECTOR

Description	Part No.
OEM Style Electric Connector Kit 5pcs/pk	55-2035
Dealer Kit 20pcs/pk	55-2037



ADHESIVE LINED HEAT SHRINK BUTT CONNECTORS

Best used where moisture and corrosion is a problem. After crimping these terminals to wire, heat is applied enabling the adhesive within each shrunk tube terminal to melt and flow evenly to seal the connection against the harshest environment.


Description	Wire Range	Part No.
10pcs/pk Pink	22-18 (0.3-0.8mm)	55-2040
100pcs/pk Pink	22-18 (0.3-0.8mm)	55-2041
10pcs/pk Blue	16-14 (1-2mm)	55-2042
100pcs/pk Blue	16-14 (1-2mm)	55-2043



JAPANESE OEM TYPE WATERPROOF TERMINAL REPAIR KIT

Using the precision crimp tool provided, guess work is eliminated. Various pin sizes, connectors and waterproofing seals are provided for maximum flexibility in your electrical repair. Made in Japan.

Description	Part No.
Waterproof Terminal Kit	59-0601



SE BILGE PUMP BRACKET

Sea Doo	Part No.
E. HX	SE-044013

Polaris	Part No.
F. Polaris -98	SE044011

FUEL SYSTEMS
ENGINE/GASKETS
EXHAUST
DRIVE LINE HANDLING
ELECTRICAL
WATERLINE /BILGE
STEERING & CONTROLS
BODY
ACCESSORIES
SERVICE TOOLS /HARDWARE
CHEMICAL
FREESTYLE & 800SXR
FOUR STROKE

WATERPROOF SWITCHES AND BRACKETS

- Features waterproof on/off switch that is available with machined aluminum clamp-on or switch mounted bracket. Allows totally reliable and easy control of bilge pump operation.
- Mounting bracket is machined from billet alloy and is anodized black to prevent corrosion. Available for clamp-on bar mounting or bolts to the bottom of the OEM on/off switch assembly.
- All of the switches have a 9 ft. high grade wire lead.



Kawasaki Part No. **57-3015**
All 650's / 750SS-95 / XI-93



Yamaha Part No. **57-3017**
All



Kawasaki Part No. **57-3003**
440 / 550 / 750SX / 750SXI / 800SX-R

UNIVERSAL



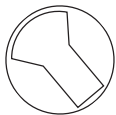
Description Part No. **57-3006**
Universal Handle Bar Mount

HOT PRODUCTS EXCLUSIVE

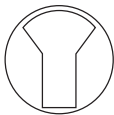


3-WAY PANEL MOUNT ROTARY SWITCHES

Connects to two electronic accessories for power control. Allows the operation of one or both accessories to run at the same time. Suggested uses: Second Bilge, Ignition, etc. 12Volt/5Amp.



Left Hand On Position
Use: Blue & Red Wires



Center Off Position



Right Hand On Position
Use: White & Red Wires

Description Part No. **57-3020**
Panel Mount Switch



JP7043



JP7044

HOT PRODUCTS EXCLUSIVE

UNIVERSAL HANDLEBAR MOUNT SWITCHES

Mounts to handlebar or mounts to underside of most aftermarket throttle levers. Complete with 9" wire lead.

Description	Part No.	Description	Part No.
Handlebar Mount Switch	JP7043	Handlebar Mount Switch	JP7044
12Volt/6Amp push on/off switch		12Volt/5Amp 3 way rotary switch	



PANEL MOUNT SWITCH GUARD

Description Part No. **FEN-JP001**
Switch Guard






A.



B.



C.

DUCK BILL DRAIN SYSTEM

Simple and clean, drains water from hull under acceleration.

- A. Add to your current drain plug or
- B. Purchase entire system kit.

Description	Part No.
A. All SeaDoo (Except XP) All Sit down Yamaha / Kawasaki*	57-4050
B. Universal (Complete System)	57-4060
C. Duck Bill Flapper only	57-4055

*Kawasaki models require slight modification



ONE WAY VALVE

Unlike scupper valves that mount on the exposed exterior of your ski, our one way valve kits install "into" the rear 1/4 of your PWC end caps. This keeps continual water pressure on the inside of the tube, keeping the valve shut when the ski is floating.

Description	Part No.
800SX-R	KASRCO161
Superjet, Kawasaki 750, OCTANE	AWCO161
Pro Finish Kit	AWCO163



BILLET QUICK DRAIN FOR KAWASAKI

Mounts to the transom of your Kawasaki 1200 STX-R or SX-R 800 watercraft with billet aluminum mounting plate.

Kawasaki	Part No.
1200 STX-R, 800 SX-R	57-4065



UNIVERSAL BILLET QUICK DRAIN

Mounts to the transom of any watercraft with billet aluminum mounting plate.

Description	Part No.
Billet Quick Drain Kit	57-4059



D.



E.

DRAIN PLUG

The replacement drain plug at a fraction of manufacturer's prices. Our floating drain plug is oil and fuel resistant. Just flip or twist to install.

Description	Part No.
D. Sea Doo & Polaris	57-4058
E. Pre 95 Sea Doo & Polaris	A2385



DUCK BILL DRAIN ADAPTER PLUG

Unscrew stock drain plug and screw our duck bill drain plugs in place. Keep your stock plug if you ever need to change!

Description	Part No.
Kawasaki	Z471
Yamaha	Z472



SCUPPER VALVE ASSEMBLY

24-7 drain valve has an aluminum flap, that does not bend or warp, greatly improving the seal. For Freestyle use only.

Description	Part No.
Scupper Valve Assembly	SV-001



BILGE SPONGE

This Viscose-Covered sponge will pick-up and hold an amazing 32 ounces (512gm) of water without leaking. With grommet and hand cord.

Description	Part No.
Bilge Sponge	57-4070

FUEL SYSTEMS	ENGINE/GASKETS	EXHAUST	DRIVE LINE HANDLING	ELECTRICAL	WATERLINE /BILGE	STEERING & CONTROLS	BODY	ACCESSORIES	HARDWARE	CHEMICAL	FREESTYLE & 800SX-R	FOUR STROKE
--------------	----------------	---------	---------------------	------------	------------------	---------------------	------	-------------	----------	----------	---------------------	-------------

WSM REPLACEMENT STEERING CABLES

	MODEL	YEAR	OE NO.	PART NO.	MODEL	YEAR	OE NO.	PART NO.	
FUEL SYSTEMS	SEA DOO				KAWASAKI CONTINUED...				
	580 GT	90-91	277-000-152	002-045	650 TS	89-96	59406-3714	002-040	
	580 GTS	92	277-000-152	002-045	650 X2	88-95	59406-3711	002-074-01	
	580 GTS	93	277-000-229	002-045	650 X2	88-95	59406-3712	002-073	
	580 GTS	94	277-000-261	002-045-01	650 X2	86-87	59406-3723	002-070	
	580 GTS	95-96	271-000-436	002-045-02	750 SS	92-97	59406-3728	002-044-01	
	580 GTX	92	277-000-152	002-045	750 SSSI	93-97	59406-3732	002-044	
	580 GTX	93	277-000-229	002-045	750 ST	94-95	59406-3729	N/A	
	580 SP	92	277-000-151	002-045-06	750 STS	95-97	59406-3736	002-042-01	
	580 SP	89-91	277-000-228	002-046	750 STX	98	59406-3736	002-042-01	
ENGINE/ GASKETS	580 SP	94-96	277-000-289	002-048-01	750 SX	92-95	59406-3726	002-041	
	580 SPI	93	277-000-228	002-046	750 SXI	95-96	59406-3726	002-041	
	580 SPI	94-96	277-000-289	002-048-01	750 SXI PRO	98-02	59406-3726	002-041	
	580 SPX	93	277-000-228	002-046	750 XI	98-99	59406-3728	002-044-01	
	580 XP	91	277-000-228	002-046	750 XIR	94	59406-3738	N/A	
	580 XP	92	277-000-151	002-045-06	750 ZXI	95	59406-3746	002-042-02	
	650 GTX	94	277-000-261	002-045-01	800 SX-R	03-06	59406-3776	N/A	
	650 GTX	95	271-000-436	002-045-02	900 STS	01-02	59406-3748	002-042-03	
	650 SPX	94-95	277-000-289	002-048-01	900 STX	97-98	59406-3736	002-042-01	
	650 XP	93	277-000-267	002-048-02	900 STX	99-02	59406-3748	002-042-03	
EXHAUST	650 XP	94	277-000-289	002-048-01	900 STX	03-06	59406-3778	002-040-02	
	650 XPI	94	277-000-289	002-048-01	900 ZXI	95	59406-3746	002-042-02	
	720 GS	97-01	271-000-436	002-045-02	1100 STX	97-99	59406-3748	002-042-03	
	720 GSI	97	271-000-436	002-045-02	1100 STX D.I.	00-02	59406-3748	002-042-03	
	720 GTI	96	271-000-436	002-045-02	1100 STX D.I.	2003	59406-3778	002-040-02	
	720 GTI	97-00	277-000-526	002-048-04	1100 ULTRA 130	01-04	59406-3771	002-042-04	
	720 GTI	01-04	277-001-010	002-045-08	1100 ZXI	96-03	59406-3757	002-040-01	
	720 GTI LE	02-04	277-001-010	002-045-08	1200 STX	03-04	59406-3778	002-040-02	
	720 GTS	97-00	271-000-436	002-045-02	1200 STX-F	05-06	59406-3778	002-040-02	
	720 GTS	2001	277-001-010	002-045-08	1200 STX-R	02-03	59406-3748	002-042-03	
DRIVE LINE HANDLING	720 HX	95-97	277-000-051	002-045-03	1200 STX-R	04-05	59406-3778	002-040-02	
	720 SP	97	277-000-289	002-048-01	1200 ULTRA 150	99-05	594063-3771	002-042-04	
	720 SPX	96-97	277-000-289	002-048-01	1500 STX-F	04-06	59406-3778	002-040-02	
	720 XP	95	277-000-467	002-048-03					
	800 GSX	96-97	271-000-436	002-045-02					
	800 GSX RFI	99	271-000-841	N/A					
	800 GSX RFI	2000	277-000-841	002-046-02					
	800 GTI RFI	2004	277-001-010	002-045-08					
	800 GTI LE RFI	03-04	277-001-010	002-045-08					
	800 GTX	96-97	277-000-526	002-045-06					
ELECTRICAL	800 GTX RFI	98	277-000-769	N/A					
	800 GTX RFI	99-00	277-000-842	002-046-03					
	800 GTX RFI	01-02	277-001-009	N/A					
	800 SPX	98-99	277-000-289	002-048-01					
	951 GSX LTD	98	271-000-436	002-045-02951					
	GSX LTD	99	271-000-841	N/A					
	951 GTX LTD	98	277-000-526	002-045-06					
	951 GTX	2000	277-000-843	002-046-04					
	951 GTX	01-02	277-001-010	002-045-08					
	951 GTX DI	2000	277-000-842	002-046-03					
WATERLINE /BILGE	951 GTX DI	02-03	277-000-949	002-046-05					
	951 GTX DI	2001	277-001-009	N/A					
	951 GTX LTD	99	277-000-843	002-046-04					
	951 RX	2000	277-000-841	002-046-02					
	951 RX	01-02	277-001-011	002-045-05					
	951 RX DI	2000	277-000-841	002-046-02					
	951 RX DI	01-03	277-001-011	002-045-05					
	951 RX X	2001	289-100-070	N/A					
	951 XP	2000	277-000-889	N/A					
	951 XP	01-02	277-001-008	002-045-04					
STEERING & CONTROLS	951 XP DI	03-04	277-001-008	002-045-04					
	951 XP LTD	98-99	277-000-773	002-046-01					
	4-TEC GTX	02-04	277-000-949	002-046-05					
	4-TEC GTX LTD SC	03-04	277-000-949	002-046-05					
	4-TEC GTX SC	03-04	277-000-949	002-046-05					
	4-TEC GTX WAKE BOARD	03-04	277-000-949	002-046-05					
BODY									
ACCESSORIES									
SERVICE TOOLS /HARDWARE									
CHEMICAL									
FREESTYLE & 800SXR									
FOUR STROKE									



RICH ROY PRODUCTS ADJUSTABLE HANDLEPOLE

- Extra strong design using 6061 T6 aluminum tube.
- Quickly adjustable from +2 inches to -10 inches.
- Comes with Kawasaki or Yamaha bushing.
- Optional pole bracket enables installation of two 2 1/5" air intakes (engine breathes from top of pole).
- Requires Superjet Pole Pad Cover.
- Ships in 24 x 6 x 10 inch box.

**For Kawasaki 800SXR Handle Pole Conversion, please see Steps 1-2-3 on pages 124 and 125. (RRP Handle Poles include the items in Step 1)*

Description	Part No.
Kawasaki SX-R	HP-KAW
Yamaha 96+	HP-YAM

Set-Up	HP-KAW	HP-YAM
OEM Turn Plate with OEM Mount	NO	YES
Aftermarket Turn Plate with UMI Mount	YES	YES




Yamaha lower pole bracket with under plate (inc hardware and beefy hood clip)

Yamaha SJ 96+	Part No.
1 Hole Low	BR-YAM-L-1H




Yamaha lower pole bracket with dual air intake and underplate (inc tubes, Hardware and beefy hood clip)

Yamaha SJ 96+	Part No.
2 Holes Low	BR-YAM-L-2H



Yamaha pole bracket for superjet 92 to 95

Yamaha SJ Pre 95	Part No.
1 Hole	BR-YAM-95-1H



Yamaha pole bracket with dual air intake for superjet 92 to 95

Yamaha SJ Pre 95	Part No.
2 Holes	BR-YAM-95-2H



Kawasaki pole bracket with under plate (inc hardware)

Kawasaki 800 SXR	Part No.
1 Hole	BR-KAW-1H



Kawasaki pole bracket with dual air intake and under plate (inc tubes and hardware)

Kawasaki 800 SXR	Part No.
2 Holes	BR-KAW-2H



This steering stopper will also prevent the pole pad from crushing or getting ripped out of the handle pole. It fits all super jet handle poles and can be used as steering stopper with the Kawasaki RRP handle pole. Comes in Red or Black

Pad Support & Steering Stop	Part No.
Black	QU-STOP-BL
Red	QU-STOP-RD




This quick steering adapter fits the stock superjet nozzle. It will give you the option to play with the quickness of the steering from really aggressive to really smooth. It will also give you a lot more turning ratio for free style. Comes in Red or Black.

Yamaha Quick Steering Adapter	Part No.
Black	QU-ST-YAM-BL
Red	QU-ST-YAM-RD



High flow breather air tube.

Flex Hose only	Part No.
2.5"OD x 24" length	FL-HO-24



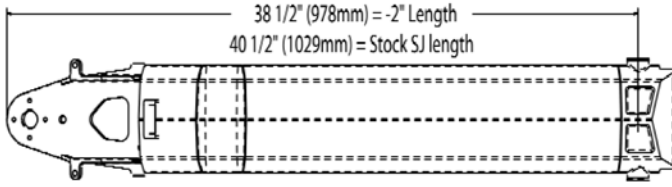
Handle Pole Bushing	Part No.
A. Yamaha	BU-YAM
B. Kawasaki	BU-KAW



For the rider that rides with a very tight pivot bolt. This spacer will prevent the casting from breaking.

Freestyle Bottom Casting Spacer	Part No.
Yamaha and Kawasaki	FS-BC-SPC

FUEL SYSTEMS
ENGINE/GASKETS
EXHAUST
DRIVE LINE HANDLING
ELECTRICAL
WATERLINE /BILGE
STEERING & CONTROLS
BODY
ACCESSORIES SERVICE TOOLS /HARDWARE
CHEMICAL
FREESTYLE & 800SXR
FOUR STROKE



UMI RACING BILLET ALUMINUM HANDLE POLE FOR SUPER JET AND OCTANE

Extruded aluminum body design allows for simple cable and breather tube routing. No more need for scupper drain, or frustrating grinding to fit breather hose. Mounts to the stock handle pole bracket, using stock hardware. Available in powder coated black in standard length or negative 2 inches.

Features:


- Narrower construction for superb fit and room in the hood channel.
- Wider chin pad-mounting brackets — no more having to shave your chin pad backing to route your steering cable.
- Heavy-duty nylon pole bushings.
- Pre-drilled for UMI Racing steering system.
- Will utilize stock spring or aftermarket.
- Stock Handle pole locking mechanism will also work.
- Limiting Rope (YA-09100) is mandatory and supplied with the UMI Handle Pole
- Turn Plate stopper is supplied with the UMI Handle Pole.



Pivot Bracket Mount



Top View Steering Mount



Steering Cable Mount
(New style to fit both Super Jet and Kawasaki 800SXR)


Yamaha Super Jet 96+, Polaris Octane	Part No.
Standard Handle Pole Black	YA-09010-BLK
Standard Handle Pole Bare Aluminum	YA-09011-CLR
-2" Handle Pole Black	YA-09012-BLK
-2" Handle Pole Bare Aluminum	YA-09013-CLR

*For Kawasaki 800SXR Handle Pole Conversion, please see Steps 1-2-3 on pages 124 and 125. (UMI Handle Poles include the steering stop)

KAWASAKI 800 SX-R HANDLE POLE CONVERSION THREE EASY STEPS 1 - 2 - 3

Step 1

You must have a set of handlepole bushings that fit the OEM Kawasaki handlepole pivot mount. You will also need to have an steering cable extension mounting bracket, you have a choice of a Blowsion or UMI bracket shown below.



BLWSION

SXR PIVOT BOLT BUSHING FOR OEM BRACKET

UMI Handle Pole conversion for OEM SX-R bracket or AC Handlepole conversion for OEM SX-R Bracket.

KAWASAKI SX-R	Part No.
For UMI Handlepole	KASRAC170
For AC Handlepole	KASRAC171



UMI Racing USA
...For The Uncommon®

UMI HANDLE POLE KIT FOR KAWASAKI 800SXR

This kit adapts the UMI Racing Super Jet Handle Pole to Kawasaki 800SXR. This kit includes handle pole bushings, steering cable bracket and retainer.

Description	Part No.
800SXR Handle Pole Kit	JS-09200
800 SXR Pivot Bolt Bushing only. Sold 1 pc. (2 pcs. required)	KA-24104



BLWSION

SXR STEERING CABLE EXTENSION BRACKET

For SX-R handle pole conversion with UMI handle pole.

KAWASAKI SX-R	Part No.
Steering Cable Extension Bracket	KASRAC181

Step 2

Now that you have completed Step #1 you will need to purchase a UMI sealed Bearing Steering System (shown to the right). You have a choice of turn plates to install in conjunction with the UMI Steering system. A steering stop is not required for UMI handlepole because the UMI handlepole is supplied with the stop when the handle pole is purchased. OEM Kawasaki turn plates and mount systems will not fit on a Superjet type handlepole.



STEERING STOP

Steering stop with nut for AC and OEM Yamaha handle poles. Required with Kawasaki SX-R conversion. UMI Handle Pole includes steering stop. For RRP Handle Pole, use RRP pad support and steering stopper (QU-Stop)

Kawasaki SX-R	Part No.
Steering Stop with Nut	AWAL205



TBM SEALED BEARING STEERING SYSTEM

Description	Part No.
Kaw/Yam/Pol Sealed Bearing Steering System	TBM126



UMI SEALED BEARING STEERING SYSTEM

Description	Part No.
Mounting System	JS-04103



STANDARD SX-R TURN PLATE

Standard length steering turn plate with UMI handle pole and UMI bearing system for SX-R.

*Use with UMI Part#JS-04103

Kawasaki SX-R	Part No.
Blowsion Standard Length Turn Plate	KASXAL192
UMI Standard Length Turn Plate	JS-04105-CLR



-1" SX-R TURN PLATE

Moves the normal rider position forward approximately 1 inch. Helps to reduce hull porpoising and dramatically improves handling. For SX-R with UMI handle pole and UMI bearing system.

*Use with UMI Part#JS-04103

Kawasaki SX-R	Part No.
Blowsion -1" SX-R Turn Plate	KASXAL191
TBM -1" SX-R Turn Plate	TBM102



Step 3

Kawasaki OEM Chin Pads will not fit on the Superjet type Handlepoles. You must purchase a Yamaha Superjet Type Chin Pad and you have a choice of a 24-7 or Blowsion Yamaha Type Chin Pad as shown below.



CARBON FIBER CHIN PAD

This system solves all inherent problems with stock pole pads. Carbon, Glass and Aluminum design adds strength and rigidity. Pole brace is incorporated into the system (Pad will not interfere with steering system). Hydro-Turfing will not water log. System includes all mounting hardware. Fits 1996 & newer Yamaha Superjets.

Description	Part No.
Carbon Fiber Chin Pad	CP-001
Carbon Fiber Chipped with Diamond X-Groove	CP-001-DIA



Inside View of Chin Pad



CARBON CHIN PAD

Lightweight construction with unbreakable carbon construction. Fits 96+ Superjet and UMI 800SXR handlepole conversion system. Chin Pad cover black top/green side only.

Description	Part No.
Black/Green	YA96C0122BLKGRN
Black/Black	YA96C0122BLKBLK

FUEL SYSTEMS	ENGINE/GASKETS	EXHAUST	DRIVE LINE HANDLING	ELECTRICAL	WATERLINE /BILGE	STEERING & CONTROLS	BODY	ACCESSORIES	SERVICE TOOLS	CHEMICAL	FREESTYLE & 800SXR	FOUR STROKE
--------------	----------------	---------	---------------------	------------	------------------	---------------------	------	-------------	---------------	----------	--------------------	-------------




AC RACING ALUMINUM HANDLE POLE



*For Kawasaki 800SXR Handle Pole Conversion, please see Steps 1-2-3 on pages 124 and 125.

Yamaha	Polish	White
Super Jet 701 96+	58-6019P	58-6019W
Super Jet 701 96+ -2"	58-6019P-2	58-6019W-2


Kawasaki	Polish	White
750SX/800 SXR	58-6015P	58-6015W
750SX/800 SXR -2"	58-6015P-2	58-6015W-2
650SX		58-6013W



POLE SHOCK PADS

Protects engine hood from damage when handlepole is dropped. Color: Black only


Description	Part No.
A. Kawasaki 750SX/SXI/800SXR (1)	TS401
B. Kawasaki JS440/550 (2)	TS41
C. Yamaha Super Jet (1)	TS421



HANDLE POLE DIECUT DECALS

Factory team replica diecut vinyl decals

Description	Part No.
Black	70-9250
White	70-9255



HANDLE POLE BUSHINGS

Description	Part No.
A. Bushing for OEM Kawasaki 440/550 Handle Pole	58-5995
Bushing for OEM Kawasaki 750/800 Handle Pole	58-5998
B. AC Handle Pole Bushings	03-3300
C. Kawasaki 800SXR UMI Handle Pole Pivot Bushing only sold per one piece (Required 2 pcs.)	KA-24104
Yamaha UMI Handle Pole Pivot Bushing only sold per one piece (Required 2 pcs.)	PO-24103



SXR BILLET HOOD BUMPER

Direct replacement for OEM bumper. Includes pre-cut foam and hardware. For Kawasaki 800SXR/750SXI.

Description	Part No.
Hood Bumper Clear	KAALWK542CL
Hood Bumper Green	KAALWK542GN
Hood Bumper Red	KAALWK542RD



UMI



BLOWSION

HANDLE POLE EXTENSION LIMITING ROPE

This pole limiting rope is to STOP pole from extending approx 2-3" from total max extension. This prevents the forward motion of the pole. Fits all stand up Yamaha Super Jet, Polaris Octane, Kawasaki SXR 800, 750 SX & all JS models. A must for ocean or big wave riders


Description	Part No.
UMI Limiting Rope Kit (picture shown)	YA-09100
Blowision Limiting Rope Kit	AWAC127

HANDLE POLE SPRING

Greatly reduces weight of stock handle pole up to 75% and reduces rider arm and shoulder fatigue.

Yamaha	Part No.
A. Super Jet Pre 95	UYA05010
B. Super Jet 96+	YAMAL050

Kawasaki	Part No.
C. 440/550	58-5501
D. 800SXR	KA800AC



R&D SPRING TENSIONER KAWASAKI 800SXR

The R&D adjustable spring tensioner allows you to adjust and tune to find the best tension for you.

Kawasaki	Part No.
800SXR	521-80000



JSU SPRING TENSIONER KAWASAKI 800SXR

Greatly reduces weight of stock handlepole up to 75%. Mounts easily using supplied hardware and retains stock handlepole locking pin.

Kawasaki	Part No.
800SXR	JSU-800STB



SPRING TENSION STAND

The 750SX and SXI comes with an excellent pole spring from the manufacture. By installing this accessory which takes less than one minute, additional tension is placed on the spring. Reduces weight from 6lbs to 2.5lbs

Kawasaki	Part No.
750SX/SXI Tension Stand	58-6000



TBM RACING TENSIONER KAWASAKI 800SXR

TBM billet spring tensioner is available in two heights to optimize your comfort. The standard height is recommended for the stock handle pole, while the short height is designed for the aftermarket aluminum handle poles on the market.

Kawasaki	Part No.
E. 800SXR Short	TBM104-S
F. 800SXR Tall	TBM104-T



HANDLE POLE BRACKET

This bracket provides the lowest possible pivot point, moves the hinge point of the pole one inch forward (for better leverage and comfort), corrosion resistant stainless construction.

Description	Part No.
SJ96+ Handle Pole Bracket	SR71B-001



HOT PRODUCTS CAST HANDLE POLE PIVOT MOUNT

OEM replacement and is properly engineered from 356b alloy aluminum and heat treated to a T-6 condition to withstand the most abusive conditions.

Description	Part No.
SJ96+	58-5922
FX1	58-5922-FX1




U.M.I. BILLET YAMAHA HANDLE POLE BRACKET

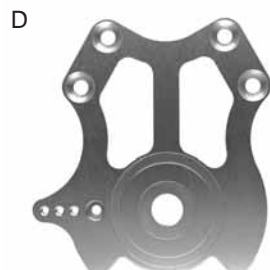
Handlepole crown is machined from 6061-T6 billet aluminum for maximum strength and durability. Wider mounting surface helps put an end to broken handle pole brackets.

Description	Part No.
SJ 96+ Standard	YA-09000

FUEL SYSTEMS	ENGINE/GASKETS	EXHAUST	DRIVE LINE HANDLING	ELECTRICAL	WATERLINE /BILGE	STEERING & CONTROLS	BODY	ACCESSORIES	SERVICE TOOLS /HARDWARE	CHEMICAL	FREESTYLE & 800SXR	FOUR STROKE
--------------	----------------	---------	---------------------	------------	------------------	---------------------	------	-------------	-------------------------	----------	--------------------	-------------



Yamaha Superjet



Kawasaki 800 SXR



NEW



TBM YAMAHA SHORTENED TURN PLATE

Designed for the aggressive racer, freestyler, or freerider, the Turn Plate positions the rider forward of the ski for more control and maneuverability. TBM Turn Plate has two sets of handlebar mounting holes, enabling the rider to choose between -1", or -1.5" from the stock location.

TBM KAWASAKI SHORTENED TURN PLATE

Introducing a simple yet effective part designed to move the rider forward in the tray for a more aggressive riding position. If you are tired of having to choose from three steering pivot positions, we've got your fix providing an infinite amount of adjustment from subtle to aggressive and anything in between.


-1" SX-R TURN PLATE

Moves the normal rider position forward approximately 1 inch. Helps to reduce hull porpoising and dramatically improves handling. For SX-R with UMI handle pole and UMI bearing system. *Use with UMI Part#JS-04103

Kawasaki SX-R	Part No.
-1" SX-R Turn Plate	KASXAL191

Yamaha Super Jet 96+	Part No.
Shortened Turn Plate	TBM102-YAM

Kawasaki SX-R	Part No.
-1" SX-R Turn Plate	TBM102



TBM SEALED BEARING STEERING SYSTEM

Designed for a Kawasaki/Yamaha/Polaris stand-up. We utilize two high quality thrust bearings and Quattro Seal to eliminate friction and slop while keeping the elements from contaminating the bearings.

Description	Part No.
Kaw/Yam/Pol Sealed Bearing Steering System	TBM126
Bearing Replacement Kit	TBM126-B
-1" Kawasaki SXR Turn Plate	TBM102
-1"/-1.5" Yamaha Turn Plate	TBM102-YAM



DOO SPEED OEM TYPE STEERING SYSTEM

If you like the Yamaha OEM Steering with an after-market Turn Plate, this is the solution. Utilizing the OEM washers, this system makes smooth turns at a fraction of the cost. Slight modifications to the washer is required. Made in Japan.

Description	Part No.
Turn Plate Stud Mount	DO-TP



SAMORA'S BILLET SEALED BEARING TURN PLATE FOR KAWASAKI OEM HANDLEPOLE

Kawasaki	Part No.
750 SX/SXI/SXI-Pro	SSP-1005



SJ 96+ Handlebar Pad Cover



Replacement Bearing Kit

SEALED BEARING POWER TURN PLATE STEERING SYSTEM

Description	Part No.
A. Super Jet/Kawasaki 800SXR* Mounting System	JS-04103
B. Set of Clamps (silver)	58-8970
C. Yamaha Super Jet Turn Plate	YA-04104-CLR
D. Kawasaki 800SXR Turn Plate*	JS-04105-CLR
E. Super Jet 96+ Handlebar pad cover	YA-04109
F. Replacement Bearing Kit	58-8434

* Kawasaki 800SXR: This mounting system and turn plate only fits the UMI Handle Pole. *This kit does not fit on Kawasaki OEM Handle Pole.*

UMI TOP STOP BILLET STEERING

Top stop steering for positive control and extraordinary strength. Improved handling by shifting weight to correct point on watercraft. Available for most sport and runabout models.



**Sea Doo RXP,
RX & GSX**



Sea Doo XP97+

Yamaha GP1200R



**Kawasaki
STX-R**



UMI STEERING ARM ONLY FOR STEERING SYSTEMS

Sea Doo	Part No.
XP/SPX, HX	58-6317-ARM
XP 97-98, XP LTD	58-6324-ARM
GSX	58-6321-ARM

Yamaha	Part No.
Wave Blaster	58-6313-ARM
Wave Blaster,	



800SXR RAPID RATIO STEERING PLATE AND SUBSHAFT

The R&D SXR 800 Rapid Ratio Steering Plate was designed to increase steering nozzle turning ratio using three adjustable steering cable ball pivot positions (Stock plus 8 mm, and 16 mm). The R&D Steering Plate also has a redesigned stop system, which will allow the steering plate to be relocated 1 inch forward. Must use the R&D Steering Subshaft for 1 inch shorter handle pole length.

Description	Part No.
H. R&D Rapid Ratio Steering Plate	521-80010
I. R&D Steering Subshaft	521-80020

NEW



Kawasaki Ultra 250

Sea Doo	Billet Steering Part No.
XP 93-96, SP/SPI/SPX 94-98	58-6317
GSX/GTX/GTI/GTS/GSI/GS 96+, RX, RXP, RXT	58-6321
XP 800 97-98, XP-LTD 951 98+	58-6324

Yamaha	Billet Steering Part No.
GP760/800/1200/Waveblaster II	58-6305
XL800-1200LTD/SUV, XLT1200	58-6326
GP1200R/GP1300R	58-6327

Kawasaki	Part No.
650X2	58-6307
Ultra 150	58-6325
STXR/STX-15F**	58-6329
Ultra 250*	KA-04608-250X

* Includes Off Throttle Steering Sensor Bracket
** Reverse does not work



REPLACEMENT BEARING KIT FOR UMI STEERING SYSTEMS

Description	Part No.
Replacement Bearing Kit For all Steering Systems except XP97+ (requires 2 kits)	58-6300



TBM RACING KAWASAKI OEM REPLACEMENT TURN PLATE

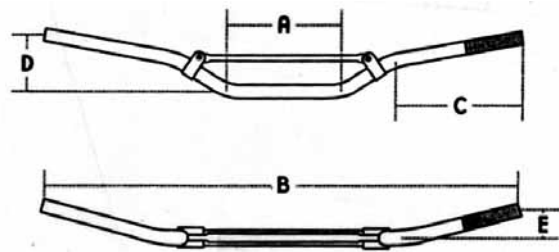
(Compatible with '92 - '02 750SX/SXI/SXII Pro and '03 - '05 SX-R 800)
Introducing our OEM replacement turn plate for the 750 and 800 Kawasaki stand-ups. Our turn plate has many unique features including two handlebar positions giving the rider an option depending on conditions and riding style. In addition you have the option of using our replacement stud that allows you to relocate the turn plate an inch forward from the stock location. Combining the two options gives you a slightly over 1.5" forward from stock.

Description	Part No.
Kawasaki OEM Replacement Turnplate	TBM102-OE
Turn Plate Stud	TBM102-S



NEW

STAR BAR WATERCRAFT HANDLEBARS



REF.	A	B	C	D	E
SB1005	200mm (7.85")	645mm (25.4")	35mm (1.4")	/	/
SB1006	160mm (6.3")	765mm (30.1")	200mm (7.9")	60mm (2.4")	30mm (1.2")

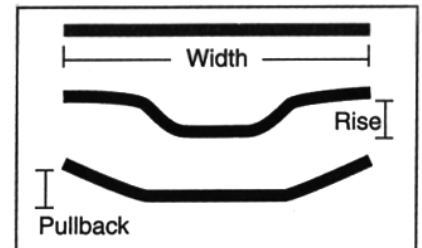
STAR BAR FREESTYLE HANDLEBARS

Models	Colors	Part No.
Kawasaki/Yamaha 0 Degree	Silver	SB1005SIL
Kawasaki/Yamaha 0 Degree	Blue	SB1005BLU
Kawasaki/Yamaha 0 Degree	Titan (Dark Grey)	SB1005TIT
Kawasaki/Yamaha 0 Degree	Black	SB1005BLK
Kawasaki/Yamaha 0 Degree	Red	SB1005RED
Kawasaki/Yamaha 3 Degree	Silver	SB1005-3SIL
Kawasaki/Yamaha 3 Degree	Blue	SB1005-3BLU
Kawasaki/Yamaha 3 Degree	Titan (Dark Grey)	SB1005-3TIT
Kawasaki/Yamaha 3 Degree	Black	SB1005-3BLK
Kawasaki/Yamaha 3 Degree	Red	SB1005-3RED
Kawasaki/Yamaha 5 Degree	Silver	SB1005-5SIL
Kawasaki/Yamaha 5 Degree	Blue	SB1005-5BLU
Kawasaki/Yamaha 5 Degree	Titan (Dark Grey)	SB1005-5TIT
Kawasaki/Yamaha 5 Degree	Black	SB1005-5BLK
Kawasaki/Yamaha 5 Degree	Red	SB1005-5RED



STAR BAR RUNABOUT HANDLEBARS

Models	Colors	Part No.
Runabout	Silver	SB1006SIL
Runabout	Blue	SB1006BLU
Runabout	Titan (Dark Grey)	SB1006TIT
Runabout	Black	SB1006BLK
Runabout	Red	SB1006RED



UMI RACE HANDLE BARS

Models	Surface	Pad Size	Part No.
Sea Doo All (except GTS/GTX)	Polish	Medium	SD-01400POL
Sea Doo All (except GTS/GTX)	Black	Medium	SD-01400BKA
Sea Doo GTS/GTX, XP97-98	Polish	Large	SD-01401POL
Sea Doo GTS/GTX, XP97-98	Black	Large	SD-01401BKA
Polaris (use with UMI Steering System only)	Polish	Large	PS-01500POL
Yam W/Blaster	Polish	Small	YA-01300POL
Yam W/Raider, Blaster II, Venture, GP760/1200,XL1200,SUV8XL800	Polish	Small	YA-01301POL
Yam W/Raider, Blaster II, Venture, GP760/1200,XL1200,SUV8XL800	Black	Small	YA-01301BKA
Kawasaki 750SS/XI/XIR	Polish	Medium	KA-01100POL
Kawasaki X2/ZXI/STXR/Ultra 150	Polish	X-Large	X2-01200POL
Kawasaki X2/ZXI/STXR/Ultra 150	Black	X-Large	X2-01200BKA

Part No.	Models	Width	Rise	Pullback
SD-01400	Sea Doo	29.75"	2.75"	1.00"
SD-01401	RXP/GTX	30.50"	3.00"	1.50"
PS-01500	Polaris	28.75"	4.00"	2.25"
YA-01300	W/Blaster	26.00"	2.50"	1.50"
YA-01301	GP/GPR	28.75"	2.00"	1.50"
KA-01100	750SS/XI	27.50"	3.00"	1.25"
X2-01200	STXR/ULTRA	29.50"	4.00"	2.00"



UMI FREE STYLE HANDLE BARS

Models	Surface	Pad Size	Part No.
Yamaha/Kawasaki 0 Degrees	Polish	Small	YA-01105POL
Yamaha/Kawasaki 0 Degrees	Black	Small	YA-01105BKA
Yamaha/Kawasaki 4 Degrees	Polish	Small	YA-01106POL
Yamaha/Kawasaki 4 Degrees	Black	Small	YA-01106BKA



MOTOINE ADJUSTABLE HANDLEBAR


Utilizing handlebar clamp holes, this Motorcycle Road Racing type handlebar allows you to adjust the handlebar position from -4 degrees to +16 degrees.

Kawasaki	Part No.
Adjustable Handlebar for 800SXR	MR-SXR-012



EXTENDED HANDLE BARS

Models	Surface	Part No.
Yamaha/ Kawasaki	0 Degrees	Polished YA-01100POL
Yamaha/ Kawasaki	4 Degrees	Polished YA-01104POL
Yamaha/ Kawasaki	7 Degrees	Polished YA-01101POL



HANDLE BAR STEERING MOUNT COVER AND SAFETY SWITCH BRACKET

When you install aftermarket handlebars on your Sea Doo using the OEM steering system the OEM pad cover will no longer fit. AP Designs has developed this new pad to allow for the bars to fit properly and protect you while riding your Sea Doo as well as to hide the ugly cast steering system. Also developed in conjunction with this cover is a safety switch mounting bracket.

Sea Doo	Part No.
Handlebar Mount Cover for	SD-HCV
Sea Doo RXP, RXT, RX, GSX, GTX, GTI, GTS, GSI, GS 96+	
Safety Switch Mounting Bracket	N-SDSWMT



UMI BILLET 3 SWITCH HOLDER For Aftermarket Handlebar

Description	Color	Part No.
SeaDoo	Polished	58-2004



UMI BILLET STOP SWITCH HOLDER For Aftermarket Handlebar

Description	Color	Part No.
SeaDoo	Polished	58-2003



UMI HANDLE BAR PAD COVERS


Small: Freestyle, Blaster, Raider and Go-Ped Bars - 5 1/4"
Medium: SS-XI and standard Sea Doo Bars - 6"
Large: GSX and Polaris Bars - 7 3/4"
X-Large: X2/Ultra Bars - 9 1/2"

Description	Color	Part No.
Small	Silver/Black/Red	PG-83249-SIL
Medium	Silver/Black/Red	PG-83250-SIL
Large	Blue	PG-83251-BL
Large	Silver/Black/Red	PG-83251-SIL
Large	Silver/Purple	PG-83251-PUR
Extra Large	Blue	PG-83252-BL
Extra Large	Silver/Black/Red	PG-83252-SIL
Extra Large	Silver/Purple	PG-83252-PUR



WISECO HANDLE BAR PAD COVERS

Description	Size	Color	Part No.
Wiseco Pad	9.5"	Black/White	W5761



UMI RXP TRIM/SWITCH HOUSING

U.M.I.'s trim/switch housing is machined from 6061-T6 billet aluminum, replacing the stock plastic housing. Trim/switch housing uses the factory variable trim switch and start/stop switch. This housing must be used with the U.M.I. GSX/RXP (P/#58-6321) steering system, aftermarket bars and finger throttle.

Sea Doo	Part No.
RXP Silver	SD-01600-CLR



ATI GRIP KEEPER

This Big Flange plugs for ATI grips are specially designed and sized for Aftermarket handlebars such as UMI Racing Handlebars.

Description	Part No.
ATI Grip Keeper for UMI Handlebar	58-4085

FUEL SYSTEMS	ENGINE/GASKETS	EXHAUST	DRIVE LINE HANDLING	ELECTRICAL	WATERLINE /BILGE	STEERING & CONTROLS	BODY	ACCESSORIES	SERVICE TOOLS /HARDWARE	CHEMICAL	FREESTYLE & 800SXR	FOUR STROKE
--------------	----------------	---------	---------------------	------------	------------------	---------------------	------	-------------	-------------------------	----------	--------------------	-------------



R&D AUTO DROP NOZZLE KITS

Yamaha GP1200R



The R&D VTS/Auto Drop Nozzle is the first manually activated VTS nozzle with Auto Drop functions! When riding with the VTS adjusted in the neutral position the nozzle will drop 5 degrees

in the turns allowing for a much smoother high speed turn to be made. When the steering reaches the straight position the nozzle returns back to the straight position. When riding with a full tank the best VTS setting is usually in the click up position and stays there. With the R&D VTS Nozzle Kit you can ride 1 click up (5 degrees up) and when you turn the nozzle will drop 5 degrees which is back to zero or straight position. When steering returns back to straight the nozzle resumes the one click up (5 degrees up) position.

Sea Doo RXP



The R&D RXP Auto Trim Kit was developed to override the OEM VTS System with a fully adjustable and fully automatic trim system! The R&D Auto

Trim automatically drops a rider preferred adjustable 2-8 degrees.

Drive from turn to turn never worrying whether the trim is in the best position for perfect turn negotiation! For long straight rides install the R&D VTS/Holeshot Driver Rod (Pt.# 163-21503), which works in conjunction with the R&D Auto Trim to electronically override the Auto Trim back to the OEM VTS Nozzle angle trim settings!

Honda R12X1200



R&D Honda F12X 1200 T3 Auto Drop Nozzle kit is a great feature addition to the F12X since it is not equipped with a trim system from the manufacturer.

R&D Honda R12X T2 VTS/Auto Drop Nozzle Kit will reduce porpoising and significantly increase cornering capabilities, and is fully adjustable over the OEM Nozzle Kit. The OEM VTS system is fully functional.

Yamaha

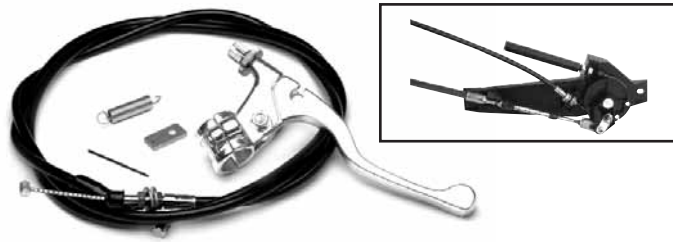
	Part No.
GP1200R VTS Auto Drop Nozzle Kit	162-12001
GP1300R VTS Auto Drop Nozzle Kit	162-13000

Honda

	Part No.
R12X 1200 T2	165-12002
F12X 1200 T3 VTS Auto Drop Nozzle Kit	165-12003

Sea Doo

	Part No.
RXP	163-21502
RXP Holeshot Rod for use with #163-21502	163-21503
GTX 4-Tech/RXT Auto Trim Kit	163-95003



RIVA DROP NOZZLE KIT

Convert your twist style Quick Shift trim system (QSTS) into a spring loaded, lever actuated system that instantly drop steering nozzle down when pulled.

Yamaha	Part No.
GP1300R/GP1200R/GP800R	RY2420



BLOWSION IZZNELL TWISTER NOZZLE

Available for all years Yamaha SuperJets. Allows additional throw on steering nozzle and multiplies the turning radius exponentially. A surf and freeride necessity!

Yamaha	Part No.
Izznell Twister Nozzle Bracket only	YASJAC666



SATO ENGINEERING AUTO DROP NOZZLE FOR STXR

Made in Japan. Exit Pump Nozzle size 82mm.

Kawasaki	Part No.
Auto Drop Nozzle 1200STXR	SE-013037

SATO ENGINEERING DROP NOZZLE KIT FOR 800SXR



- Inner Venturi design with fins improve performance.
- Steering nozzle is 20mm longer than Stock for better control.
- Exit pump nozzle size is changeable with rings.
- Ring size is available: 76/77/78/79/80/81/82mm.
- Steering nozzle size is fixed with 83mm

Kawasaki	Part No.
Drop Nozzle Kit 800SXR	SE-013014
Cable Only (141"Long)	SE-013014-CABLE
Ring Only*	SE-013014-SIZE

Kawasaki
800 SX-R



Yamaha
Super Jet



SATO ENGINEERING FREE STYLE UPSTEERING NOZZLE

The angle of the Sato Kawasaki steering nozzle is fixed upward 3.5 degrees for easy jumping of "Barrel Rolls."

Sato Super Jet steering nozzle has adjustable angles between 0 to 5 degrees for rider's preference.

Description	Part No.
Kawasaki 800SXR 3.5Deg Up Nozzle	SE-013102
Super Jet 0-5 Deg Adjustable Up Nozzle	SE-013103

SE-013015-R



SE-013020-R



SATO ENGINEERING FLIP NOZZLE KIT

You must have this Flip Nozzle Kit for the trick of "Back Flips" and "Barrel Rolls." This kit allows the nozzle to move upwards up to 20 degrees. Steering nozzle is 30mm longer than stock. Exit nozzle size is changeable with ring. (76-82mm)

Description	Part No.
Kawasaki 800SXR Flip Nozzle Kit	SE-013015-R
Super Jet Flip Nozzle Kit	SE-013020-R



Sea Doo
RXP

Kawasaki
Ultra
150



Yamaha
GP 1200R/GP1300R

R&D HYDRO FORCE STEERING NOZZLE

The new lengthened design delivers a full 1 MPH speed gain over stock. The pivot point position improves the turning radius allowing you to carve tighter turns with a more positive feel. Improved performance through speed, acceleration and handling.

Sea Doo	Part No.
RXP (+15mm)	163-21500
Yamaha	
GP 1200R / 1300R	162-12000
FX140 / FX H.O.	162-14000
Kawasaki	
Ultra 150	161-15000

Skat-Trak USA
PERFORMANCE PRODUCTS



SKAT TRAK DROP NOZZLE KIT

A must if you race your Kawasaki 800 SX-R closed course at a professional level. It allows you to drop or trim the steering nozzle with a manually operated, handlebar mounted lever. Our new Kawasaki SX-R 800 Drop Nozzle Kit is compatible with the OEM 140mm pump and our Skat-Trak Magnum Pump System. The kit includes an aluminum extended Steering Nozzle, a manual Trim Cable, and all the hardware for mounting. (Lever sold separately.) *Recommend Stock 80/83, LTD 81/84 or 82/85, s/s 83/86.

Kawasaki 800 SXR	Part No.
Drop Nozzle Kit 80/83	PRNKAW800SXR80
Drop Nozzle Kit 81/84	PRNKAW800SXR81
Drop Nozzle Kit 82/85	PRNKAW800SXR82
Drop Nozzle Kit 83/86	PRNKAW800SXR83
Trim Cable only	PRSTKAWSXRT



SLOP FREE STEERING CABLE ENDS

Direct replacement for the O.E.M. steering cable that quickly wear and become sloppy. Eliminate all free-play in your steering by installing our slop free steering cable ends. Incorporating CNC machined delrin washers that adjust to capture the ball joint and prevent friction and wear. Fits all Kawasaki Jet Skis and every other manufacturer's craft that uses a 9mm ball joint.

Description	Part No.
Slop Free Steering Cable Ends	TBM112



UMI TRIM LEVERS

Billet Aluminum Trim Lever for Trim Tab and Quick Trim Nozzle.

Description	Part No.
UMI Trim Lever	KA-01525-CLR

FUEL SYSTEMS
ENGINE/GASKETS
EXHAUST
DRIVE LINE HANDLING
ELECTRICAL
WATERLINE /BILGE
STEERING & CONTROLS
BODY
ACCESSORIES
SERVICE TOOLS /HARDWARE
CHEMICAL
FREESTYLE & 800SXR
FOUR STROKE



UMI BILLET FINGER THROTTLE

Lever perch is machined at an angle which makes the lever pull at a downward sloping angle. This motion keeps the lever at the tip of your finger throughout the throttle range greatly reducing arm pump and providing superb throttle control. Also available in traditional straight pull. Teflon bushings eliminate the play common in other throttles and provides a smoother throttle pull. Stainless steel pin and C-Clip eliminates corrosion at hinge point. Available for all models. Also available in anodized black. Some models require throttle cable adapter.




HOT PRODUCTS ALUMINUM TRIGGER THROTTLE LEVERS

Fits 86-95 Kawasaki & Polaris. 10mm Throttle Cable Kawasaki 550 (86-95), 650 (86-95), 750 SX-SS-SXI (92-95), 750 ST (94-95). An adapter required for Sea Doo, Yamaha and Kawasaki Pre 86 & 96+.

Description	Part No.
Silver	58-0970
Black	58-0971



Description	Part No.	Description	Part No.
Silver Straight	58-0965	Silver Regular	58-0960
Black Straight	58-0966	Black Regular	58-0961



PJS BILLET THROTTLE LEVER

Billet constructed throttle features nylon cable roller, nylon bushing and thrust washers, 3 cable throw positions, 6mm stainless steel bolts. This lever is specially designed to contour around your index finger. The narrow lining allows you to gain quicker response on hole shots without your middle finger getting in the way of a full pull.

Description	Part No.
Silver	58-0981
Black	58-0982



TBM HI PERFORMANCE ADJUSTABLE FINGER THROTTLE

Precision machined from aircraft grade aluminum featuring a bushing pivot, fully adjustable perch and ergonomically correct to reduce hand fatigue. Fully rebuildable design allows you to replace the pivot bearing extending the life of the throttle lever. Also available with a needle bearing pivot for the ultimate in precision ergonomics.

Description	Model	Part No.
Polished	Bushing	TBM118B-CLR
Black	Bushing	TBM118B-BLK
Polished	Bearing	TBM118BB-CLR
Black	Bearing	TBM118BB-BLK



SATO ENGINEERING T-4 LEVERS

Sato Engineering Type 4 Power Levers are made in Japan with the high grade aluminum and to very tight tolerances to ensure comfort. These levers are world famous and used by racers worldwide.

Description	Part No.
Blue	SE-002442



NEW

BLOWSION BILLET THROTTLE LEVER

Machined with the stand-up rider comfort at a premium, the new Blowsion straight pull finger throttle levers are ergonomically designed for premium fit and feel whether you are on the waves or on the buoys. Lever angle is situated to reduce hand and arm fatigue. Delron bushings eliminate the play common in OEM throttle levers and provide a smooth throttle pull action. All stainless hardware at the hinge point eliminates corrosion and play 100%. No "C" clips are used in the throttle lever assembly.

Description	Part No.
Clear	03-01-605
Black	03-01-606
Green	03-01-607



THROTTLE CONVERSION KIT, ALL 4-TEC 4-STROKE - RXP - RXT - GTX - GTI

Quickly and easily transform your Sea Doo thumb throttle into a more natural finger throttle with our Throttle Conversion Kit. Aluminum extensions insert directly into bar ends adding 1-3/4" to each side providing more turning leverage and a more natural riding position. Molded steering pad end cap mates to finger throttle for a clean factory look. No modifications to existing handlebars necessary and minimal downtime. Available for RXP and GTX 4-TEC 4-stroke models with stock and aftermarket grips. Includes drill bit, tap, stainless steel bolt (to secure throttle trigger to handlebars) and complete installation instructions.

Sea Doo	Part No.
For stock grips. All 4-TEC 4 stroke	RS2455
For aftermarket grips. All 4-TEC 4 stroke	RS2455-1

HOT PRODUCTS THROTTLE CABLE ADAPTERS



Description	Part No.
Cable Adapter for Sea Doo XP (93) All Sea Doo Models (94-00)	58-1996



Description	Part No.
Cable Adapter for Kawasaki Pre-86, Yamaha & all Wet Jet 6mm Throttle Cable Kawasaki 440 (76-86), 550 (82-85), Yamaha All Models (87-00)	58-0990




Description	Part No.
Cable Adapter for Kawasaki 96+ 8mm Throttle Cable Kawasaki 750 SS-XI-SXI (96-00) 750 STS (95-97), ZXI (95-00), STX (97-00)	58-0991



BILLET COVERS FOR SEA DOO OEM HANDLEBARS

Description	Color	Part No.
Cover for Sea Doo OEM Handlebar	Purple	58-1994-PPL



HANDLEBAR COVER CAP FOR SEA DOO 4-TEC - RXP - RXT - GTX - GTI

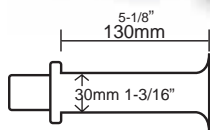
Description	Part No.
Handlebar Cover Cap	FB001-SD

FUEL SYSTEMS	ENGINE/GASKETS	EXHAUST	DRIVE LINE HANDLING	ELECTRICAL	WATERLINE /BILGE	STEERING & CONTROLS	BODY	ACCESSORIES	SERVICE TOOLS /HARDWARE	CHEMICAL	FREESTYLE & 800SXR	FOUR STROKE
--------------	----------------	---------	---------------------	------------	------------------	---------------------	------	-------------	-------------------------	----------	--------------------	-------------



ATI TWO PLY GRIPS

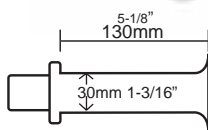
Two ply construction. Inner core harder. Outer Layer is softer to help reduce vibration and hand fatigue.



Hard

955 FLAME

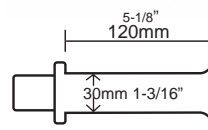
Big Flange	Part No.
Black	58-4075
Red	58-4076
Blue	58-4077
Grey	58-4078



Medium Soft

JACKSON

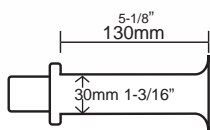
Big Flange	Part No.
Red	58-4046
Blue	58-4047
Grey	58-4048



Medium Soft

SCHWARTZ

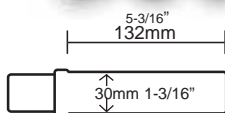
Big Flange	Part No.
Black	58-4070
Red	58-4071
Blue	58-4072



Soft

WARLOCK

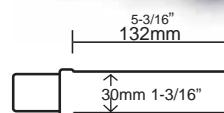
Big Flange	Part No.
Black	58-4086
Red	58-4087
Blue	58-4088



Medium Soft

JACKSON

No Flange	Part No.
Black	58-4050
Red	58-4051
Blue	58-4052
Grey	58-4053

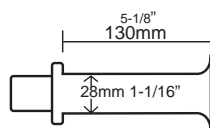


Medium Soft

SCHWARTZ

No Flange	Part No.
Black	58-4055
Red	58-4056
Blue	58-4057

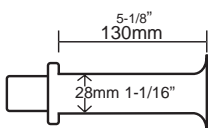
ATI SINGLE PLY GRIPS



Soft Slim

SPIKE ISO

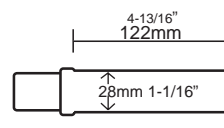
Big Flange	Part No.
Black	58-4036
Red	58-4040
Yellow	58-4041



Soft Slim

POS-A-TRAC

Big Flange	Part No.
Black	58-4037
Red	58-4042
Yellow	58-4043



Soft Slim

NEWTRON

No Flange	Part No.
Black	58-4065
Clear	58-4066

NEW SLIM LINE SPIDER GRIPS

New slim line Spider Grips are specially made for watercraft. These Grips are available with or without a flange. The diamond pattern sheds water as well as dampening out vibrations.




WATERCRAFT FLANGELESS GRIP

Description	Part No.
Blue	A3-BL
Red	A3-R
Yellow	A3-Y



WATERCRAFT FLANGE GRIP

Description	Part No.
Titanium w/Black	SLT T/B
Red w/Black	SLT R/B
Blue w/Black	SLT BL/B
Green w/Black	SLT K/B



AME WATERCRAFT GRIPS

Description	Part No.
Black	58-4001
Blue	58-4002
Yellow	58-4006
Purple	58-4000



AME TRI STAR PWC GRIPS

Description	Part No.
Black	58-4011
Blue	58-4012
Red	58-4013



GRIP-IT, INSTANT GRIP GLUE

10 to 25 second adhesive

Description	Part No.
1 oz. (28.4g) bottle	58-4094
12 bottles with POP display	58-4095

ThreeBond

3BOND GRIP LOCK



A high strength adhesive specially formulated to keep grips in place without damaging the rubber. Ideal for Snowmobile, Motorcycle, ATV and Personal Watercraft

Description	Part No.
ThreeBond Grip Lock 30gm (Dealer)	1501CT100
ThreeBond Grip Lock 10gm (Individual)	1501CT102

FUEL SYSTEMS
ENGINE/GASKETS
EXHAUST
DRIVE LINE HANDLING
ELECTRICAL
WATERLINE /BILGE
STEERING & CONTROLS
BODY
ACCESSORIES
SERVICE TOOLS /HARDWARE
CHEMICAL
FREESTYLE & 800SXR
FOUR STROKE



Easy Installation No Grip Glue Required


Revolutionary Non-Slip Technology for the Wettest Environments on Earth

- Lock-On Grip System eliminates grip twisting and slippage without the need for ties or glues.
- Replaceable aluminum Lock Jaw clamps lock grip onto bars like a vise to prevent slippage.
- New 3/4 Flange helps keep hands from slipping without interfering with thumb throttle systems.
- Fits on aftermarket handlebars such as UMI, etc.

Aluminum Lock Jaw clamps grips onto bars like a vise to prevent slipping.

Soft and tacky outer layer cushions hands and provides optimal traction.

New aluminum bar and snap cap.



Durable inner sleeve allows grip to easily slide onto bars.

ODI ROGUE LOCK-ON GRIPS

- Thick raised pads for maximum shock absorption
- Texture surface pattern for better control
- Elevated thread pattern channels water off the grip

Soft



Description	Part No.
Rogue, Thumb Throttle, 120mm, with 3/4 Flange	L30RG

ODI RUFFIAN LOCK-ON GRIPS

- Extra narrow diameter
- Diamondized surface for excellent traction

Medium Soft & Slim



Description	Part No.
Ruffian, Thumb Throttle, 120mm, with 3/4 Flange	L30RF

Soft



Description	Part No.
Rogue, No Flange, 130mm	L31RGS

Medium Soft & Slim



Description	Part No.
Ruffian, No Flange, 130mm	L31RFS



BILLET ALUMINUM END PLUG

each package contains 2 plugs

Description	Part No.
Aluminum Black end plug only	H70APB
Aluminum Silver end plug only	H70APS



ANODIZED ALUMINUM LOCK RING

Anodized aluminum lock ring for ODI grips. Lock-on system grips package's contains 4 lock rings each.

Description	Part No.
Griplock Lock Ring Anodized Yellow	GLRALYL
Griplock Lock Ring Anodized Green	GLRALGN
Griplock Lock Ring Anodized Purple	GLRALPU
Griplock Lock Ring Anodized Orange	GLRALOR
Griplock Lock Ring Anodized Gold	GLRALGD



X-Treme Elements Lock-On Grip

Medium
Soft



New! ODI Snap Caps



Description
X-Treme Pre-Cut Flange, 130mm

Part No.
L30XTH-G

Experience the Ultimate in Watercraft Control

Watercraft riders experience some of the most extreme elements on a regular basis. Our New X-treme Elements grip was designed to meet the increased demands of this unique environment. The grip has been designed to provide the highest level of traction and control possible exactly where you need it most with a deep knurled pattern that tapers toward the outside of the grip. The grip also features a raised diamond plate pattern that offers additional comfort as well as control across the length of the grip. We have also included our exclusive "pre-cut" style flange which is just large enough to easily reference your hand position, while also being small enough to stay out of the way when you are trying to access thumb-throttles or other handlebar components.

ODI RUFFIAN MX LOCK-ON GRIPS

NEW! The Ruffian MX Grip combines an ultra narrow knurled Ruffian surface pattern combined with a motocross inspired half-waffle pattern for a great all around grip.

Medium Soft
& Slim



Description
Ruffian MX, No Flange, 130mm

Part No.
L32RFB-S

ODI CROSS TRAINER LOCK-ON GRIPS

Medium Soft
& Slim



Description
Cross Trainer, No Flange, 130mm

Part No.
L30CTB-B

ODI LOCK JAW CLAMPS AND CAPS

- Sturdy one-piece machined aluminum design
- Replacement set includes 2.5mm bolts
- Available in anodized Black, Blue, Gray, Red & Silver



Description	Part No.
Lock Jaw Clamps and Caps, Black	D70LJB
Lock Jaw Clamps and Caps, Silver	D70LJS
Lock Jaw Clamps and Caps, Blue	D70LJU
Lock Jaw Clamps and Caps, Red	D70LJR
Lock Jaw Clamps and Caps, Gray	D70LJG

ODI LOCK JAW REPLACEMENT BOLTS

These bolts are replacements for the specially designed allen bolts used with Lock Jaws and eliminates the need to buy an entire new set of clamps just to replace the bolts.



5 Bolts/pack

Description
Lock Jaw Replacement Bolt Set

Part No.
F7ORSB

FUEL SYSTEMS
ENGINE/GASKETS
EXHAUST
DRIVE LINE HANDLING
ELECTRICAL
WATERLINE /BILGE
STEERING & CONTROLS
BODY
ACCESSORIES
SERVICE TOOLS
CHEMICAL
FREESTYLE & 800SXR
FOUR STROKE

FUEL SYSTEMS
ENGINE/GASKETS
EXHAUST
DRIVE LINE HANDLING
ELECTRICAL
WATERLINE /BILGE
STEERING & CONTROLS
BODY
ACCESSORIES
SERVICE TOOLS /HARDWARE
CHEMICAL
FREESTYLE & 800SXR
FOUR STROKE



Ultra Grip Material



Sure Grip Material

ULTRA GRIP SEAT COVERS & SURE GRIP SEAT COVERS

ULTRA GRIP — Our Ultra Grip material is a rubberized, waffle patterned material designed for the recreational and racing enthusiast. It provides exceptional grip without sacrificing rider comfort. Because of its rubberized nature, the rider can ride comfortably in swim trunks and still expect exceptional traction. This material also provides excellent grip for racers and riders wearing wetsuits.

SURE GRIP — Our Sure Grip material is an aggressive material designed for watercraft racers. It is extremely durable and provides exceptional grip for racing applications. We recommend that riders wear a wetsuit when using a Sure Grip seat cover.

YAMAHA

GP800R/1200R/1300R



Black/White/Silver

Yamaha	Part No.
Ultra Grip Top	UYAGPR-BK/WT/SL
Sure Grip Top	SYAGPR-BK/WT/SL

FX140/High Output



Black/White/Silver

Yamaha	Part No.
Ultra Grip Top	UYAFX-BK/WT/SL
Sure Grip Top	SYAFX-BK/WT/SL

VX110



Black/White/Silver

Yamaha	Part No.
Ultra Grip Top	UYAVX110-B/W/S
Sure Grip Top	SYAVX110-B/W/S

YAMAHA

GP1200



Black/Silver/White

Yamaha	Part No.
Ultra Grip Top	UYAGP-BK/SL/WT
Sure Grip Top	SYAGP-BK/SL/WT

SEA DOO

RXP



Black/Silver/Black

Sea Doo	Part No.
Ultra Grip Top	USDRXP-BK/SL/BK
Sure Grip Top	SSDRXP-BK/SL/BK

RXP



Black/Yellow/Silver

Sea Doo	Part No.
Ultra Grip Top	USDRXP-BK/YW/SL
Sure Grip Top	SSDRXP-BK/YW/SL

SEA DOO

4-TEC GTX RXT



Black/Silver/Black

Sea Doo	Part No.
Ultra Grip Top	USDGTX-BK/SL/BK
Sure Grip Top	SSDGTX-BK/SL/BK

4-TEC GTX RXT



Black/Silver/Rust

Sea Doo	Part No.
Ultra Grip Top	USDGTX-BK/SL/RU
Sure Grip Top	SSDGTX-BK/SL/RU

XP/XPL (97-02)



Black/Silver/Yellow

Sea Doo	Part No.
Ultra Grip Top	USDXP97-BK/SL/YW
Sure Grip Top	SSDXP97-BK/SL/YW

KAWASAKI

ULTRA 250



Black/Red/White
Black/Red/Silver

Kawasaki	Part No.
Ultra Grip Top	UKAU250-BK/RD/WT
Sure Grip Top	SKAU250-BK/RD/WT
Ultra Grip Top	UKAU250-BK/RD/SL
Sure Grip Top	SKAU250-BK/RD/SL

ULTRA 250



Black/Blue/White
Black/Blue/Silver

Kawasaki	Part No.
Ultra Grip Top	UKAU250-BK/BU/WT
Sure Grip Top	SKAU250-BK/BU/WT
Ultra Grip Top	UKAU250-BK/BU/SL
Sure Grip Top	SKAU250-BK/BU/SL

12F/15F 2006



Black/Silver/Green/Black
Black/Silver/Red/Black

Kawasaki	Part No.
Ultra Grip Top	UKASTX06-B/S/G/B
Sure Grip Top	SKASTX06-B/S/G/B
Ultra Grip Top	UKASTX06-B/S/R/B
Sure Grip Top	SKASTX06-B/S/R/B

STX-R/12F/15F



Black/Green/Silver/Carbon

Kawasaki	Part No.
Ultra Grip Top	UKASTX-B/G/S/C
Sure Grip Top	SKASTX-B/G/S/C

STX-R/12F/15F



Black/Red/Black/White

Kawasaki	Part No.
Ultra Grip Top	UKASTX-B/R/B/W
Sure Grip Top	SKASTX-B/R/B/W

STX-R/12F/15F



Super Seat

Kawasaki	Part No.
Ultra Grip Top	UKASTXR-SUPER
Sure Grip Top	SKASTXR-SUPER

STX-R/12F/15F



Super Seat - Flame Green

Kawasaki	Part No.
Ultra Grip Top	UKASTX-FLAME
Sure Grip Top	SKASTX-FLAME

STX-R/12F/15F



Super Seat - Flame Blue

Kawasaki	Part No.
Ultra Grip Top	UKASTX-FLM-BU
Sure Grip Top	SKASTX-FLM-BU

STX-R/12F/15F



Super Seat - Flame Red

Kawasaki	Part No.
Ultra Grip Top	UKASTX-FLM-RD
Sure Grip Top	SKASTX-FLM-RD

ULTRA 150/ULTRA 130 DI



Black/Silver/Blue

Kawasaki	Part No.
Ultra Grip Top	UKAULT-BK/SL/BL
Sure Grip Top	SKAULT-BK/SL/BL

ULTRA 150/ULTRA 130 DI



Black/Silver/Red

Kawasaki	Part No.
Ultra Grip Top	UKAULT-BK/SL/RD
Sure Grip Top	SKAULT-BK/SL/RD

KAWASAKI RACING TEAM STX-R
SIDE MAT WITH LIFTER REPLICA



Kawasaki	Part No.
1200STX-R	KASTXRSM-BLK/BLK
Ultra 250	KAU250SM-BLK/BLK

FUEL SYSTEMS
ENGINE/GASKETS
EXHAUST
DRIVE LINE HANDLING
ELECTRICAL
WATERLINE /BILGE
STEERING & CONTROLS
BODY
ACCESSORIES
SERVICE TOOLS /HARDWARE
CHEMICAL
FREESTYLE & 800SKR
FOUR STROKE



AP DESIGNS CHIN PAD COVER AND MAT FOR YAMAHA SUPER JET

FUEL SYSTEMS
ENGINE/GASKETS
EXHAUST
DRIVE LINE HANDLING
ELECTRICAL
WATERLINE /BILGE
STEERING & CONTROLS
BODY
ACCESSORIES
SERVICE TOOLS /HARDWARE
CHEMICAL
FREESTYLE & 800SXR
FOUR STROKE

SUPER JET 96+



Black/Black

Yamaha Part No.
Chin Pad YASJ96CP

SUPER JET 96+



White/Blue

Yamaha Part No.
Super Chin Pad YASJ96CP-WHT/BLU

SUPER JET 96+



Grey/Black

Yamaha Part No.
Super Chin Pad YASJ96CP-GRY/BLK

SUPER JET 96+



Flame-Blue

Yamaha Part No.
Super Chin Pad YASJ96CP-FLME-BU

SUPER JET 96+



Flame-Red

Yamaha Part No.
Super Chin Pad YASJ96CP-FLME-RD

SUPER JET 96+/KAW 800 SXR*



Flame-Green

Yamaha Part No.
Super Chin Pad YASJ96CP-FLME-GN
* KAW 800 SXR with After Market Handle Pole and Super Jet Chin Pad

SUPER JET 96+



Yamaha Part No.
Side Mat YASJ96SM

SUPER JET 96+



Yamaha Part No.
Side Mat with Lifter 10" YASJ96SM-LFT
Side Mat with Lifter 15" YASJ96SM-LFT15

SUPER JET 96+



Yamaha Part No.
Bottom Mat YASJ96BM

AP DESIGNS CHIN PAD COVER AND MAT FOR KAWASAKI

750 SX/SXI



Black/Black

Kawasaki Part No.
Chin Pad KA750SXCP

750 SX/750



Green/White

Kawasaki Part No.
Super Chin Pad KA750SXCP-GRN/WHT

800 SXR



Black/Black

Kawasaki Part No.
Chin Pad KA800SXRCP

800 SXR



Green/White

800 SXR



Flame-Red

800 SXR



Flame-Green

Kawasaki	Part No.	Kawasaki	Part No.	Kawasaki	Part No.
Super Chin Pad	KA800SXRCP-SUPER	Super Chin Pad	KA800SXRCP-FL-RD	Super Chin Pad	KA800SXRCP-FL-GN

*AP Designs 800 SX-R Kawasaki Chin Pad Cover fits also the Kawasaki SX and SXI models

750 SX/SXI



750 SX/SXI



800 SXR



Kawasaki	Part No.	Kawasaki	Part No.	Kawasaki	Part No.
Side Mat	KA750SXSM	Bottom Mat	KA750SXBM	Side Mat	KA800SXSM
Side Mat with Lifter 10"	KA750SXSM-LFT			Side Mat with Lifter 10"	KA800SXSM-LFT
Side Mat with Lifter 15"	KA750SXSM-LFT15			Side Mat with Lifter 15"	KA800SXSM-LFT15
				Bottom Mat	KA800SXRBM

800 SXR



New Design Rail Cap

800 SXR With Lifter 15"



Side Mat for New Rail Cap

800 SXR



Kick Tail

Kawasaki	Part No.	Kawasaki	Part No.	Kawasaki	Part No.
New Rail Cap	KA800SXR-RCNW	Side Mat with Lifter	KA800SXSRMRC	Kick Tail	KA800KICK

* Must use with KA800SXSRMRC

* This Side Mat is specially designed for wrapping onto New Rail Cap.

POLARIS OCTANE MATS

HYDROSPACE MATS



Polaris	Part No.
Bottom Mat	POOCTBM
Side Mat	POOCTSM
Chin Pad	POOCTCP



With 15" Side Lifter

HydroSpace	Part No.
Bottom Mat	HYDROSPACEBM
Side Mat	HYDROSPACESM
Bottom	HYDROSPACEBMKT
for Kick Tail	

AP DESIGNS SURE GRIP MAT SET

YAMAHA GP 800R/ 1200R/1300R



Black/Black

Yamaha	Part No.
	YAGPRMT-BLK/BLK

KAWASAKI ULTRA 150, 250 1200 STX-R, 15F



Black/Black

Kawasaki	Part No.
Ultra150	KAULTMT-BLK/BLK
STXR,15F	KASTXR-BLK/BLK
Ultra250	KAU250MT-BLK/BLK

FUEL SYSTEMS
ENGINE/GASKETS
EXHAUST
DRIVE LINE HANDLING
ELECTRICAL
WATERLINE /BILGE
STEERING & CONTROLS
BODY
ACCESSORIES
SERVICE TOOLS /HARDWARE
CHEMICAL
FREESTYLE & 800SXR
FOUR STROKE



HYDRO-TURF MATS

Hydro-Turf® is a leading manufacturer of performance traction mats and seat covers. Hydroturf offers some of the best looking, best gripping ride mats on the market. Superior traction grooves and excellent durability are the choice for amateur and professional riders looking to upgrade or replace their existing traction mats. Our jetski and personal watercraft upholstery kits are designed to replace worn or damaged seats and provide the rider superior traction and resistance to elements.

Yamaha	Part No.	Stocked Available Colors
Wave Runner	HT70	BLK
FX1	HT71	BLK, PUR
SUV	HT72	BLK, GRA
Wave Runner III	HT73	BLK, PUR
Wave Blaster	HT74	BLK, BW
Wave Blaster II	HT741	BLK
Wave Blaster 800	HT742	BLK
Super Jet 90-95	HT75	BLK, PUR
Super Jet 96-06	HT751	BLK, PUR
Wave Raider	HT76	BLK, ROY
VXR, VXR-Pro	HT77	BLK
Wave Venture/XL1200(98)/XL700 & 760 (98-04)	HT78	BLK, DG
XL1200 LTD 99-01/ XL800/ XLT1200/XLT800	HT784	BLK, DP
GP/GP1200R (99)	HT79	BLK, BW
GP1300R/GP1200R(00-02)		
GP800R(01-05)	HT791	BLK, GRY, TRI
FX140, FX Cruiser	HTFX	BLK
VX110 (05)	HTVX	BLK

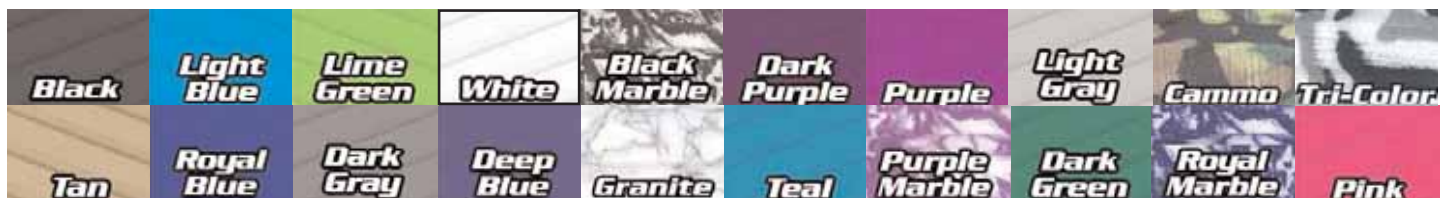
Sea Doo	Part No.	Stocked Available Colors
GTI (06)	HT824	BLK
XP-93, SP Family -94	HT80	BLK, PUR
GT Family 90-95,		
GTI 96, GTS 96-00	HT82	BLK, PUR
GTX 96-02, GTI 97-00	HT821	BLK, BW
GTS (01)/GTI (01-05)	HT823	BLK
XP 93-96, SP Family 94-99	HT83	BLK, PUR
GS Family	HT831	BLK, BW
XP 97-04	HT84	BLK, TRI
LRV	HT85	BLK, GRA
RX / RXX	HT86	BLK
HX 95-97	HT87	BLK, PUR
GTX DI (02) & 4-TEC (02), RXT 05, GTX (03-06)	HT88	BLK
RXP	HT89	BLK
3D	HT3D	BLK

Kawasaki	Part No.	Stocked Available Colors
JS440/550	HT20	BLK, PUR, ROY
JF650X2	HT40	BLK, PUR, ROY
JS550SX	HT55	BLK, ROY
ZXI	HT60	BLK, PUR
ULTRA 150, Ultra 130	HT61	BLK
Ultra 250 (07)	HT62	BLK
ST/STS/750STX&900STX(pre 99)	HT63	BLK, PUR, ROY
STX1100 97-99		
STX900 99-00, 900STS(01-02)	HT631	BLK, PUR
STX1100DI (00-02), All STX(01-06), 12F, 15F, ST-X	HT64	BLK
JF650SX	HT65	BLK, PUR, ROY
750SS/XI/XIR	HT66	BLK
JF750SX/SXI	HT67	BLK, PUR, ROY
800 SX-R	HT68	BLK, PUR, ROY
800 SX-R with Kick Tail	HT68K	BLK
800 SX-R w/Kick Tail and Side Lifter	HT68R	BLK

Honda	Part No.	Stocked Available Color
F-12/F-12X	HT05	BLK
R-12/R-12X	HT06	BLK

Hydrospace	Part No.	Stocked Available Color
Hydrospace S4	HT100	BLK

*For Polaris, see page 145.



◆ Mats are available only in colors listed. When ordering, add color code to Part No. ◆ Color swatch kit available upon request

COLOR CODE

Color	Code	Color	Code	Color	Code	Color	Code
Black	BLK	Light Blue	LBL	Lime Green	LGN	White	WHT
Black/White Marble	BW	Dark Purple	DP	Purple	PUR	Light Gray	LGY
Camouflage	CAM	Tan	TAN	Royal Blue	ROY	Dark Gray	DGY
Deep Blue	DB	Granite	GRA	Teal	TEL	Purple Marble	PM
Dark Green	DG	Royal Marble	RM	Tri-Color	TRI	Pink	PK



HYDRO-TURF MATS

Polaris	Part No.	Stocked Available Colors
SL/SLX-99, 785Pro 99-01	HT90	BLK, PUR, ROY
Hurricane	HT91	BLK, BW
SLXH(98), SLH, SLX(99)	HT92	BLK
SLH/SLX/Pro (00-01)	HT921	BLK
SLT, SLTX, X-45	HT93	BLK
Virage, Freedom	HT94	BLK
Genesis	HT95	BLK
Octane (Bottom Mat only)	HT96	BLK


*When ordering, add color code to Part No. * For color codes, see page 144

HYDRO-TURF SPECIAL MATS FOR KAWASAKI



*All special mats only available in black.

Kawasaki	Part No.
750SXI Mats for use with "Digger" Footholds	HT67F
800 SXR Mats for use with "Kicker" Footholds and Blowsion Rail Caps	HT68BF
800 SXR Mats with 1" kick tail for use with Blowsion Rail Caps	HT68RC
Blowsion Dawson "Digger" Footholds	AWCO124
Blowsion "Kicker" Footholds	AWCO125
Blowsion Composite Rail Caps	KASRUP402



KICK TAIL

Add a kick tail to your watercraft 1" or 2" wedge. If installed under the traction mats, some models of watercraft may require an extended mat.

Description	Part No.
Kick Tail 5.5" x 17" x 1" Tall	KICK01
KAW800SXR Mat with Kick Tail	HT68K-BLK
Kick Tail 5.5" x 17" x 2" Tall	KICK02



HYDRO-TURF MATS FOR JET BOAT FLOORING

◆ Non inventory items: special order only

Yamaha	Part No.
Exciter All	Y01
LS2000/LX2000	Y02
LS210/LX210/AR210	Y021
XR 1800	Y03
SR230/SX230/AR230	Y04

*When ordering, add color code to Part No.

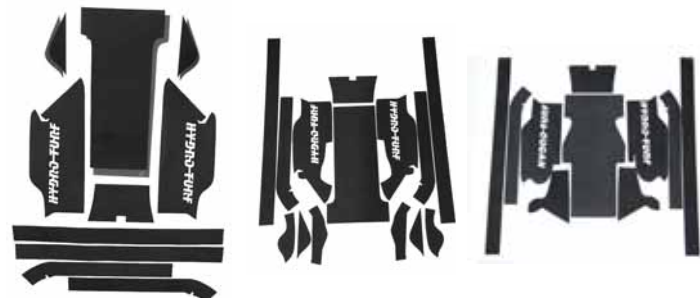
* For color codes, see page 144

Sea Doo	Part No.
Speedster (94-95)	SD01
Speedster (96) / Sportster (96-99)	SD02
Challenger (96-99) / Speedster (97)	SD04
Challenger 1800 (97-04)	SD05
Sportster 1800 (98-00)	SD06
Speedster SK (99)	SD07
Speedster (98-99)	SD08
Challenger (00-04) / X(02-04)	SD09
Utopia 185 (01-04)	SD11
Speedster (00-03) / Speedster 160 (04)	SD12
Challenger (01) / Sportster (01-04)	SD13
Utopia 205 (02-05)	SD14
Sportster 4-Tec (03-05) / SCIC (05)	SD15
Speedster 200 (05)	SD16
Challenger	SD17

*When ordering, add color code to Part No.

* For color codes, see page 144

HYDRO-TURF SPECIAL MATS FOR YAMAHA



*All special mats only available in black.

Yamaha	Part No.
Super Jet (96-07) Mats for use with Wamilton Footholds	HT751F
Super Jet (96-07) Mats for use with Blowsion "Digger" Footholds	HT751FD
Super Jet (96-07) Mats for use with Blowsion "Kicker" Footholds	HT751BF
Bumber Rail Mats for (all stand up models) brands	TS50
Wamilton "Ricter" Foothold	FHWAM

FUEL SYSTEMS
ENGINE/GASKETS
EXHAUST
DRIVE LINE HANDLING
ELECTRICAL
WATERLINE /BILGE
STEERING & CONTROLS
BODY
ACCESSORIES
SERVICE TOOLS /HARDWARE
CHEMICAL
FREESTYLE & 800SXR
FOUR STROKE




MAT ADHESIVE



A.



B.



SHT40MD-DGY SHT40MD-BLK SHT40MG-BLK SHT40CD


Hydro-Turf Sheet Only 40" x 62"	Part No.
40x62 Cut Groove (all colors) (Grooves are 62" long)	SHT40CG
40x62 Cut Diamond (all colors)	SHT40CD
40x62 Molded Groove (Grooves are 62" long)	SHT40MG-BLK
40x62 Molded Diamond - Black	SHT40MD-BLK
40x62 Molded Diamond - Dark Gray	SHT40MD-DGY

Description	Part No.
A. Contact Cement (8 oz.)	CC30
B. ThreeBond #1521 Synthetic Rubber Adhesive	1521A150GM




Hydro-Turf Underpad Sheet 39" x 78"	Part No.
39x78 Underpad 1" (25mm) thick	SHTUPAD25
39x78 Underpad 5/16" (8mm) thick	SHTUPAD8
39x78 Underpad 3/16" (5mm) thick	SHTUPAD5

HANDLE POLE SHOCK PADS



Protects engine hood from damage when Handlepole is dropped. Color: Black only

Description	Part No.
A. Kawasaki 750SX/SXI/800SXR (1)	TS401
B. Kawasaki JS440/550 (2)	TS41
C. Yamaha Super Jet (1)	TS421



TRACTION STRIPS

Grooved or flat with self-adhesive back. For any place you may want to stick em! Color: Black Only

Description	Part No.
2"x15" Traction Strips 8pcs	TS02
4"x15" Traction Strips 4pcs	TS04



SIDE LIFTER WEDGE

For a quick and semi-permanent advantage. Great when used for racers & beginner freestylers. Provides the "wedge" you need. Color: Black Only

Description	Part No.
2"x13" Black x 2 pcs	TS43
2.5"x24" Black x 2 pcs	TS44

HYDRO-TURF SPLASH GUARDS



Description	Part No.
Hydro-Turf Splash Guard (5.5" x 54") Rivets Included	57-7035

GATOR GRIP

TRACTION MATS GATOR GRIP

◆ Non Inventory Items: Special Order Only ◆

*When ordering, add color code to Part No.




Sea Doo	Part No.
SP, SPI 94-97, XP 93-96, SPX 94-99	GS001
HX 95-97	GS003
GTX 96-02, GTI 96-00, GTX RFI 02-03	GS004
GSI, GSX, GSX Ltd. 96-00, GS 96-01	GS006
XP Limited 97-99, XP 00-03	GS007
RX 00-03, GTI, GTS 01-03	GS009
4-Tec 02-03, GTX Di 02-03	GS011

Yamaha	Part No.
Superjet 90-05	GY011
Wave Venture 95-98, XL760 98-99, XL700 99-03, XL1200 98	GY017
GP700, GP800, GP1200	GY020
SuperJet 96-05	GY021
GP800R 01-03, GP1200R/1300R 00-05	GY023
XL1200 Ltd., XLT800	GY024

Kawasaki	Part No.
440/550 77-94	GK020
750SX, 750SXI 92-02	GK023
Ultra 150 99-05, Ultra 130DI 01-03	GK029
STXR 02-05, STX15F 04-05	GK030
800SXR 03-05	GK031

Sheet only	Part No.
Section 48" x 60"	GB020



BK
Black/Black



BW
Black/White



BKG
Black/Gry



BGR
Black/Green




BKR
Black/Red



BLW
Blue/White



GW
Gry/White




GRW
Green/White



TBM SPLASH GUARD FOR STAND-UP MODEL PWC

Description	Part No.
Splash Guard	TBM128



Flame
Design



JET TRIM SPLASH GUARDS

Description	Part No.
Small for Sea Doo XP -96 / HX, Kawasaki XI / ZXI	57-7029
Large for Sea Doo XP 97-, Yamaha GP / Wave Raider	57-7030
Large Flame Design	57-7032



AP DESIGNS SPLASH GUARD

For Super Jet and K750SXI/Pro

Description	Part No.
Splash Guard	57-7037

FUEL SYSTEMS	ENGINE/GASKETS	EXHAUST	DRIVE LINE HANDLING	ELECTRICAL	WATERLINE /BILGE	STEERING & CONTROLS	BODY	ACCESSORIES	SERVICE TOOLS /HARDWARE	CHEMICAL	FREESTYLE & 800SXR	FOUR STROKE
--------------	----------------	---------	---------------------	------------	------------------	---------------------	------	-------------	-------------------------	----------	--------------------	-------------



HYDRO-TURF HOOD SEALS

Quality replacement foam hood seal gaskets.

Description	Part. No.
Kawasaki JS440/550	TS55
Yamaha Super Jet	TS56



HOOD Baffle INSERT FOR FACTORY PIPE SXR

Use this composite drop in baffle insert to cover the area removed during installation of the factory pipe dry pipe for Kawasaki 800SXR.

Description	Part. No.
Hood Insert	KASRC0608



R&D SPACE MAKER HOOD INSERT

This insert allows you to remove a portion of the stock hood inner liner and foam, replacing it with the Space Maker Hood Insert creating the extra clearance needed to run the Super Jet Dry Pipe.

Description	Part. No.
Yamaha Super Jet	652-70110



STORAGE COMPARTMENT & SEAT LATCH ASSEMBLY FOR SEA DOO

Economy replacement of plastic latch assembly used in most Sea Doo watercraft.

Description	Part. No.
Seat Latch Assembly	011-800
Front Compartment Latch	011-805
RX, RXDI, GTI LE, GTI XP 03-04	



RIVA STX-F MIRROR BLOCK-OFF KIT

Lightweight aluminum block-off plates fill openings left when mirrors are removed for competition. Includes reverse lever block-off.

Description	Part. No.
Mirror Block-Off	RK5-STXF-MB



RIVA RXP HIGH FLOW HOOD KIT

Integrated ducting delivers increased cool air to engine compartment improving performance.


Description	Part. No.
High Flow Hood Kit	RS5-0050



SXR BOW EYE COMPOSITE FRONT COVER

What was Kawasaki thinking? Tired of putting your SXR on the trailer backward so you can actually haul it on your stand-up trailer with your normal bow coupler? Blowision has the answer.

Description	Part. No.
SXR Bow Eye Composite Front Cover	KASRC0840



SX-R BILLET HOOD HOOKS

Introducing our Billet Front Hood Hooks for the SX-R 800. A direct replacement for the weak O.E.M. hood latches that bend and commonly fail, our hood latches are manufactured from 6061 billet aluminum. We eliminated all stress risers to ensure our latches will stand up to the most extreme riding conditions eliminating the chance of a failure that can lead to the hood coming loose.

Description	Part. No.
Billet Hood Hooks	TBM109



OEM SXR HOOD AIR INTAKE BLOCK-OFF KIT

The easy solution to water slamming its way into your OEM SXR hood. This trick block-off kit will allow you to stop ingestion of water into the engine compartment, thus limiting the damage caused by racing in rough conditions, wave jumping, submarines, etc. Trick and simple!

Description	Part. No.
Intake Block-Off	03-04-001



SUPERJET HOOD HOOKS

24-7 hood hooks are superior in design with a slotted front hole and fixed rear hole. The large docking part makes hood installation quick and easy. The curved hood pin area slides the hood to the perfect location.

Description	Part No.
Superjet Hood Hooks	BHH-001



SUPERJET HOOD LATCH

Designed for function and style. 24-7 has created a hood latch using tight tolerances for a snug fit to keep your hood secure even under the most extreme situations.

Description	Part No.
Superjet Hood Latch	HL-001



BILLET HOOD LATCH

Recently updated and re-machined to also fit the Kawasaki SXR800, SXI Pro all Yamaha Superjet and FX1.

Description	Part No.
Hood Latch Clear	YAAMAL501CL
Hood Latch Green	YAAMAL501GN
Hood Latch Red	YAAMAL501RD



SXR HAND HOLD KIT MID MOUNT

SXR Mid Mount drop-in hand holds for stock hoods.

Part No.	KASRC0187
----------	-----------



SXR HAND HOLD KIT STANDARD MOUNT

SXR forward Mount drop-in hand holds for stock hoods.

Part No.	KASRC0188
----------	-----------



SJ96+ HAND HOLD KIT STD MOUNT

Super Jet 96+ Mid mount drop-in hand holds for stock hoods.


Part No.	YA96C0182
----------	-----------



HAND HOLD KIT "Q" HOLD MOUNT

Universal mount drop-in hand holds are easily located on any flat surface.

Part No.	AWC0187
----------	---------



RIVA STX-F BILLET EXHAUST TIP

Replaces plastic exhaust outlet cover. Made from billet aluminum. Anodized to prevent corrosion.

Kawasaki	Part No.
STX-15F	RK16086



Kawasaki 800 SX-R	Part No.
AP Designs Rail Cap	KA800SXRRCNW
Blowsion Rail Cap	KASRUP402



SX-R RAIL CAPS

Part No.	KA800SXRRCNW
	KASRUP402

FUEL SYSTEMS
ENGINE/GASKETS
EXHAUST
DRIVE LINE HANDLING
ELECTRICAL
WATERLINE /BILGE
STEERING & CONTROLS
BODY
ACCESSORIES
SERVICE TOOLS /HARDWARE
CHEMICAL
FREESTYLE & 800SXR
FOUR STROKE



UMI BILLET GAS CAPS

Yamaha	Part No.
Gas Cap Silver	YA20110-CLR
Gas Cap Black	YA20110-BKA

Kawasaki	Part No.
Gas Cap Silver	KA20220-CLR
Gas Cap Black	KA20220-BKA



RIVA BILLET GAS CAPS & KNOBS

Yamaha	Part No.
Knobs Silver	RY842P
Knobs Black	RY842B
Gas Cap Silver	RY840-1P
Gas Cap Black	RY840-1B



HOT PRODUCTS BILLET GAS CAPS

Sea Doo	Part No.
Platinum	50-9530
Black	50-9531



BLOWSION BILLET GAS CAPS

Kawasaki	Part No.
Clear	KASRAC175CL
Green	KASRAC175GR
Red	KASRAC175RD
Black	KASRAC175BK



BLOWSION LOW PRO BILLET GAS CAPS

Yamaha	Part No.
Clear	04-03-100
Red	04-03-103
Black	04-03-101
Blue	04-03-102



TBM KAWASAKI BILLET GAS CAPS

Kawasaki	Part No.
Clear	TBM105-C
Black	TBM105-B



TBM BILLET EXHAUST FLANGE

Kawasaki 800 SXR	Part No.
Clear	TBM110-P
Black	TBM110



BLOWSION BILLET EXHAUST NOZZLE

Kawasaki 800 SXR	Part No.
Clear	KAALWK537CL
Green	KAALWK537GN
Red	KAALWK537RD
Black	KAALWK537BK



BILLET EXHAUST NOZZLE FOR YAMAHA SJ96+

Yamaha SJ96+	Part No.
Clear	YAAMAL350CL
Blue	YAAMAL350BL
Red	YAAMAL350RD
Black	YAAMAL350BK



LUSTIC KICKER FOOTWELLS

Designed especially for all years Super Jet and the 800 SXR, these beauties have been used exclusively by Josh Lusic on his Blowsion prepared Factory Pro Kawi SXR 800. These custom molded fiberglass insets provide the room in the tray of your ski for lock down aerials.

Description	Part No.
Lusic Footwell	AWC0125



FOOTWELLS MAC MASHERS

No cutting of the wide SXR tray required. Design in conjunction with pro Kawasaki rider Chris MacClugage and Darren Hedlund. Experience the feel of a standard footwell cut out without having to notch out your SXR tray. 100% race legal.

Description	Part No.
Mac Footwell	AWC0126



FOOTWELLS KLOWNERS

Designed especially for the rider who needs MAX room in the tray. These hand-laid, molded fiberglass insets provide extended room in the tray of your ski to position your feet. Comfortably sized for large to very large feet, the Klowner footwells contour to your ankle and also feature a gentle protrusion over the top of your foot for better locking power. Built with safety and performance in mind, the Klowner footwells will keep you in your ski while inverted, and also easily let you go when you feel like you're going to need a hurried dismount to avoid facial impact on fiberglass.

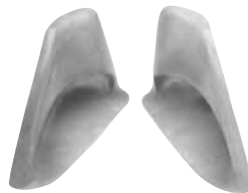
Description	Part No.
Klowners Footwell	AWC0127



DIGGER AND REC MODEL FOOTWELLS

Custom extruded and molded to fit your feet, the Dawson Digger footwell has been designed and updated for 2007. Considered a must have modification for any surf or freerider. Very similar to the Kicker above, The Digger features a recessed "notch" at the back of each footwell to allow rider to wedge foot during tail stands and surf recoveries. Our Recreational models are hand-laid, molded fiberglass insets designed larger to provided extended room for those of you with waterski size feet who don't want an external extrusion like the Klowner features. Both fit all models of stand up watercraft.

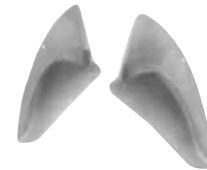
Description	Part No.
Dawson Diggers	AWC0124
Recreational Lifters	AWC0123



2002 BINDING SYSTEM

24-7 binding system has been redesigned for 2002, giving you the best, most comfortable hold on the market. Fits all models.

Description	Part No.
2002 Binding System	BS-001



UNIVERSAL BINDING SYSTEM

24-7 new Universal Binding System (UBS) is completely new for 2003, the UBS gives you the same function and comfort as our original binding system. This system is designed to be fitted in any stand up hull (Octane, SXR-800, Pre 96 Super jet, Kawasaki 750's, 650's, 300-550's, and Yamaha Fx-1). Fits all models.

Description	Part No.
Universal Binding System	UBS-002



AWD PRODUCTS QUICK LOOP

A flexible tow loop is required for all watercraft of IJSBA Race. Specially designed to meet IJSBA regulation.

Description	Part No.
Watercraft with "Tow Hook"	QL-01
Watercraft with "Bow Eye"	QL-02

Extended Bow Eye

Yamaha
57-6280



Kawasaki
57-6270

ALUMINUM NOSE BUSHINGS

Description	Part No.
Yamaha All Silver	57-6280
Kawasaki 89+ Silver	57-6270
UMI Kawasaki 89+	JS-03200-CLR
Blowsion Extended Bow Eye	04-03-003



Factory Matched Number Kits that resist fuel, fading and scratches. UV coated for shine and protection from the sun. Includes 4 sets of A-Z, 0-9. Total of 146 decals. Size 3" letters.

FUEL SYSTEMS
ENGINE/GASKETS
EXHAUST
DRIVE LINE HANDLING
ELECTRICAL
WATERLINE /BILGE
STEERING & CONTROLS
BODY
ACCESSORIES
SERVICE TOOLS /HARDWARE
CHEMICAL
FREESTYLE & 800SXR
FOUR STROKE

Series 200

The original and still the most popular. Outline color shades into body color for that custom airbrushed look.

123ABC BLBKG200	123ABC BLKKI200	123ABC BRBKG200	123ABC CHBKG200
123ABC REBKG200	123ABC PUTEG200	123ABC REPUG200	123ABC RUBKG200
123ABC SFBKG200	123ABC SIBKG200	123ABC TEBKG200	123ABC WHBKG200
123ABC YEBKG200	123ABC YEPUG200	123ABC YEREG200	

Series 300

The first and still the best Factory Matched Carbon Fiber look made. We make the ONLY carbon fiber pattern that looks great in any color that you choose.

* Made with real chrome material.

ABC123 BRBKG300	ABC123 BLBKG300	ABC123 *CHBKG300	ABC123 PUBKG300
ABC123 PUTEG300	ABC123 REBKG300	ABC123 REPUG300	ABC123 RUBKG300
ABC123 SIBKG300	ABC123 TEBKG300	ABC123 WHBKG300	ABC123 YEBKG300
ABC123 YEPUG300	ABC123 YEREG300		

Series 320

Solid body with no shading and a contrasting outline with drop shadow in our popular block font.

* Made with real glitter.

ABC123 BLBLK320	ABC123 BLKSI320	ABC123 *BRBLK320	ABC123 *GOSPK320
ABC123 ROBLK320	ABC123 RBGLD320	ABC123 REBLK320	ABC123 SFBLK320
ABC123 SIBLK320	ABC123 *SISPK320	ABC123 TEBLK320	ABC123 TECOP320

Series 305 EC

Same font as our series 320 except no outline. Solid body color.

ABC123

BLK350EC

ABC123

BLU350EC

ABC123

GRN350EC

ABC123

WHI350EC

ABC123

RED350EC

Series 200 EC

Economical one color kits with great style and solid color.

123ABC

BLK200EC

123ABC

PUR200EC

123ABC

TEA200EC

123ABC

WHI200EC



Sticker-On! Decal Application Fluid

No more bubbled on or wrinkled decals.

Sticker-Off! Decal Adhesive Remover


Removes messy sticker residue.

Description	Part No.
Sticker-On 2 oz.	964
Sticker-Off 2 oz.	965



Custom Lettering Kit

1" Custom Letter Kit	Part No.
White	2400W
Black/Red	2410B
Chrome	2420C



CARBON FIBER NUMBER PLATE BACKGROUNDS

Add style to your number plate background and still be race legal. 3 backgrounds per package.

Style	Yellow	White	
Precut	7248	7249	—
Slanted	8248	8246	8251
Univ.	9248	9249	9251

0123 456 789

RACING NUMBERS

3 per package. 8" Tall. Black color only.

Number	Part	Number	Part
#0	H1310	#5	H1315
#1	H1311	#6	H1316
#2	H1312	#7	H1317
#3	H1313	#8	H1318
#4	H1314	#9	H1319



2006 WORLD FINALS • LAKE HAVASU, AZ
PHOTO COURTESY OF JIN OMURA

FUEL SYSTEMS
ENGINE/GASKETS
EXHAUST
DRIVE LINE HANDLING
ELECTRICAL
WATERLINE /BILGE
STEERING & CONTROLS
BODY
ACCESSORIES
SERVICE TOOLS
HARDWARE
CHEMICAL
FREESTYLE & 800SXR
FOUR STROKE

CUSTOM WATER CRAFT COVERS



Fabric: Glen-Tuf

Woven polypropylene is very abrasion resistant. Fibers resist moisture, rot, mildew and are treated for UV resistance.


Non-scratch, corrosion free access zipper for vest and wet-suit storage. Plus a quick-dry mesh bag with Velcro® closure for gloves and other small items.

Reinforced openings for trailer pins and attachments. Adjustable heavy duty, multi-strand shock cord sewn in hem.

Reflexite® safety reflectors on back of cover give additional warning notice when watercraft is moored on trailer. (Reflexite® meets both Federal and USCG specifications.)

Durable, double-stitched, overlapped seams.

Strong, bartacked tie-down loops secure cover on watercraft for trailering.



SEA DOO

SP/SPI 650(94-97), SPX(94-99), XP650 w/grab rail(93-96) **Part No. XW823BL**
HX(95-97) **XW834BL**

GTX(96-97 & 00-02), GTX RFI & LTD(98-02), GTI(97-00), DI(00-01) **XW835BL**

GSX(96-97), GSX LTD(97-99), GSX RFI(99-00), GS(97-01), GSI(97) **XW836BL**

Jet Boat-Speedster(95-97)/Sportster(00-02)/Challenger(00-01) **XW840BL**
XP(97), XP LTD(98-99), XP(00-02), XPDI (03-04) **XW846BL**

LRV(00-01), LRV DI(02-03) **XW854BL**
RX(00-02)RX DI(00-03), RXX (01) **XW855BL**

GTI(01-05), GTS(01), GTILE(02-05), GTILERFI(03-05) **XW859BL**

GTX4TEC (02-05), GTX4TECSC & LTD (03-05), GTX4TEC VTCE(03-05), GTX DI (02-05) **XW860BL**

RXP (04-06) **XW868BL**
3D(04-06), 3D DI(06) **XW873BL**
RXT(05-06) **XW874BL**

YAMAHA

Wave Blaster 700(93-96) **Part No. XW821BL**
Wave Venture 700(95-96&98), 760(97), 1100(96-97) **XW831BL**
GP760 & 800(97-00), GP1200(97-99) **XW843BL**

POLARIS

Octane(02-04) **Part No. XW861BL**
Hurricane 700(96-97) **XW839BL**



YAMAHA

Super Jet 700(96-06) **Part No. XW837BL**
XL700(99-04), XL760(98-99), XL1200(98) **XW847BL**
GP1200R(00-02), GP800R(01-05), GP1300R(03-06) **XW849BL**
SUV1200(99-04) **XW852BL**
XLT1200(01-05), XLT800(02-04), X1200LTD(99-00), XL800(00-01) **XW853BL**
FX140(02-05), FX160(04) **XW862BL**
FX Cruiser(02-05), FX Cruiser HO(04-05) **XW867BL**
VX110 Delux(05-06) **XW871BL**
VX110 Sport (05-06) **XW872BL**

KAWASAKI

750SX(92-95), 750SXI(95-96&02), 750SXI-Pro(98-01) **Part No. XW805BL**
650X-2(86-95) **XW806BL**
ZXI750/900(95-97), ZXI1100(96-03) **XW818BL**
STX900(99-00), STX1100(97-99), 900STS(01-02) **XW842BL**
Ultra 150(99-05), Ultra 130 D2(01-04), 1300 DI(02) **XW850BL**
1200STXR(02-05), STX-12F(03-04), 1100STX DI (00-03), 900STX (01-06) **XW856BL**
800SXR(03-06) **XW865BL**
STX-12F (05-06), STX-15F(04-06) **XW869BL**



PWC COVER TIE DOWN

PWC cover Tie Down is designed to secure your cover while traveling. Sold as a pair.

Description **Part No.**
PWC Cover Tie Down **TD-2**

HONDA

Aquatrax F12, F12X(02-06), GPScape(05-06) **Part No. XW863BL**
Aquatrax R-12X(03-06), R12(04-06) **XW864BL**

AQUA Performance



AQUA PERFORMANCE "AQUA STEPS"

The spring-loaded stainless steel step stays in the upward position until needed for added safety benefits. The step features a soft marine foam covering for your non-slip protection and grip. It comes completely assembled with all stainless steel hardware.

Sea Doo	Part No.
SPX 96-00, XP/XP DI 96-04	1096SPD-BLK
GSX 96-00	1096GXD-BLK
GTI/GTI LE 97-04	1097GTX-BLK
GTS 94-96	1077GD-BLK
GTS 97-00	1098GTS-BLK
GTS 01-02	1097GTX-BLK
GTX 94-95	1077GD-BLK
GTX 96-03	1097GTX-BLK
RX, RXDI 00-03	1098GTS-BLK
RXP 04-06	2004RXP-BLK
GTI 06	2006GTI-BLK

Yamaha	Part No.
Wave Runner LX, VXR, Pro VXR all years	1070XL-BLK
Wave Venture 700/1100 '96-00	1070XL-BLK
XL700/760 '98-03	1070XL-BLK
XL800 '00-03	1072XL-BLK
XL1200 '98	1070XL-BLK
XL1200, XLT1200 '99-04,	1072XL-BLK
XL1200 LTD 99-01	
FX140, HO	Not Available

Honda	Part No.
Aquatrax F-12, F-12X, R12X 02-04	2002ATX-BLK

Kawasaki	Part No.
ZXI All	1090KZD-BLK
900STS 01	1097KTX-BLK
STX 750/900/1100 96-00	1097KTX-BLK

Polaris	Part No.
SLH 98-01	1096SLTX-BLK
SLTH 98-00	1096SLTX-BLK
SLTX 96-00	1096SLTX-BLK
SLXH 98-00	1096SLTX-BLK
Virage, TX, TXI, Freedom 00-04	1096SLTX-BLK
SLT700 96-99	1075PDT-BLK
SLT750 95	1075PDT-BLK
Hurricane	1075PDT-BLK



SXR, JSU SIDE RAIL MOLDINGS

Gain the secret Pro racers edge. Get rid of those ill-fitting OEM side moldings that scrub speed and cause poor under the rail water flow during racing conditions. These are the same 1.75 inch wide molding used by the Kawasaki Racing Team.

Description	Part No.
Standup Kit Setup 98" per side	JSU-800-BUMPER



SX-R TBM RACE BUMPERS

Introducing the easiest way to enhance the handling of your SX-R simply by replacing your stock bumper with our adhesive backed bumpers. These eliminate the need for rivets and narrows the bond flange increasing the lean angle of your ski. They also enhance the general appearance significantly. Also available for STXR/12F/15F.

Description	Part No.
Bumpers 800SXR	TBM117
STXR/12F/15F	TBM117-STXR



RIVA STX/SX-R RAIL MOLDING KITS

Directly replaces the bulky, sharp-edged stock rails saving weight as well as your hands! Reduces corner drag on SX-R models. Includes rivets.

Description	Part No.
SX-R	RK5-RMK-080
STX	RK5-RMK-085

FUEL SYSTEMS	ENGINE/GASKETS	EXHAUST	DRIVE LINE HANDLING	ELECTRICAL	WATERLINE /BILGE	STEERING & CONTROLS	BODY	ACCESSORIES	SERVICE TOOLS /HARDWARE	CHEMICAL	FREESTYLE & 800SXR	FOUR STROKE
--------------	----------------	---------	---------------------	------------	------------------	---------------------	------	-------------	-------------------------	----------	--------------------	-------------

HOT PRODUCTS APPAREL & ACCESSORIES

FUEL SYSTEMS
ENGINE/GASKETS
EXHAUST
DRIVE LINE HANDLING
ELECTRICAL
WATERLINE /BILGE
STEERING & CONTROLS
BODY
ACCESSORIES
SERVICE TOOLS /HARDWARE
CHEMICAL
FREESTYLE & 800SX
FOUR STROKE

CHECKERED FLAG TEE

White



Description Part No.
Checker Flag Tee 70-9008-XL

HOT RACING TEE

Navy



Description Part No.
Hot Racing Tee 70-9016-XL

TATTOO LOGO TEE

Charcoal



Description Part No.
Tattoo Logo Tee X-Large 70-9085-XL

VICTOR "SLASHER" SHELDON

MULTI CHAMPION TEE

Navy



Description Part No.
Victor Sheldon Tee X-Large 70-9086-XL

DEW DESIGN TEE

Green



Description Part No.
Dew Design Tee 70-9087-XL

MONKEY GRIP TEE

Tan



Description Part No.
Monkey Grip Tee 70-9050-XL

HP LOGO TEE

Yellow, Red



Description Part No.
HP Logo Tee, Yellow 70-9080XL
HP Logo Tee, Red 70-9081-XL

HOT ESTABLISHED 1985 TEE

Grey



Description Part No.
Established 1985 Tee 70-9088-XL
Sweat Shirt 70-9089-XL

SKULL TEE

Black



Description Part No.
Skull Tee 70-9100-XL

HOT PRODUCTS DIE CUT DECALS



Die Cut Decal Size	White	Black
4" x 16"	70-9151	70-9152
5" x 24"	70-9153	70-9154

Die Cut Decal Size	White	Black
3.5" x 12"	70-9132	70-9133
6.5" x 23"	70-9136	70-9137

HOT PRODUCTS BANNER



Hot Products Racing Banner. 10' wide by 3' tall. Outdoor vinyl with grommets to hang the Banner up. The Banner is bright red with white lettering.

Description	Part No.
Hot Product Racing Banner	Banner-Red

HOT PRODUCTS RACING IRON ON TRANSFER



Hot Products Racing Iron on Transfer logo. Create your own custom apparel with this easy to use iron on logo. Available in white and the logo is 7 1/2" wide by 2" tall.

Description	Part No.
Iron On Transfer (White)	



Description	Part No.
AP Box Tee Red	BT-004-L
AP Box Tee Red	BT-004-XL
AP Box Tee Yellow	BT-005-L
AP Box Tee Yellow	BT-005-XL
AP Box Tee Green	BT-006-L
AP Box Tee Green	BT-006-XL
AP Box Tee Blue	BT-007-L
AP Box Tee Blue	BT-007-XL

Description	Part No.
Flame Dutch T White	FD-022-L
Flame Dutch T White	FD-022-XL
Flame Dutch T White	FD-023-L
Flame Dutch T White	FD-023-XL



Description	Part No.
Strip Ringer Steel	SRT-008-L
Strip Ringer Steel	SRT-008-XL
Strip Ringer Brown	SRT-009-L
Strip Ringer Brown	SRT-009-XL

Description	Part No.
Spike Hoodie Gry	SH-011-L
Spike Hoodie Gry	SH-011-XL
Spike Hoodie White	SH-012-L
Spike Hoodie White	SH-012-XL



Description	Part No.
White Medium	MSD9450
White Large	MSD9451
White XL	MSD9452
Grey Medium	MSD9453
Grey Large	MSD9454
Grey XL	MSD9455



Description	Part No.
Wiseco 1941 Tee White	W5986L
Wiseco 1941 Tee White	W5986XL
Wiseco 1941 Tee Black	W5987L
Wiseco 1941 Tee Black	W5987XL

FUEL SYSTEMS
ENGINE/GASKETS
EXHAUST
DRIVE LINE HANDLING
ELECTRICAL
WATERLINE /BILGE
STEERING & CONTROLS
BODY
ACCESSORIES
TOOLS /HARDWARE
CHEMICAL
FREESTYLE & 800SXR
FOUR STROKE

QUAKYSENSE

QUAKYSENSE RIDER PANTS AND SHORTS

For performance racing and warm weather riding, these motocross inspired pants and shorts are a great alternative to wetsuits.

- Comfortable performance nylon outer shell construction
- Polyester mesh inner for water drainage and a comfortable fit
- Special stretch materials in knee area for maximum flexibility
- Durable performance design rubber knee and thigh pads
- Two side pockets
- Two ratchet waist closure
- Straight cut design is ideally suited for performance riding
- Splash resistant water tight shin (Rider Pants)
- Size: XS, S, M, L, XL, XXL



Description	Part No.
Red Rider Shorts	QSRs-0110-23-SIZE
Green Rider Shorts	QSRs-0110-70-SIZE
Black Rider Shorts	QSRs-0110-20-SIZE
Red Rider Pants	QSRP-0109-23-SIZE
Green Rider Pants	QSRP-0109-70-SIZE
Black Rider Pants	QSRP-0109-20-SIZE

Size	XS	S	M	L	XL	XXL
Waist (cm)	62-68	68-74	74-80	80-86	86-92	92-98
Waist (inches)	24.5-27	27-29	29-31.5	31.5-34	34-36	36-39

QUAKYSENSE GLOVES



Performance all-weather gloves with specially designed, anti-slip rubber forefinger prints for maximum grip and control.

- 2mm neoprene construction
- Molded and grooved rubber patch on backhand
- 2-ply synthetic leather padded palm and side panels for comfort, durability and superior grip
- 4-way stretch seams
- Neoprene wrist closure for comfort and sure fit
- Size: XS, S, M, L, XL, XXL

Description	Part No.
Red Gloves	QSG-0104-23-SIZE
Green Gloves	QSG-0104-70-SIZE
Black Gloves	QSG-0104-20-SIZE

QUAKYSENSE JET BOOTS

For performance riders and racers

- Removable 2mm inner neoprene sock for comfort riding
- One touch velcro closure system (1-3/8" width nylon strap loops through vinyl buckle with velcro at the end)
- Size: XS, S, M, L, XL, XXL



Description	Part No.
Jet Boot (Black)	QSB-0105-20-SIZE

Size	XS	S	M	L	XL	XXL
Jet Boot (cm)	24.5	25.5	26.5	27.5	28.5	29.5
Jet Boot (inches)	6.5	8	8.5	10	10.5	11



2006 WORLD FINALS
LAKE HAVASU, AZ
PHOTO COURTESY
OF JIN OMURA

QUAKYSENSE

QUAKYSENSE RASH GUARD

This stylish rash guard protects you from harmful UV sun rays and cuts wind-chill.

- Special cut design on the shoulder and bell make it more comfort fitting
- Lycra construction with 4-way seams for comfort
- Unisex applications with variety of sizes
- Available with long or short sleeves
- Size: XS, S, M, L, XL, XXL



Description	Part No.
Long Sleeve Rashguard (Black)	QSG-0106-20-SIZE
Short Sleeve Rashguard (Black)	QSGS-0106-20-SIZE

Size	XS	S	M	L	XL	XXL
Chest (cm)	79-90	90-100	100-110	110-120	120-130	130-140
Chest (Inches)	31-35.5	35.5-39.5	39.5-43.5	43.5-47	47-51	51-55

QUAKYSENSE TOUR COAT

This neoprene coat is ideal for use on cold days at the shore

- 3mm neoprene construction
- Hood with adjustable draw-cord
- Two side pockets
- Adjustable with 2" wide cuffs that seal with velcro
- 4-way stretch seams
- Unisex application with variety of sizes
- Back has zipper for comfort riding on PWC
- Tattoo design on sleeves and back
- Size: XS, S, M, L, XL, XXL



Description	Part No.
Tour Coat (Black)	QSC-0107-20-SIZE

Size	XS	S	M	L	XL	XXL
Height (cm)	157-165	163-172	169-177	175-182	180-188	186-192
Height (Inches)	5'2"-5'5"	5'4"-5'8"	5'7"-5'10"	5'9"-6'	5'11"-6'2"	6'1"-6'4"

'DRIPPING WET'

THE HANGER FOR YOUR AQUATIC GEAR



DRIPPING WET HANGER

The Dripping Wet hanger is specifically designed for water sports enthusiasts, to provide optimum drying and storage of their wetsuit, booties, gloves, hood, and more.

Swivel hook • Solid polypropylene body
Channel structure • Durable • Strong

Description	Part No.
Dripping Wet Hanger	DWH-01



JET PILOT RACE GLOVE

JP5300

Black, Blue, Red, Yellow

SIZES: M, L, XL

- 1MM Ultra Thin Neoprene Construction
- Lycra Side Finger Stretch Gussets
- Rubberized Pro-Grip Panel
- Double Stitched High Stress Areas
- Icon Supertack PVC Finger Print
- Durable 2 Ply Padded Palm
- Adjustable Velcro/Rubber Wrist Closure
- Molded Rubber Finger Protection Patches
- Embossed Knuckle & Wrist Stretch Panels



YELLOW
JP5300-YW-M
JP5300-YW-L
JP5300-YW-XL



BLUE
JP5300-BU-M
JP5300-BU-L
JP5300-BU-XL



RED
JP5300-RD-L



Black
JP5300-BK-M

FUEL SYSTEMS
ENGINE/GASKETS
EXHAUST
DRIVE LINE HANDLING
ELECTRICAL
WATERLINE /BILGE
STEERING & CONTROLS
BODY
ACCESSORIES
SERVICE TOOLS /HARDWARE
CHEMICAL
FREESTYLE & 800SKR
FOUR STROKE



GOGGLE GRIP

- Aligns riders preferred goggle strap positioning on helmet
- Prevents strap from shifting or slipping off helmet
- Lift and Hold feature secures goggles under visor between rides
- Simply pinch and lift strap for easy removal
- Low-profile, concave design matches curvature of helmet
- Transparent VHB™ Peel & Stick application with alcohol prep pad



Description	Color	Part No.
Goggle Grip	Clear	70-4040
Goggle Grip	Black	70-4041
Goggle Grip	Silver	70-4042
Goggle Grip	Chrome	70-4043

BLUEYE eyewear



ATLANTIS NEW SPEC FLOATS

The quick and easy way to float your expensive glasses. Our Spec Floats have universal ends to fit all types of frames, from skinny to fat ones, just slide them on.

Description	Part No.
Purple	A2286
Yellow	A2291
Black	A2287
Red	A2292



BLUEYE SQUID WATERSPORTS SUNGLASSES

- Frame is made from TR90 Grilamide
- Rubber touch finish to the frame
- Polycarbonate UVA & UVB lenses offer maximum protection
- Lenses finished with a hydrophobic watershield coating
 - Each pair of Squid comes with a floating leash
 - Available with Smoke lens or Red Revo Smoke lens

Description	Part No.
Blueye Black Frame with Smoke Lens	SQUID-SMOKE
Blueye Black Frame with Red Revo Smoke Lens	SQUID-RED
Blueye Yellow Frame with Smoke Lens	SQUID-YW-SMOKE
Blueye Yellow Frame with Red Revo Smoke Lens	SQUID-YW-RED



LEG DEFLECTOR

Made in England

Description	Part No.
Leg Deflector	70-4012



LEG DEFLECTOR

Made with polycarbonate.
Made in Italy

Description	Part No.
Leg Deflector	1002RACE-02



ECONO TYPE BACK DEFLECTOR

Description	Part No.
Back Deflector (available in Black only)	70-4008



TELESCOPING PADDLES

Lightweight paddles adjust easily to variable lengths with a simple twist. A section of the aluminum shaft disappears inside the blade for the ultimate in compact storage under boat seats or in PWC storage compartments. 20-45 inch long.

Description	Part No.
Telescoping Paddle	P-1



DETACHABLE PADS

Constructed of soft foam with adhesive backed Velcro. Can be removed and re-applied by Velcro system. Pads for riding comfort.

Description	Part No.
Detachable Pad	1002PAD



HYDRO-TURF BACK SUPPORT

Great for racing, recreational riding or just working around the house! Light weight. Will not absorb water. Available in Black only.

Description	Part No.
Black S: 24-30	B20-BLK-S
Black M: 29-36	B20-BLK-M
Black L: 35-42	B20-BLK-L
Black XL: 41-48	B20-BLK-XL



RESCUE STREAMER DISTRESS SIGNAL

Patented Design Approved for U.S. Military & Coast Guard

This bright orange Streamer, visible from 1.3 miles away at 1,500 ft. altitude, leads Search and Rescue teams right to you. The patented high-strength polyethylene Streamer design, tested and used by the U.S. Military and Coast Guard, is marked with the international distress symbol. It features sealed air-filled struts that keep *RescueStreamer™* afloat on water and open on land to pinpoint your exact location to rescuers. *RescueStreamers™* start at the size of a cellular phone when stored and unroll in seconds! Always ready for use anywhere—land, water and snow. Does not require chemicals, batteries or electronics to signal continuously.

Description	Part No.
Rescue Streamer Distress Signal	RSDS-01



FUEL SYSTEMS	ENGINE/GASKETS	EXHAUST	DRIVE LINE HANDLING	ELECTRICAL	WATERLINE /BILGE	STEERING & CONTROLS	BODY	ACCESSORIES	SERVICE TOOLS /HARDWARE	CHEMICAL	FREESTYLE & 800SKR	FOUR STROKE
--------------	----------------	---------	---------------------	------------	------------------	---------------------	------	-------------	-------------------------	----------	--------------------	-------------

Atlantis®

FUEL SYSTEMS
ENGINE/GASKETS
EXHAUST
DRIVE LINE HANDLING
ELECTRICAL
WATERLINE /BILGE
STEERING & CONTROLS
BODY
ACCESSORIES
SERVICE TOOLS /HARDWARE
CHEMICAL
FREESTYLE & 800SXR
FOUR STROKE



FLOATING WRIST LANYARDS

These old favorite lanyards have been redesigned so that they clip apart to be used as a wrist or a vest lanyard. They are the perfect lanyards to replace your factory one; they're made from polyurethane cord and they float. They come with our one hand easy slider.

Description	Black/ Black	Black/ Red	Purple/ Yellow	Yellow/ Purple	Black/ Silver	Black/ Blue	Green/ Purple
KPTW*	A2137	A2136	A2141	A2133	A2126	-	A2131
Yamaha	A8147	A8146	A8151	A8143	A8136	A8139	-
Sea Doo	A7467	A7466	A7471	A7463	A7480	-	-

*KPTW stands for: KAWASAKI, POLARIS, TIGERSHARK, WET JET



ULTRA VEST FLOATING LANYARDS

Our new improved standard lanyard now floats! Now an easy way to keep an extra lanyard close at hand.

Description	Black	Red	Yellow	Purple	Silver	Blue	Green
KPTW	A2109	A2103	A2097	A2106	A2096	A2107	A2101
Yamaha	A8130	A8123	A8133	A8128	A8134	A8129	-
Sea Doo	A7459	A7453	A7447	A7456	A7445	A7457	-

*KPTW stands for: KAWASAKI, POLARIS, TIGERSHARK, WET JET



SEA DOO DESS COMPATIBLE WRIST LANYARDS

Atlantis is proud to offer the only after market lanyards that are compatible with the Sea-Doo's DESS system. These lanyards fit all Sea-Doo watercrafts, Jet Boats, and Snowmobiles from 1996 to current (except '96 XP & GTI). Program with factory programmer.

Description	Black/Yellow	Purple/Yellow
Sea Doo DESS	A7473-DSC	A7471-UDC



SEA DOO DESS COMPATIBLE FLOATING LANYARDS

Description	Black	Red	Yellow
Sea Doo DESS	A7459-DES	A7453-DES	A7447-DES
Description	Purple	Silver	Blue
Sea Doo DESS	A7456-DES	A7445-DES	A7457-DES



PRO FLOATING WRIST LANYARDS

Our Pro floating lanyards have been used by the pros for years. They have been made of marine grade webbing, neoprene and Velcro material for strength, safety, and dependability. These lanyards will stay secure during the most strenuous riding, including racing. The whistle attaches and detached quickly.

Description	Black	Red	Yellow	Purple	Silver	Blue
KPTW	A2109-PFW	A2103-PFW	A2104-PFW	A2106-PFW	A2096-PFW	-
Yamaha	A8130-PFW	A8123-PFW	A8126-PFW	A8128-PFW	A8134-PFW	A8129-PFW
Sea Doo	A7459-PFW	A7453-PFW	A7447-PFW	A7456-PFW	A7445-PFW	-

*KPTW stands for: KAWASAKI, POLARIS, TIGERSHARK, WET JET



PRO FLOATING LANYARD WRIST BAND

Now available by itself, is our deluxe floating wristband made from marine grade webbing, neoprene, and Velcro. It attaches easily to any clip lanyard and gives the rider a sense of security he has been looking for.

Description	Black	Red	Yellow	Purple	Silver
Wristband	A2070	A2072	A2074	A2071	A2077



CLIP ON SAFETY WHISTLE

Description	Black	Red	Yellow	Purple
Clip On Whistle	A2700C	A2701C	A2706C	A2705C



PROWATERCRAFT LANYARD

This race inspired ProWATERcraft Lanyard, is a must have for all watercraft racers. The stock Yamaha lanyard has been the standard till now. ProWATERcraft Lanyard has a thicker stronger red cord, a metal fastener for the life vest, and added functional finger grip when snapping it back in on the rush. You don't want to get caught off guard wearing anything else. Quality, durability and function is what the pro's use. Fits: All Kawasaki, Yamaha, Honda, Polaris, Tigershark, Hydrospace..... Not Sea Doo. Available only in red.

Description	Part No.
Pro Watercraft Lanyard	PWCL-06



JET LOGIC ULTIMATE PWC SAFETY LANYARDS

The Ultimate PWC safety lanyard has it all! 3 keys to fit ALL brands: Sea Doo, Yamaha, Kawasaki, Polaris, Tiger Shark and Wet Jet. *Excluding the Sea Doo DESS System.

Description	Part No.
Yellow/Purple	UL-1
Black/Red	UL-2
Blue/Silver	UL-3



SHOP LANYARDS

Not legal for riding. For shop testing only. These can easily be attached to your belt while working on all PWC and jet boats.

Description	Part No.
KPTW, Yamaha, Sea Doo	A3240
KPTW, Yamaha, Sea Doo DESS	A3250



ECONOMY WRIST LANYARDS

Economy price lanyards.
For Sea Doo (Non-DESS) only.

Description	Part No.
Sea Doo Wrist Lanyard Purple/Green	WJ7094PU
Sea Doo Wrist Lanyard Green/Purple	WJ7094GR
Sea Doo Wrist Lanyard Blue/Green	WJ7094B

FUEL SYSTEMS
ENGINE/GASKETS
EXHAUST
DRIVE LINE HANDLING
ELECTRICAL
WATERLINE /BILGE
STEERING & CONTROLS
BODY
ACCESSORIES
SERVICE TOOLS /HARDWARE
CHEMICAL
FREESTYLE & 800SKR
FOUR STROKE

FUEL SYSTEMS
ENGINE/GASKETS
EXHAUST
DRIVE LINE HANDLING
ELECTRICAL
WATERLINE /BILGE
STEERING & CONTROLS
BODY
ACCESSORIES
SERVICE TOOLS /HARDWARE
CHEMICAL
FREESTYLE & 800SKR
FOUR STROKE

Atlantis®



ATLANTIS ANCHOR BAG

Our newly redesigned bag anchor is strong as ever but with bright new colors, rope, float, and hook. Just fill with rocks and sand for your anchoring needs. Fits easily into any storage compartment.

Description	Part No.
Anchor Bag (regular)	A2381



ATLANTIS STAKE ANCHOR

Needing an easy way to keep your personal watercraft tied to a shore? Here it is, just screw the stake into the ground and you have 15' to tether your boat to shore. Easy to store and take with you.

Description	Part No.
Stake Anchor	A2384



ATLANTIS NAVY ANCHOR W/BAG

This is the new hot set up for those needing an anchor without the hassles of carrying big heavy ones. Easily attaches to and anchors in any personal watercraft, comes with its own handy storage bag. This 2 1/2 lb. anchor is designed to be hand set.

Description	Part No.
Navy Anchor w/Bag	A2382



ATLANTIS LARGE ANCHOR BAG

This new bag is twice as large as our standard bag. It has sewn-in handles for ease in moving and emptying. Designed for 3 & 4 passenger PWC or mini-jet boats.

Description	Part No.
Large Anchor Bag	A2394



ATLANTIS DELUXE PWC SAND STAKE KIT

Need to anchor your PWC on a sandy beach. This is the way. Just screw it in and it is set. It will not pull out. Comes with cushioned travel bug.

Description	Part No.
Deluxe PWC Sand Stake Kit	A2391



ATLANTIS GALVANIZED 6 LB. ANCHOR KIT

The anchor will hold boats from 20' – 24'. It comes with the 4' of chain, 100' rope, shackle and a large storage bag all at a value price.

Description	Part No.
Galvanized 6 lbs Anchor	A2397



KWIK TEK COMPLETE FOLDING ANCHOR SYSTEM

3-1/3 Lb 4-fluke folding anchor and 25ft. long marine grade rope.

Description	Part No.
Complete Anchor System	A-2



20" DIAMETER BUOY

The affordable alternative! These durable 20" diameter inflatable buoys are perfect for marking anchors, moorings, hazards, swimming areas, or for setting up a personal watercraft or sailboat race course. They deflate quickly and easily for space efficient storage.

Description	Part No.
Yellow Buoy 20"	B-20Y
Red Buoy 20"	B-20R



PWC DOCK LINE

There is a 10" loop on the other end for attaching to dock cleats. Finished length is 7 feet. 2 per clam shell package.

Description	Part No.
PWC Dock Line	PWCP-2



BUNGEE DOCK LINES

Airhead Bungee Dock Lines absorb shock to boats, cleats, pylons and other hardware. The bungee cord is hidden inside the rope and acts as a built-in snubber. Two foam floats protect the boat from chafing. 4 feet, stretches to 5-1/2 feet.

Description	Part No.
Bungee Dock Line	AHDL-4



GIANT SNAP HOOK

Perfect for attaching ski lines, dock lines, tow lines, or any rope up to 1/2 inch diameter.

Description	Part No.
Giant Snap Hook	SH-5



25' POLYPRO ROPE

The ideal extra rope to carry for any purpose: Docking, anchoring & towing. 1325 lbs. strength. Great to have in any situation.

Description	Part No.
White	A1960
Yellow	A1961
Red	A1962
Blue	A1963



3" X 5" ROPE FLOAT

Need a way to mark an area? Need to float a rope for docking? Here is your answer, our easy to use rope floats. Fits up to a 1/2" diameter rope.

Description	Part No.
Red/White	A-1974
Blue/White	A-1975
Yellow/White	A-1976



DRAWSTRING MESH BAG

Size 20" x 30"

Description	Part No.
Drawstring Mesh Bag	69-1003



HYDRO-TURF DRY BOX

Keep your registration papers and small tools/supplies dry and safe. Actual product is black color only.

Description	Part No.
Dry Box 6" x 8.5"	BOX



WATERPROOF LINER

This durable and waterproof 19oz. vinyl dry bag with RF-welded seams, fits most PWD storage compartments. Fill it, roll down to fit the height of the storage compartment, then snap it shut. Locating packed items is easy with see-through material. Load it with beverages and ice and use it as a cooler! Size: 12" x 6" x 18".

Description	Part No.
Waterproof Liner Clear	SBL-1



"DRY PAK" DRY BAGS

Description	Part No.
9.5" Diam. x 16" Yellow	WB-1
11.5" Diam. x 19" Yellow	WB-4
12.5" Diam. x 28" Yellow	WB-7

FUEL SYSTEMS	ENGINE/GASKETS	EXHAUST	DRIVE LINE HANDLING	ELECTRICAL	WATERLINE /BILGE	STEERING & CONTROLS	BODY	ACCESSORIES	SERVICE TOOLS /HARDWARE	CHEMICAL	FREESTYLE & 800SKR	FOUR STROKE
--------------	----------------	---------	---------------------	------------	------------------	---------------------	------	-------------	-------------------------	----------	--------------------	-------------

FUEL SYSTEMS
ENGINE/GASKETS
EXHAUST
DRIVE LINE HANDLING
ELECTRICAL
WATERLINE /BILGE
STEERING & CONTROLS
BODY
ACCESSORIES
SERVICE TOOLS /HARDWARE
CHEMICAL
FREESTYLE & 800SXR
FOUR STROKE

VIEWTAINER

Made in the U.S.A



Description	Part No.
2" x 6" Red	CC26-RED
2" x 6" Blue	CC26-BLU
2" x 6" Green	CC26-GRN
2" x 6" Orange	CC26-ONG
2" x 6" Yellow	CC26-YLW
2" x 6" Black	CC26-BLK

VIEWTAINER

Ideal to keep your registration papers safe & dry. They are great to carry small tools/supplies, etc.



Description	Part No.
2.75" x 8" Red	CC27508-RED
2.75" x 8" Blue	CC27508-BLU
2.75" x 8" Green	CC27508-GRN
2.75" x 8" Orange	CC27508-ONG
2.75" x 8" Yellow	CC27508-YLW
2.75" x 8" Black	CC27508-BLK



ACCESSORIES ANODIZED ALUMINUM SPRING HOOKS

They are great for attaching key, phone, camera, tools and other light items to packs, belts, boats and tents. These are light duty, not for mooring, towing, climbing or hanging heavy objects.

Description	Part No.
4 Assorted Spring Hooks	SH-4A



DOC ALLEN'S VERSATOOL *The Swiss Army Knife of Hand Tools!*

- Lightweight • Compact
- Multi-Function • Stainless Steel
- Use in Tight Places

Description	Part No.
Compact Tool Set	VERSATOOL



DRY PAK GPS/PDA GAMEBOY CASE

- Convenient Stylus Holder
- 5" wide x 8" long
 - maximum circumference = 9in.

Description	Part No.
GPS/PDA/Gameboy Dry Pak Case	DP-58



SPARK PLUG HOLDERS

Spark Plug Holder protects the electrode, maintaining the proper gap.

Description	Part No.
2 per blister pack	SPH-2
40 per countertop display	SPH-40



DRY PAK MULTI-PURPOSE CASE

- 9" wide x 12" long
- 2 D-Rings sewn to corners
- Holds owner's manual, registration, snacks, maps, electronics

Description	Part No.
Dry Pak Case	DPC-912



HANDLEBAR PACK

Description	Part No.
Handlebar Pack	69-1002



PWC SADDLEBAG/COOLER

The two large compartments hold 24 12oz. cans and ice, or other belongings.

Description	Part No.
PWC Saddlebag/Cooler	69-1000



HEAVY DUTY TUBE ROPE

This heavy tournament quality 3/8" 16-strand braided tow rope is rated at 2375 lbs. tensile strength for 1 and 2 riders. 60 feet.

Description	Part No.
Deluxe Tube Rope	AHTR-60



4000LB TUBE ROPE

This heavy duty 9/16" x 60ft. tube rope is rated at over 4375 lbs. tensile strength for 3 and 4 riders.

Description	Part No.
4000lb Tube Rope	AHTR-4000



6000LB TUBE ROPE

This super strength 16 strand, 7/8 inch x 60 foot tube tow rope is rated at 6,000 pounds tensile strength! It's the strongest tube rope your money can buy, and is engineered to pull 5 or more riders.

Description	Part No.
6000 lb Tube Rope	AHTR-6000



WAKEBOARD ROPE

This wakeboard rope has a head turning 15 in. "Squid" patterned EVA grip wrapped around a floating aluminum core. The 5/16 inch, 16 strand, UV treated low stretch rope has 3 sections for wakeboarding at 45, 55 or 65 feet. Full length finger guards help create a comfortable split finger grip. A Rope Keeper is included for tangle-free storage.

Description	Part No.
Wakeboard Rope	AHWR-3



20' TOW ROPE

This 20 ft. tow rope has a heavy-duty carabiner at each end. The 12" long "soft hook" doubles as a rope wrap for neat storage. The 3/8" diameter rope is purple/yellow/red.

Description	Part No.
20' Tow-Rope	TR-20



WATER TOY TOW ROPE

This top quality 16 strand, 3/8" tow rope is 50 feet long.

Description	Part No.
Water Toy Tow Rope	WTR-50



STIK-A-FLAG™ SKIER DOWN FLAG

The bright orange 420 denier nylon skier down flag is mounted to a 24" flag. PWC's with Kwik Tek's giant 3-1/4" suction cup. Required in AZ, CA, CO, ID, MO, NE, NM, OR, TX, UT & WA. Recommended everywhere for safety.

Description	Part No.
Skier Down Flag	SAF-1



IMPELLER PROTECTOR & KICK-BACK PROTECTOR

Specially designed for use on a personal watercraft, this Jet Logic protector reduces the possibility of the tow/ski rope of being sucked up inside the PWC's pump and impeller. This protector also protects PWC passengers from tow/ski rope kicking back when the rider falls.

Description	Part No.
24" long for PWC	IP-24



TRANSOM MOUNT SKI TOW HOOK

Our transom-mount ski tow is made from highly polished 304 stainless steel. A full stainless steel back plate distributes pressure evenly to prevent gel coat crazing. Tows are supplied with stainless steel nuts and star lock washers.

Description	Part No.
3/8" stock, 2-1/2" diam 4" legs, 2-1/2" transom	59-3437

FUEL SYSTEMS	ENGINE/GASKETS	EXHAUST	DRIVE LINE HANDLING	ELECTRICAL	WATERLINE /BILGE	STEERING & CONTROLS	BODY	ACCESSORIES	SERVICE TOOLS /HARDWARE	CHEMICAL	FREESTYLE & 800SKR	FOUR STROKE
--------------	----------------	---------	---------------------	------------	------------------	---------------------	------	-------------	-------------------------	----------	--------------------	-------------

AIRHEAD® KWIK-CONNECT™

Conveniently attach and detach tube tow ropes to towables with AIRHEAD's KWIK-CONNECT. There's no need to thread 60 feet of rope through the tow strap each time you connect or disconnect a tow rope. The high impact KWIK-CONNECT has a 1 inch diameter hole to accept up to 6,000 lb. break strength tube ropes. Recommended for 1 to 4 rider towables that are not equipped with Kwik-Connects.



Description	Part No.
Kwik-Connect	AHKC-1

AIR DADDY™

AIR DADDY lets you get to the fun times more quickly! It allows you to inflate towables, swim toys, beach toys, inflatable boats, rafts, airbeds and sport balls with an air compressor at home or at a gas station. AIR DADDY is a universal adapter tapered to fit all valves found on inflatables, including all sizes of stem valves and Boston valves, Halkey-Roberts and Leaffield valves. The screw-on tip creates a high-pressure stream of air, perfect for workshops and garages. Soccer ball or football low on air? Stop by a gas station and use AIR DADDY's needle valve! Both the needle valve and high-pressure tip stow securely in the handle.



Description	Part No.
Air Daddy	AHAD-1

MULTI-VALVE

Inflate with Speed & Flexibility

The Airhead Multi-Valve consists of 2 Boston Valves with different thread patterns on the bottom of the Shrader Valve. One of the Boston Valves will fit your inflatable. Use the Shrader Valve to inflate quickly at a gas station or marina. Or, screw off the Shrader Valve and inflate the Boston Valve with a low pressure/high volume pump.



Description	Part No.
Multi-Valve	AHMV-1

AIRHEAD® AIR PUMP, 12V

This high-volume (290 liters / minute) 12-volt portable air pump deflates towables, boats, pools, mattresses and beach toys quickly and effectively. Most pumps on the market, even those costing twice as much, don't put out this kind of air pressure and volume (9.6 cu.ft./min., .8 psi). The universal valve fittings fit all popular valves. For added convenience, the cigarette lighter plug is equipped with a 10 ft. long power cord.



Description	Part No.
Airhead Air Pump, 12 V	AHP-12H

AIRHEAD® DOUBLE ACTION PUMP

Perfect For Topping off Towables

This pump delivers a continuous stream of air on both the up and down strokes. It quickly inflates and deflates tubes, airbeds, boats, toys and other inflatables. Four universal valve fittings are included. The accordion-style hose stretches to 5 ft. long and interlocks to the pump, so that it doesn't fall off while you're pumping. Capacity is approximately 68 gallons / 60 strokes. Especially great for topping off towables, since peak pressure is 14 psi.



Description	Part No.
Airhead Double Action Pump	AHP-1

AZ-18 AQUA ZOOKA™

Soak your friends with AQUA ZOOKA! This easy to operate, quick filling bazooka is constructed of high-impact thermoplastics and will last for seasons of fun. Simply dip AQUA ZOOKA into the water and pull back on the handle to siphon water up into the barrel. You're ready to fire, with a range of up to 60 feet! AQUA ZOOKA's are equipped with comfortable EVA handles so that you won't lose your grip, even with wet hands in the heat of battle! The EVA handles also ensure that AQUA ZOOKA will float on top of the water. Doubles as a bilge pump!



Description	Part No.
AQUA ZOOKA 18"	AZ-18

AIRHEAD®



AIRHEAD® RIP II®

Carve turns with a tube? You can with RIP III. Simply lean in the direction you want to turn and pull on the opposite handle. The plastic fins sewn onto the side of the cover do the carving. RIP II is so much fun that you'll want to ride it all day long! You just might be able to, it's so easy to re-board with the open back design, and a feature that little ones and tired adults really appreciate. RIP II is fully covered with rugged 840-denier double-stitched nylon cover, making it torsionally rigid to respond to the rider's commands.

Description	Valve	Part No.
Airhead Rip II 1 rider	Multi-Valve	AHRI-2



AIRHEAD® BLAST®

You'll have a real blast on Airhead Blast! The 4 neoprene knuckle guards and deluxe nylon-covered handles provide a sure and comfortable grip. The heavy-duty virgin PVC bladder has a double stitched nylon cover, reinforced internal tow harness and a self-draining floor vent. You'll love the eye-catching graphics on this 1 rider 54" round towable!

Description	Valve	Part No.
Airhead Blast 1 rider	Boston Valve	AHBL-1



AIRHEAD® SURF™

Face it, stowing a tube on small boats, ski boats, and PWC's can be a hassle! We designed Surf with this watercraft in mind. Despite its small size, 50" x 40" x 6", Surf is big on performance. Sit on top or lie down, either way; you'll love the remarkably stable ride. Four deluxe handles with neoprene knuckle guards provide a great grip. SURF is equipped with a Boston Valve for fast inflating and deflating, 2 board straps and a drain vent.

Description	Valve	Part No.
Airhead Surf 50" x 40" x 6" 1 rider	Boston Valve	AHSU-1



IMPROVED

Tapered Profile



AIRHEAD® BIG SLICE®

You'll really slice up the water with this 60" diameter low profile towable! Peak performance is guaranteed with Slice's topside neoprene knuckle guards, an Airhead exclusive. The durable 30-gauge virgin PVC bladder is fully encased by a double-stitched nylon cover with a reinforced internal tow harness. Slice is equipped with a super-convenient Kwik-Connect for easy hook-ups and a Boston Valve for fast inflating and deflating. It's easy to climb onto Slice from the water; it's tapered to only 6 in. high at the back. Designed for 1 or 2 riders.

Description	Valve	Part No.
Airhead Slice 60" Round 1 or 2 riders	Boston Valve	AHSL-4

FUEL SYSTEMS	ENGINE/GASKETS	EXHAUST	DRIVE LINE HANDLING	ELECTRICAL	WATERLINE /BILGE	STEERING & CONTROLS	BODY	ACCESSORIES	SERVICE TOOLS /HARDWARE	CHEMICAL	FREESTYLE & 800SKR	FOUR STROKE
--------------	----------------	---------	---------------------	------------	------------------	---------------------	------	-------------	-------------------------	----------	--------------------	-------------

AIRHEAD®



AHMX-V2

AIRHEAD® MATRIX™ V-2 & V-3

AHMX-V3

Wow! The thrill rides of the century have arrived! If you want real heart stopping tubing action unlike anything you've experienced before, think Matrix. No expense was spared in Matrix's state-of-the-art construction. The durable RF welded virgin vinyl PVC bladder is completely wrapped in double-stitched 840-denier nylon. A heavy-duty Kwik-Connect provides easy hook-ups and the Airhead Multi-Valve provides the ultimate in inflation and deflation convenience. Join the matrix tubing revolution now! Patent pending.

Description			Valve	Part No.
Airhead Matrix	2 riders	80" x 64",	Multi-Valve	AHMX-V2
Airhead Matrix	3 riders	97" x 74",	Multi-Valve	AHMX-V3



AIRHEAD® G-FORCE

G-Force is a wild ride for up to 3 thrill-seekers! Defy centrifugal force with G-Force's topside stabilizers fins. The 6 deluxe nylon-wrapped handles with neoprene knuckle guards provide a sure and comfortable grip. G-Force has a tough 30-gauge virgin PVC bladder, fully covered with as 840-denier double-stitched nylon cover. G-Force is 72" x 62" and is equipped with a heavy-duty Kwik-Connect for easy and secure hook-ups. An Airhead Boston valve provides the ultimate in inflation and deflation convenience.

Description			Valve	Part No.
Airhead G-Force	3 riders	72" x 62"	Boston-Valve	AHGF-1



SPACE SHUTTLE MTC™ Doubles as a trailer!

MTC stands for Multi Towing Craft. This humongous and incredibly inflatable has a dual personality! Shuttle your coolers, beach chairs, skis, wake boards, gas cans, and other gear to your favorite beach inside Space Shuttle MTC, while you enjoy a comfortable boat or personal watercraft ride with your friends. Once you unload your gear onto the beach, you'll have the most exhilarating tube ride of your lives with plenty of room to stretch out. Space Shuttle MTC is 80" by 80" (deflated size) with 19" sidewalls. The rugged 30-gauge vinyl tube has an inflatable cushioned floor that drains to keep you and gear dry. The 840-denier double-coated nylon cover has a rear mesh drain vent and a double-reinforced towing harness. A cargo net is included to secure your gear. Eight deluxe handles with neoprene knuckle guards ensure a confident hold for up to four passengers.

Description			Valve	Part No.
Space Shuttle MTC	4 riders	80" x 80" x 19"	Boston-Valve	SS-1

MABLE SERIES

Designed for 2-3 riders, these towables have 2 tow points and multiple riding positions: kneeling, prone or seated with a comfortable backrest. The newest design that no one else has. The Mables feature foam seat/knee pads



SUPER MABLE

Description

Big Mable	69" (L) x 70" (W)
2 riders	175 cm (L) x 175 cm (W)
Super Mable	82" (L) x 83" (W)
3 riders	205 cm (L) x 210 cm (W)



BIG MABLE

Valve

Speed Safety Valve

Part No.

S53-2210



SUPER MABLE



MEGA BOWL



Description

Mega Bowl	68" (L) x 58" (W) x 26 (H)
	170 cm (L) x 145 cm (W) x 65 cm (H)

Valve

Speed Safety Valve

Part No.

S53-1840



SUMO TUBE

WEAR IT! STEER IT! ROLL IT! JUMP IT! The sumo tube is a new, exciting, and challenging freestyle towable that is not connected to the boat. The rider slides into the Sumo suit and holds onto a grab handle on the end of a 60' rope. The rider can roll 360s from left to right, jump the wakes, steer left and right by moving their arms, or just glide across the water's surface. It's a fast and fun bodysurfing thrill ride. The Sumo Tube can also be used in the crashing waves as a body surfing tube. The Sumo tube is one chamber and inflates quickly.

Description

Sumo Tube 1 rider	38"L x 33" Dia
-------------------	----------------

Valve

Speed Safety Valve

Part No.

S53-1805



**"VALVE INFORMATION SHEET" (Speed safety valve, speed valve, Multi-valve, EZ Lock valve) available upon request

FUEL SYSTEMS	ENGINE/GASKETS	EXHAUST	DRIVE LINE HANDLING	ELECTRICAL	WATERLINE /BILGE	STEERING & CONTROLS	BODY	ACCESSORIES	SERVICE TOOLS /HARDWARE	CHEMICAL	FREESTYLE & 800SKR	FOUR STROKE
--------------	----------------	---------	---------------------	------------	------------------	---------------------	------	-------------	-------------------------	----------	--------------------	-------------



NEW HUNSAKER UTILITY JUGS

These Jugs are specifically designed for the on-the-go person. They dispense gas in 10 seconds or less. No time wasted when filling up with the Hunsaker quick-filling action. You can fill from either the vent side or the pour side. Excellent stability. They won't tip over. Includes a nylon hose attachment for flexibility and they're U.S. Patented.

Description	Part No.
5 Gallon Utility Jug	3055-5
11 Gallon Utility Jug	3011-11



DELUXE SIPHON PUMP

Deluxe Siphon Pump made with a heavy duty marine grades siphon bulb and gas resistant hose. This is the easy way to get a siphon started to drain your bilge or to transfer fuel from one place to another.

Description	Part No.
Deluxe Siphon Pump	59-0440



DAS PUMP FINGER TIP PUMP

Simple finger tip pump that removes water from your engine compartment and siphons gas. Includes length of hose to reach the depths of your engine compartment or gas tank.

Gets into the tightest places and is easy to use. Prevents corrosion and rusting to your engine due to condensation. "Das Pump"

Description	Part No.
DAS Pump	57-4045



CARBON TECH FUEL TAGS

Can't remember if you put oil in the gas? Get one of these fuel tags. These plastic tags state "unmixed" on one side and "mixed" on the other side.

Description	Part No.
Carbon Tech Fuel Tag	FT1



FILLER HOSE

Description	Part No.
Filler Hose Kit w/Screw Cap	59-3456



BILLET JUG BREATHER

Fits most 5-gallon utility jugs. Simple one touch operation. Pull to open, push down to shut off.

Description	Part No.
Blue	02-001
Red	02-002
Silver	02-003



WALL-MOUNT JUG RACK

Wall-mount for various applications. Works with most jugs. Durable white color finish.

Description	Part No.
Wall-Mount Jug Rack	WMS2W



HYDRO-TURF OIL EXTRACTOR

The unit uses a small vacuum system, which pumps fluid through a hose to the 6-liter reservoir. It also includes a pour spout to aid in emptying the reservoir. Pump is removable for easy storage.

Description	Part No.
Hydro-Turf Oil Extractor	OIL01



AC RACING BEACH STAND

Thick wall tubing and heavy gauge angle aluminum construction. Excellent durability. Not designed for use out of water.

Description	Part No.
2-Seater Craft	59-4005*
Stand-Up Craft	59-4000*

**Due to the size of this product it is not covered by the Hot Products shipping policy*



RULE FLAT TANK ELECTRIC OIL EXTRACTOR

Eliminate those costly yard service fees with the new quick, clean, compact electric oil extractor. Includes a 3-1/2 gallon compact self-priming diaphragm pump for extraction and an easy pour spout for oil transfer.

- 3.5 gallon (13 liter) leak proof container
- Designed for ease of carrying
- Complete with dipstick, suction tube & battery clamps
- Self-priming, dry running, 12 or 24 volt diaphragm pump
- Empties and stows easily

Description	Part No.
Electric Oil Extractor	17860-0012



Sit-down model shown

AC RACING PWC WORK STAND

- 5" swiveling caster wheels
- Aluminum box tubing
- Gray carpeted 2 x 4's

Not designed for use in water

Description	Part No.
High Profile for Stand-ups	03-0500*
Low Profile for Sit-downs	03-0600*

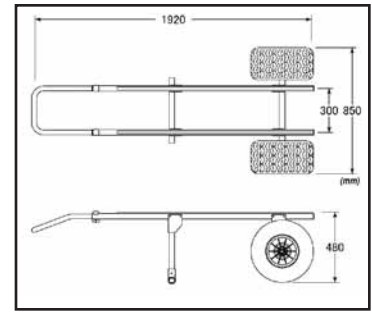
**Due to the size of this product it is not covered by the Hot Products shipping policy*

FUEL SYSTEMS	ENGINE/GASKETS	EXHAUST	DRIVE LINE HANDLING	ELECTRICAL	WATERLINE /BILGE	STEERING & CONTROLS	BODY	ACCESSORIES	SERVICE TOOLS /HARDWARE	CHEMICAL	FREESTYLE & 800SKR	FOUR STROKE
--------------	----------------	---------	---------------------	------------	------------------	---------------------	------	-------------	-------------------------	----------	--------------------	-------------



J-130S

BOX: H1530xW85xD60mm / 4kg,
H535xW350xD95mm / 7kg
TIRE: H475xW475xD510mm / 12kg



COMPACT 2-WHEEL TOTE STAND-UP

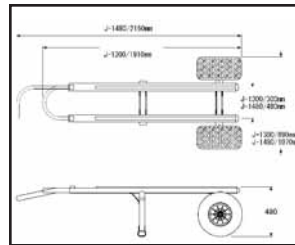
The best selling jet Launcher for Stand-Up Ski in Japan. Quick and easy assembly and disassembly that does not require any tools. No bolts and nuts. Just pull and push Hitch Pins and assembly and disassembly is complete in just minutes. A special angle handle design makes it easy to launch and load a stand up watercraft.

Description
Compact 2-Wheel Tote Stand-Up

Part No.
J-130S



J-1300



2-WHEEL TOTE STAND UP/SPORT CLASS

Extra strong and durable design with bolts and nuts assembly. This model is designed for Stand-up and Sport class watercraft. A special designed leverage function frame allows you easy launching and loading of watercraft, all by yourself.

BOX: H1635xW435xD165mm / 11.5kg TIRE: H475xW475xD510mm / 12kg

Description
2-Wheel Tote Stand-Up/Sport Class

Part No.
J-1300



J-1480

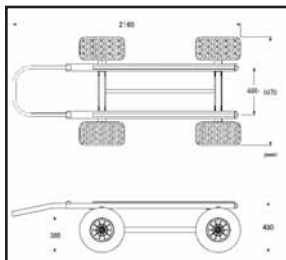
2-WHEEL TOTE RUNABOUT

Extra strong and durable design with bolts and nuts assembly. This model is designed for Runabout watercraft. A special angle handle design makes easy launching and loading of watercraft.

BOX: H165xW435xD165mm / 11.7kg, H640xW530xD90mm / 1.4kg
TIRE: H475xW475xD510mm / 12kg

Description
2-Wheel Tote Runabout

Part No.
J-1480



4-WHEEL TOTE 3 SEAT PWC

Extra strong and durable design with bolts and nuts assembly. This model is designed for the large 3 seat watercraft. Just load PWC onto tote and push across any and all surfaces.

BOX: H1635xW260xD170mm / 12.5kg, H640xW530xD90mm / 1.4kg
TIRE: H475xW475xD510mm / 12kg x 2



J-1480-4

Description
4-Wheel Tote 3 Seat PWC

Part No.
J-1480-4



LIFESLED FOR PWC RESCUE

Lifeguards and public safety agencies around the world are embracing an innovative rescue system that already has saved hundreds of lives, and promises to save thousands more in extreme rough water situations such as ocean storms, heavy surf, rip currents, flooding rivers and other life-threatening situations.

Non-Invasive hookup conveniently attaches LIFESLED to most any PWC without cumbersome rigging or drilling holes.



- ◆ LIFESLED is highly maneuverable. It barely affects low-speed motoring and increases the overall stability of the craft. There is no chance of windmilling or dumping of victim.
- ◆ Bullet-nose allows 45° fish-tail pivot off the PWC transom.
- ◆ 70/30 rails allow sufficient tracking for stability, and still allow the driver to 'break loose' for quick turns.
- ◆ Inexpensive, replaceable nose-guard protects the nose of the sled and the PWC transom.
- ◆ Overall size is sufficient for two adults yet still highly maneuverable. Weighs only 35 lbs.
- ◆ The Swallow-tail design enables easy victim centering when mounting in the water.
- ◆ Hook-up design allows the sled to be folded over the PWC when not in use.

Description	Part No.
Lifesled	W20018

We do not carry inventory of these items—special order only.



HONDA



YAHAMA



SEA DOO



FUEL SYSTEMS	ENGINE/GASKETS	EXHAUST	DRIVE LINE HANDLING	ELECTRICAL	WATERLINE /BILGE	STEERING & CONTROLS	BODY	ACCESSORIES	SERVICE TOOLS /HARDWARE	CHEMICAL	FREESTYLE & 800SXR	FOUR STROKE
--------------	----------------	---------	---------------------	------------	------------------	---------------------	------	-------------	-------------------------	----------	--------------------	-------------

FUEL SYSTEMS
ENGINE/GASKETS
EXHAUST
DRIVE LINE HANDLING
ELECTRICAL
WATERLINE /BILGE
STEERING & CONTROLS
BODY
ACCESSORIES
SERVICE TOOLS /HARDWARE
CHEMICAL
FREESTYLE & 800SXR
FOUR STROKE



SKEEKEEPER TIE DOWNS

Fits all PWC with 5/8" or 3/4" Bow Eyes.
Available in Single or Double Hook.

Description	Part No.
Single Hook	TS-60-BLK
Double Hook	TS-62-BLK



ANCRA WATERCRAFT TRAILER TIE DOWNS

Fits all PWC with 3/4" Bow Eyes.

Color	A.	B.	C.
	Double Hook Without Bow Eye Pin	Single Hook With Bow Eye Pin	Double Hook With Bow Eye Pin
Purple	59-3404-PPL	59-3404-PPL-S	
Pink	59-3404-PNK	59-3404-PNK-S	59-3404-PNK-D
Lime Green	59-3404-GRN	59-3404-GRN-S	



HOOK-IT TIE DOWN MOUNT

Patented hook retainer eliminates unhooking.
Provides a location to tie down your watercraft where you want it.

Description	Part No.
Hook-It Tie Down Mount	TS-65



YAMAHA TIE DOWN PIN

The tie down pin can be used to which your boat on your trailer, attach a docking line, attach anchor, or tie down your Yamaha. Just drop the pin in your front or rear bow eye.

Description	Part No.
Yamaha Tie Down Pin	59-3438



POWERTYE TIE DOWNS

Made from high quality 4500lb. test nylon strap with rubber coated hooks. Made in USA

Description	Part No.
Black	59-3425
Navy Blue	59-3428
Silver	59-3429



SKEEKEEPER BOW PIN

Fits any PWC trailer with a 5/8" bow coupler.

Description	Part No.
Bow Pin	TS67



BUNK MATES FOR TRAILERS

Bunk Mates are made from an exclusive material called TDS that helps your heavy PWC glide effortlessly on and off your carpeted trailer bunks. Bunk Mates come 6 pieces to a set. Strips are 12" long x 2" wide.


Description	Part No.
Black (Set of 6)	59-0202-BLK
White (Set of 6)	59-0202-White



SKEEKEEPER HITCH PIN

Fits any receiver-style hitch with a 2" insert.

Description	Part No.
Hitch Pin	TS68



STOLTZ BOW STOPS AND SUPER ROLLERS

Stoltz polyurethane rollers and bow stops have non-marking assurance built-in and will not put any marks on your boat. No more hard work cleaning your boat. Made in USA.



PWC-5A

Bow Stop

For PWCs with a vertical hole.
Fastens with "U" bolts. 3-1/2" Opening



**PWC-9
2" Bow Stop**

Fits 2" wide bracket for 1/2" shaft



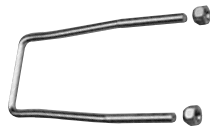
Made in U.S.A.



**RP-325
3" End Cap**

For 1/2" shaft

Descriptions	Part No.
PWC Bow Stop	PWC-5A
PWC 2" Bow Stop	PWC-9
1/2" Shaft 3" End Cap	RP-325



ECONOMY SPARE TIRE CARRIERS

- Fits most rim and tire combinations, from 8" through 15" and both 4 and 5-lug wheels.

Description	Part No.
Standard Carrier	WB-8050
Carrier With Lock	WB-8051



Plastic



Metal

LICENSE PLATE BRACKETS

- Choice of either plastic or metal license plate brackets.
- 1/4" mounting holes on 2" centers.

Description	Part No.
Plastic License Plate Bracket	WB-3211
Metal License Plate Bracket, Plated	WB-3213



4-WAY CONNECTORS WITH ELECTRIC WIRE HARNESS

- Wesbar harnesses conform to all applicable SAE, NMMA and TMA standards.
- Standard 4-way harnesses have an 18" ground wire except where noted.

4-Way Harness	Part No.
4' Trunk Connector	WB-007275
6' Trunk Connector	WB-007272
18" Trailer Connector—Wunside	WB-007285
18" Trailer Connector—Wishbone	WB-007286
25' Trailer Harness—Wishbone	WB-007261
25' Trailer Harness Kit—Wishbone /Connector	WB-007103
30' Trailer Harness Kit—Wishbone /Connector	WB-007104



TRUNK CONNECTOR

4-Way female connector mates with most standard flat 4-way plugs

Description	Part No.
4' Trunk Connector	WB-007275
6' Trunk Connector	WB-007272



TRUNK/TRAILER CONNECTOR SET

Includes 48" trunk and 18" trailer 4-Way connector

Description	Part No.
Trunk/Trailer Connector	WB-007270



SUBMERSIBLE TAIL LIGHT

Widely used by jet ski and boat trailer manufacturers, these multi-function submersible tail lights are designed to protect the bulbs and contacts when the trailer is under water during launching and loading. They employ a "trapped air" technique to keep water from the bulbs. The bulbs and lenses are easily replaceable. Closed bottom design prevents splashing water and road grit from entering the lamp and meets all applicable DOT regulations. The lights come with pre-installed wire leads and two 1/4" mounting studs on 2" centers.

Description	Part No.
Lens, Tail Lamp	WB-403335
Lens, Side Marker, Red	WB-003337
Lens, Side Marker, Amber	WB-003338
7-Function Tail Lamp , Submersible (LH)	WB-003023
6-Function Tail Lamp , Submersible (RH)	WB-003073



SEALED 2.5" ROUND CLEARANCE/MARKER LAMP WITH REFLECTOR

Sonically sealed lamp with Reflex reflector. Amber.

Description	Part No.
Amber SM/Clearance	WB-003385

FUEL SYSTEMS
ENGINE/GASKETS
EXHAUST
DRIVE LINE HANDLING
ELECTRICAL
WATERLINE /BILGE
STEERING & CONTROLS
BODY
ACCESSORIES
SERVICE TOOLS /HARDWARE
CHEMICAL
FREESTYLE & 800SXR
FOUR STROKE

VHF



ALESSANDER LENZI VOL. I VIDEO
71-0009



ALESSANDER LENZI VOL. 3 VIDEO
71-0008



ERIC "CYCLONE" MALONE VIDEO
71-0005



COASTAL RAGE JET ADDICTION VIDEO
71-0012



V JET WAVE CUP 2003 WORLD CHAMPIONSHIP
71-0016



CAMPEONATO BRASILEIRO DE JET SKI 2004
71-0018

DVD



WORLD FINALS 2004 WFDV04



2004 LENZI DVD
71-0020



THE ADDICTION
70-0030



RAMPT VOL. I
71-0013



WORLD FINALS 2006 WFDVD2006



ALL MY CRAZY FRIENDS III
AMCF3



WORLD FINALS 2005 WFDVD2005



A TWANGLED VIEW OF HAVASU III
70-0025



A TWANGLED VIEW OF HAVASU II
70-0021

SILVER ACCESSORIES OF KAWASAKI PWC

Description	Part No.
1) SXR	B-SA-SXR-BIG
2) STX-R	B-SA-STX-R
3) SX-R (small)	B-SA-SXR-SML

*929" Silver, Regular size 30mm, small size 18mm, chain is not included.



SEA DOO


KAWASAKI



SUPER BN MANUAL

For the watercraft tuner working with Super BN series carburetors.


Description	Part No.
Mikuni Manual	53-9999



Sea Doo Water Vehicles
1988-1996

Standard GT, GTS, GTX,
SP, SPI, XP

Part No. W809-3



Sea Doo Water Vehicles
1997-2001

GS/GSI/GSX/GSX RFI/
GSX Ltd./GTI/GTS/GTX
GTX DI/GTX RFI/GTX Ltd.
HX/LRV/RX/RX DI
SP/SPX/XP Ltd.

Part No. W810



Kawasaki Jet Ski
1976-1991

JS300, JS550, JS300SX,
JS550SX, JS400, JF650X-2,
JS440, JS650SX, JF650TS,
JL650SC, JB650TS Jet Mate

Part No. W801



Kawasaki Jet Ski
1992-1994

JS440, JS550, JS550SX,
JB650 Jet Mate, JF650X-2,
JF650TS, JL650SC,
JS650SX, JH750SS,
JS750SX, JH750Xi,
JT750ST, JH750XIR


Part No. W802



Kawasaki Jet Ski
Performance Manual,
all models 1976-1994

Part No. W804


YAMAHA



Yamaha Water Vehicles
1987-1992

WJ500, WRA650, WR500,
SJ650, WR650

Part No. W805




Yamaha Water Vehicles
1993-1996

WR500, SJ650, WR650,
WRA650, WRA650A,
WRB650, WRB650A, FX700,
SJ700, RA700, RA700A,
RA700B, WB700A, WRA700,
WRB700, WVT700, RA760,
WB760, RA1100, WVT100

Part No. W806


POLARIS



Polaris Water Vehicles
1993-1995

SL650, SL750, SLT750

Part No. W819



Polaris Water Vehicles
1996-1999

SL650, SL750, SLT750

Part No. W820



2006 WORLD FINALS • LAKE HAVASU, AZ
PHOTO COURTESY OF JIN OMURA

FUEL SYSTEMS	ENGINE/GASKETS	EXHAUST	DRIVE LINE HANDLING	ELECTRICAL	WATERLINE /BILGE	STEERING & CONTROLS	BODY	ACCESSORIES	SERVICE TOOLS	CHEMICAL	FREESTYLE & BOOSXR	FOUR STROKE
--------------	----------------	---------	---------------------	------------	------------------	---------------------	------	-------------	---------------	----------	--------------------	-------------

FUEL SYSTEMS
ENGINE/GASKETS
EXHAUST
DRIVE LINE HANDLING
ELECTRICAL
WATERLINE /BILGE
STEERING & CONTROLS
BODY
ACCESSORIES
SERVICE TOOLS /HARDWARE
CHEMICAL
FREESTYLE & 800SXR
FOUR STROKE

METRIC STAINLESS STEEL HEX BOLT PACKS

10 Pcs Per Pack



Size/mm	Part No.
6 x 10	60-3010
6 x 12	60-3012
6 x 14	60-3014
6 x 16	60-3016
6 x 18	60-3018
6 x 20	60-3020
6 x 25	60-3025
6 x 30	60-3030
6 x 35	60-3035

Size/mm	Part No.
6 x 40	60-3040
6 x 45	60-3045
6 x 50	60-3050
6 x 60	60-3060
6 x 70	60-3070
6 x 80	60-3080
8 x 18	60-4018
8 x 20	60-4020

Size/mm	Part No.
8 x 25	60-4025
8 x 30	60-4030
8 x 35	60-4035
8 x 40	60-4040
8 x 50	60-4050
8 x 60	60-4060
8 x 80	60-4080
10 x 25	60-5035

METRIC STAINLESS STEEL ALLEN HEAD BOLT PACKS

10 Pcs Per Pack



Size/mm	Part No.
4 x 30	61-1030
4 x 16	61-1016
5 x 10	61-2010
5 x 25	61-2025
6 x 10	61-3010
6 x 12	61-3012
6 x 14	61-3014

Size/mm	Part No.
6 x 16	61-3016
6 x 20	61-3020
6 x 25	61-3025
6 x 30	61-3030
6 x 35	61-3035
6 x 40	61-3040
6 x 50	61-3050

Size/mm	Part No.
6 x 60	61-3060
8 x 20	61-4020
8 x 25	61-4025
8 x 30	61-4030
8 x 50	61-4050
8 x 60	61-4060
10 x 25	61-5025

METRIC STAINLESS STEEL NUTS

10 Pcs Per Pack

Size	Part No.
6mm	63-0006
8mm	63-0008



METRIC STAINLESS STUD PACKS

10 Pcs Per Pack

Size/mm	Part No.
8 X 30	62-4030



METRIC STAINLESS STEEL FLAT WASHERS

10 Pcs Per Pack

Size	Part No.
6mm	63-2006
8mm	63-2008
10mm	63-2010



METRIC STAINLESS STEEL SPRING WASHERS

10 Pcs Per Pack

Size	Part No.
6mm	63-4006
8mm	63-4008
10mm	63-4010



ZIP TIES



Description	Color	Part No.
3 3/4" x .090	Black	64-0050
7 1/4" x 1.190	Black	64-0051

(Sold in Packages of 100)

PLASTIC FITTINGS



Plastic T Fitting	Part No.
3/8" x 3/8" x 3/8"	64-0025
1/2" x 1/2" x 1/2"	64-0027

Plastic Y Fitting	Part No.
3/8" x 3/8" x 3/8" (white)	64-0045
1/4" x 1/4" x 1/4" (white)	64-0046
1/4" x 1/4" x 1/4" (black)	64-0047

BRASS FITTINGS



Straight Hose Barbed	Part No.
1/8" Thread 1/4" Hose	64-0001
1/8" Thread 3/8" Hose	64-0003
1/4" Thread 1/2" Hose	64-0005



Barb Connector	Part No.
1/4" I.D. Hose-1/4" I.D. Hose	64-0057
3/8" I.D. Hose-3/8" I.D. Hose	64-0058
1/2" I.D. Hose-1/2" I.D. Hose	64-0059



Brass Push in Nipple	Part No.
1/8" Straight	53-9936
1/4" Straight	53-9937



90 Degree	Part No.
1/8" Pipe thread 3/8" Hose	64-0007
1/4" Pipe thread 1/2" Hose	64-0009
1/8" Pipe thread 1/4" Hose	64-0010



Garden Hose Adapter	Part No.
3/8"	64-0012
1/2"	64-0014



Press-in 90 Degree Fuel Inlet	Part No.
1/4" 90 Degree	44



45 Degree	Part No.
1/8" Pipe thread 1/4" Hose	64-0065
1/8" Pipe thread 3/8" Hose	64-0066
1/4" Pipe thread 1/2" Hose	64-0067



Brass Fitting	Part No.
1/8" Pipe threaded junction	64-0011
1/8" to 1/4" Adapter	64-0013
9mm Yamaha Flush Adapter	64-0004



T-Fitting	Part No.
Primer Fitting 1/8" x 1/8" x 1/8"	64-0015
Primer 1/4" x 1/4" x 1/8"	64-0017
Fuel Line 1/4" x 1/4" x 1/4"	64-0019



Brass Threaded Plug	Part No.
1/8" Threaded Plug	64-0016
1/4" Threaded Plug	64-0018



2006 WORLD FINALS • LAKE HAVASU, AZ
PHOTO COURTESY OF JIN OMURA

FUEL SYSTEMS	ENGINE/GASKETS	EXHAUST	DRIVE LINE HANDLING	ELECTRICAL	WATERLINE /BILGE	STEERING & CONTROLS	BODY	ACCESSORIES	SERVICE TOOLS /HARDWARE	CHEMICAL	FREESTYLE & BOOSXR	FOUR STROKE
--------------	----------------	---------	---------------------	------------	------------------	---------------------	------	-------------	-------------------------	----------	--------------------	-------------



STAINLESS STEEL HOSE CLAMPS

Clamps	Max. Size	Part No.
#5	(for waterline)	64-0030
#36	2 3/4" - 1 13/16"	64-0032
#48	3 1/2" - 2 9/16"	64-0031
#60	4 1/4" - 3 5/16"	64-0033
#72	5 - 4 1/16"	64-0034
#80	5 1/2" - 4 9/16"	64-0035

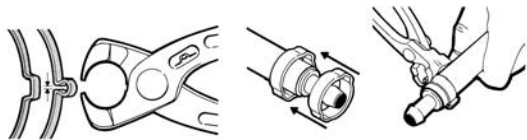


T-BOLT CLAMPS

Size	Width	Part No.
3"	3/4"	64-0080
3-1/4"	3/4"	64-0081
4-1/2"	3/4"	64-0082
5"	3/4"	64-0084
5-1/4"	3/4"	64-0085
5-1/2"	3/4"	64-0086



SQUEEZE ON STAINLESS STEEL CLAMPS



Description	Part No.
Pincer Tool	59-4015
Clamp for 1/4" Hose (10 pcs/pk)	59-4016
Clamp for 3/8" Water Line (10 pcs/pk)	59-4017
Clamp for 1/2" Water Line (10 pcs/pk)	59-4018



HOSE SHEARS

Scissor-action cutter for hose.

Description	Part No.
Hose Shears	59-4020



WATER LINE HOSE

Sold per foot.

Description	Part No.
3/8" Blue	56-8000
1/2" Black	56-8003
1/2" Blue	56-8004
3/8" Clear Vinyl	56-8007
3/8" Light Blue, Soft	56-8010



FUEL FEED AND VENT HOSE

Designed to meet fuel hose specification for SAE J1527 and ISO 7840. This hose meets all the requirements of the USCG, NMMA, ABYC. 25 feet/pk.

Description	Part No.
1/4" Fuel Feed & Vent Hose	360-014



FUEL LINE

Fuel line is made from a thick walled polyurethane tubing. Sold per foot. or 25 feet/pk

Description	Part No.
Blue (1/4") per foot	53-9970
Blue (1/4") 25 feet/pk	53-9970-25
Primer Line (1/8") per foot	53-9980
Primer Line (1/8") 25 feet/pk	53-9980-25

FUEL SYSTEM SERVICE TOOLS

FUEL SYSTEMS
ENGINE/GASKETS
EXHAUST
DRIVE LINE HANDLING
ELECTRICAL
WATERLINE /BILGE
STEERING & CONTROLS
BODY
ACCESSORIES SERVICE TOOLS /HARDWARE
CHEMICAL
FREESTYLE & 800SKR
FOUR STROKE



CARB SCREW ADJUSTING TOOL

Angled head for the hard-to-reach carb adjustment screws

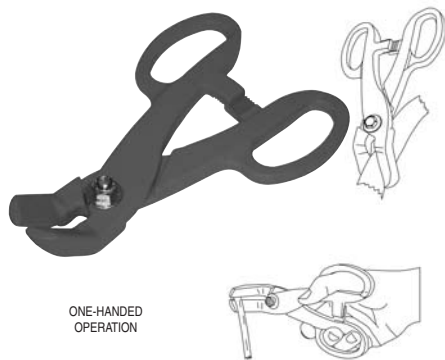
Description	Part No.
Carb Screw Adjusting Tool	53-9994



90 DEGREE 1/4" HEX DRIVER

Precision made of high-grade aluminum & stainless steel. Designed for hard-to-reach pilot screw. Gear driven 1/4" hex. Includes 1/4" hex bits, straight slot, Phillips, D-shaped pilot screw bit, 6mm hex jet bit and 1/4"-hex-to-1/4" drive bit.

Description	Part No.
90 Degree 1/4" Hex Driver	08-0229

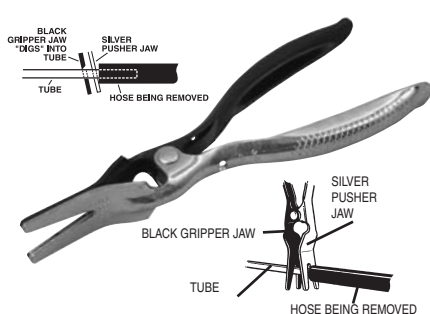


ONE-HANDED OPERATION

HOSE PINCHER

Clamps and holds hoses up to 3/4" inside diameter. Angled jaws close to create a complete seal every time. Jaws are offset for hard-to-reach areas. The handles lock firmly to hold the jaws in closed position.

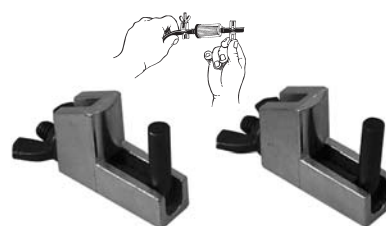
Description	Part No.
Hose Pinchers	LS23000



HOSE REMOVAL PLIERS

For easy removal of 5/32" to 1/2" (4mm to 14mm) hoses. Engage the tube (line) with the black jaw. This sharpened jaw actually "digs" into the tube to grip it! Squeeze, and the hose is easily pushed off by the silver jaw.

Description	Part No.
Hose Removal Pliers	LS47900



HOSE PINCHERS

Quick, easy way to pinch off fuel lines, etc. without damaging the line. Sold two per set.

Description	Part No.
Hose Pinchers	LS22850



MIKUNI TOOL KIT

This handy little kit contains all the tools necessary to make jetting change, perform normal maintenance as well as disassemble and rebuild any Mikuni carburetor

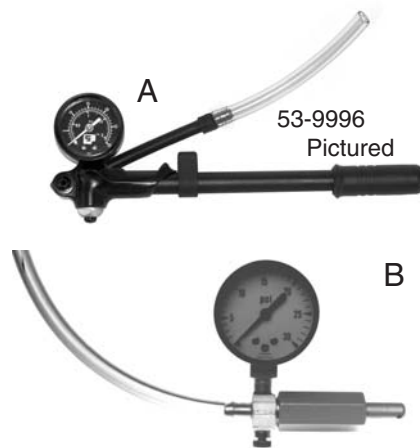
Description	Part No.
Mikuni Tool Kit	53-9989



HAND REAMER JET SET

Cleans jets the right way.

Description	Part No.
6pcs Reamer Jet Set	59-0603



POP-OFF GAUGE

For Accurate adjustment of pop off pressure levels.


Description	Part No.
A Mikuni Gauge	
30 Lbs.	53-9996
60 Lbs.	53-9996-60
100 Lbs.	53-9996-100
B Aftermarket Thumb Operated Gauge	53-9995



ROTARY VALVE TIMING WHEEL

Description	Part No.
Rotary Valve Timing Wheel	012-170


ENGINE / EXHAUST SYSTEM SERVICE TOOLS



QUICK RELEASE RING COMPRESSOR

Ring Compressor makes it easy to remove ring from piston. Range is from 2-1/8" – 5" (54mm–127mm).


Description	Part No.
Quick Release Ring Compressor	LS19000



HEAD PULLER FOR KAWASAKI HEADS

Pull straight up from the spark plug hole while using the studs for leverage.

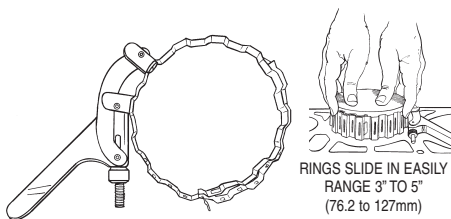
Description	Part No.
Head Puller for Kawasaki	59-0209



2-1/2" WIRE CUP BRUSH

Removes weld scale, rust, paint and corrosion from metal surfaces. Made with .014 carbon steel wire and designed for light duty use with an electric drill. Maximum safe free speed is 4500rpm.


Description	Part No.
2-1/2" Wire Cup Brush	LS14020



WRINKLE BAND RING COMPRESSOR

Wrinkle band cuts friction in half. Rings slide in easily 3" – 5" (76.2mm – 127mm).


Description	Part No.
Wrinkle Band Ring Compressor	LS21700



SEAL PULLER

Simply insert the tip of the tool behind the oil or grease seal, press and pull. Leverage works for you. Two size tips reach in and fit nearly all seal applications.

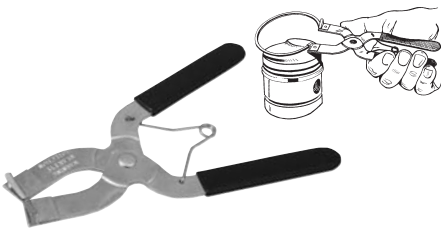
Description	Part No.
Seal Puller	LS56750



1" WIRE END BRUSHES

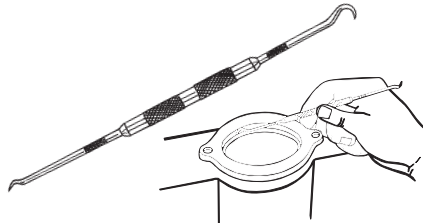
Made with .020" industrial heat-tempered wire. Use with portable electric and air tools. 20,000rpm maximum safe speed.

Description	Part No.
1" Knot Wire End Brush	LS14040
1" Crimped Wire End Brush	LS14060



PISTON RING INSTALLER

Description	Part No.
Piston Ring Installer	LS33500



"O" RING AND SEAL PICK

Quickly removes and installs "O" rings and seals. Tips are hardened to stay sharp.

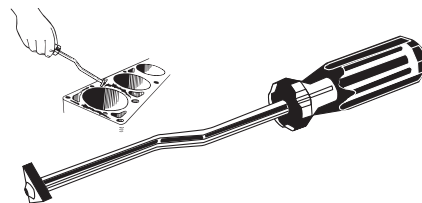
Description	Part No.
"O" Ring and Seal Pick	LS31840



PISTON PIN PULLER

Universal piston pin puller easily removes all sizes of piston pins without any damage to the piston.

Description	Part No.
Piston Pin Puller	59-0252



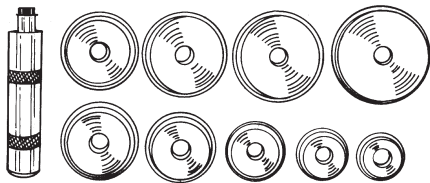
CARBIDE GASKET SCRAPER

Six-sided carbide blade cuts smoother and lasts longer.

Description	Part No.
Carbide Gasket Scraper	LS51650
Replacement Carbide Blade	LS51660

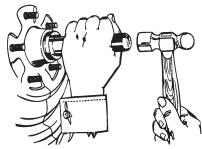
CONVERSION TABLE

Unit	Conversion
Linear Measure	
centimeter (cm.)	0.3937 inch
meter (m.)	3.2808 feet / 1.0936 yards
kilometer (km.)	0.6214 mile
inch (in.)	2.54 centimeters
foot (ft.) = 12 inches	30.48 centimeters
yard (yd.) = 3 feet	0.914 centimeters
rod (rd.) = 5.5. yards	5.0292 meters
chain (ch.) = 4 rods	20.117 meters
furlong (fur.) = 10 chains	201.17 meters
mile (m., mi.) = 8 furlongs	1.6093 kilometers
league (l.) = 3 miles	4.8279 kilometers
Aviordupois Weight	
Gram (g.)	0.0353 oz. avdp.
kilogram (kg.) = 1,00 grams	2.2046 lb. avdp
metric ton (M.T.)	1.1023 short tons
	0.9842 long ton
grain (gr.)	0.0648 gram
dram (dr. avdp.) = 27.34 grains	1.7718 grams
ounce (oz. avdp.) = 16 drams	28.3495 grams
pound (lb. avdp) = 16 ounces	0.4536 kilogram
hundredweight (cwt.)	
(US) = 100 pounds	45.3592 kilograms
(UK) = 112 pounds	50.8024 kilograms
ton (t., tn.)	
(US) = short ton	
=2,000 pounds	0.907 metric ton
(UK) = short ton	
=2,240 pounds	1.106 metric ton



SET INCLUDES ONE OF EACH OF THE FOLLOWING DRIVERS:

DRIVER PART NO.	SIZE
12610	1.565"
12620	1.750"
12630	1.965"
12640	2.325"
12710	2.470"
12650	2.555"
12690	2.830"
12700	2.995"
12970	3.180"



BEARING RACE AND SEAL DRIVER—MASTER SET

Make it easier to insert bearing race and seals without damage to race. This master set includes nine drivers to fit most standard bearings.

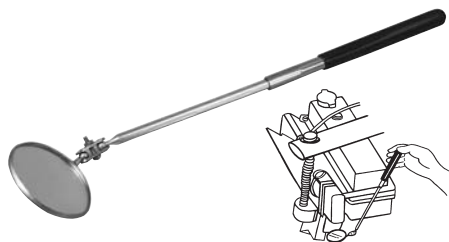
Description	Part No.
Bearing Race and Seal Drive	LS12980
Handle Mini pouched	LS12660



COMPRESSION TESTER

Contains hoses for 10, 12 & 14mm spark plug applications. Features a quick disconnect with a pressure release valve and a 300lbs. Gauge. Packed in a convenient carry box. Made in USA.

Description	Part No.
Compression Tester	08-0188



TELESCOPING MIRROR

Enables you to see around corner. 2-1/4" diameter mirror swivels to any position. Length extends from 10" to 14".

Description	Part No.
Telescoping Mirror	LS32050



JUMPER CABLES

8 feet long heavy duty 8 gauge copper jumper cables are big on charging power, yet stow conveniently in the 9 x 9 inch nylon bag.

Description	Part No.
Jumper Cables	59-0530



SPARK PLUG TOOLS

Description	Part No.
Ratchet Plug Wrench	59-0539



SPARK PLUG WIRE TESTER

Now you can check spark plug wires without piercing the wires. Light flashes indicating sound wire.

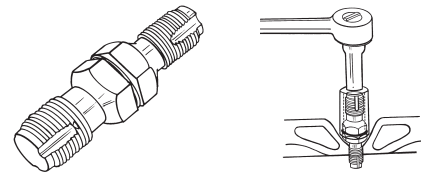
Description	Part No.
Spark Plug Wire Tester	LS26900
Replacement Bulb Assembly	LS26970



IGNITION SYSTEM SPARK TESTER

This ignition system tester checks the integrity and strength of your system by gauging your systems spark.

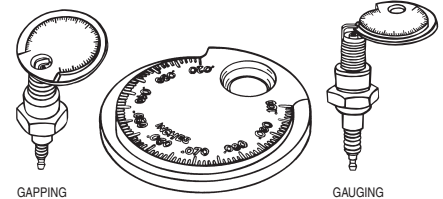
Description	Part No.
Ignition System Spark Tester	59-0253



SPARK PLUG HOLE THREAD CHASER

Cleans threads in spark plug hole. Use with 13/16" spark plug socket. Double-ended for both 14mm and 18mm threads.

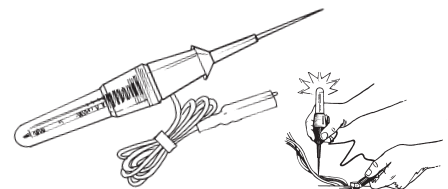
Description	Part No.
Spark Plug Hole Thread Chaser	LS20200



STANDARD/HIGH ENERGY SPARK PLUG GAUGE AND GAPPER

Gauge and gap all types of spark plugs from .020" to .110 (.50mm to 2.53mm).

Description	Part No.
Spark Plug Gauge and Gapper	LS67870



LOW CIRCUIT TESTER

Quick check both AC and DC current up to 28 volts with power on. Helps locate shorts or breaks in wiring. Complete with insulated grounding grip.

Description	Part No.
Low Circuit Tester	LS26250
Replacement Bulb	LS26270



SPARK PLUG HOLDERS

Spark Plug Holder protects the electrode, maintaining the proper gap.

Description	Part No.
2 per blister pack	SPH-2
40 per countertop display	SPH-40

FUEL SYSTEMS
ENGINE/GASKETS
EXHAUST
DRIVE LINE HANDLING
ELECTRICAL
WATERLINE /BILGE
STEERING & CONTROLS
BODY
ACCESSORIES
SERVICE TOOLS /HARDWARE
CHEMICAL
FREESTYLE & BOOSXR
FOUR STROKE



WATERPROOF TERMINAL REPAIR KIT

Description	Part No.
Japanese OEM Type Connector Kit	59-0601



PERMA-SEAL CONNECTOR KIT

Description	Part No.
MSD Perma-Seal Connector Kit	4377



FLYWHEEL PULLER

Description	Part No.
Sea Doo 800/951 38mm x 1.5	MP#42
Kawasaki 900/1100 35mm x 1.5	DS#29



PRO-CRIMP TOOL

To do a job right, it is important to have the right tools. If you custom build a lot of plug wires, the Pro-Crimp is the right tool for you! The Pro-Crimp features a hardened steel frame, molded hand grips and built-in ratchet action that is also adjustable. The tool is supplied with jaws to fit MSD's Super Conductor Spark Plug wires and can be removed to use additional jaws (sold separately) for crimping common wiring terminals.


Description	Part No.
MSD Pro Crimp Tool	3505
Spark Plug Dies	3508
Amp Pins	3506
Amp Lug Dies	3507
Weathertight Dies	3509
Deutsch Terminal Dies	3510



TIMING LIGHTS

MSD offers a heavy duty top quality timing light. This timing light is supplied in a heavy duty metal housing and features a high output Linear Xenon strobe with a focused fresnel lens that produces a light that's bright enough to use outdoors. It is equipped with a 6 foot lead and uses a metal inductive pickup that clamps to the spark plug wire.

Description	Part No.
Timing Light	8990



MAGNETO FLYWHEEL PULLER

Sea Doo	Part No.
A. 580/650/720 3 Hole Disc 8mm Bolts	DS#34

Polaris	Part No.
B. Polaris ALL & Universal Universal 12 Hole Disc 8mm Bolts	DS#37



MAGNETO FLYWHEEL PULLER

YAMAHA	Part No.
C. 500/650/Pre 94 701 3 Hole Disc 8mm Bolts	DS#26

D. 701/760/800/1100/1200 3 Hole Disc 8mm Bolts	DS#37
---	-------



TERMINAL DETENT TOOL

The hollow barrel allows you to depress the tab on the terminal end and to remove the wire from the connector without damaging its ends.

Description	Part No.
Terminal Detent Tool	59-0254



TDC DIAL INDICATOR KIT

Perfect for indicating TDC (Top Dead Center) when setting ignition and rotary valve timing. CNC-machined spark plug hole (14mm) adapter. 1" travel dial indicator. Rotating Bezel. Measures in .001" increments.

Description	Part No.
TDC Indicator	MT-DIAL



TIMING DEGREE WHEEL

Set total loss timing with no guess work. Check crank shaft timing to exact degree. A must for porting and port timing.

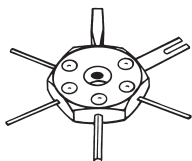
Description	Part No.
Timing Degree Wheel	08-0092



MAGNETO FLYWHEEL PULLER

KAWASAKI	Part No.
E. 300/440/550/650 3 Hole Disc 8mm Bolts	DS#37

F. 750/800 Special 18mm x 1.5 Right Hand Bolt	MP#18
--	-------



TERMINAL REMOVAL TOOL

Includes six different shaped blades.

Description	Part No.
Terminal Removal Tool	LS14900

PUMP SYSTEM SERVICE TOOLS AND SHOP TOOLS



IMPELLER HOLDER TOOL

Sea Doo	Part No.
A. 580/650/720/800/951 All 18mm spline	DS#23
POLARIS	Part No.
B. Polaris ALL & long reach univ.	DS#38



IMPELLER HOLDER TOOL


Sea Doo	Part No.
K. GTX 4Tec Super Charged	DS#70
L. RXP	DS#71



SHOP LANYARD


Not legal for riding. For shop testing only.

Description	Part No.
KPTW, Yamaha, Sea Doo	A3240
KPTW, Yamaha, Sea Doo DESS	A3250




IMPELLER SHAFT HOLDER TOOL FOR YAMAHA

Yamaha	Part No.
C. WR500, WJ650LX 16mm spline	DS#27
D. 650/701/760/1100/1200 18mm spline	DS#32
E. GP1200R 20mm spline	DS#56



IMPELLER HOLDER TOOL

Kawasaki	Part No.
F. 440/550-89 16mm spline	DS#24
G. 650/750/900/1100 18mm spline	DS#23



CABLE LUBBER

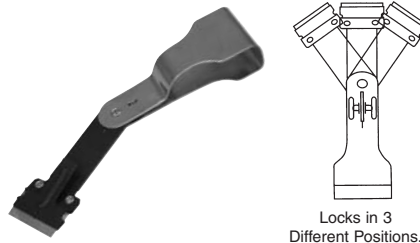
Installs quickly and helps free up corroded or tight cables. Note; Damaged cable should be replaced.

Description	Part No.
Cable Lubber	59-0250



RATIO CUP & LID

Description	Part No.
Ratio Cup	59-0548
Lid	59-0582



FOLD-UP SCRAPER

The fold-up scraper features three arm positions and a slanted blade for proper scraping. Great for removing decals, etc.

Description	Part No.
Fold-up Scraper	LS52400



HYDRO-TURF OIL EXTRACTOR

The unit uses a small vacuum system, which pumps fluid through a hose to the 6-liter reservoir. It also includes a pour spout to aid in emptying the reservoir. Pump is removable for easy storage.

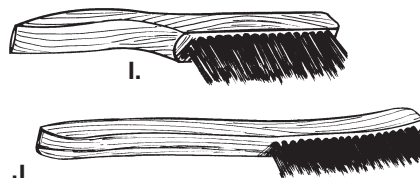
Description	Part No.
Hydro-Turf Oil Extractor	OIL01



DRIVE COUPLER TOOLS

Use to remove drive coupler from crankshaft and sub-shaft.


Description	Part No.
650/701	DS#60-3
760/800/110/1200	DS#61-5



SCRATCH BRUSH

Removes rust, scale, paint, and solder from metal surfaces.

Description	Part No.
I. Shoe Handle Scratch Brush	LS14180
J. Scratch Brush	LS14160

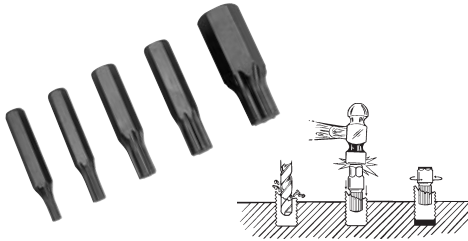


PARTS CLEANING BRUSH

Description	Part No.
Parts Cleaning Brush	LS14000

FUEL SYSTEMS	ENGINE/GASKETS	EXHAUST	DRIVE LINE HANDLING	ELECTRICAL	WATERLINE /BILGE	STEERING & CONTROLS	BODY	ACCESSORIES	SERVICE TOOLS /HARDWARE	CHEMICAL	FREESTYLE & BOOSXR	FOUR STROKE
--------------	----------------	---------	---------------------	------------	------------------	---------------------	------	-------------	-------------------------	----------	--------------------	-------------

FUEL SYSTEMS
ENGINE/GASKETS
EXHAUST
DRIVE LINE HANDLING
ELECTRICAL
WATERLINE /BILGE
STEERING & CONTROLS
BODY
ACCESSORIES
SERVICE TOOLS /HARDWARE
CHEMICAL
FREESTYLE & 800SKR
FOUR STROKE



SUPER OUT SET

A super strong extractor set made of a special hardened, shock-resistant tool steel. Works on both left and right hand threads. Super Outs cut their way straight into bolts, eliminating wedging or further tightening of frozen bolts and screws. Five extractor sizes extract 1/4" to 1/2" and larger bolts and screws.

Description	Part No.
Super Out Extractor Set	62900



STUD INSTALLATION TOOLS

Will Install cylinder and intake manifold studs. Hex head is 3/4" or 19mm.

Description	Part No.
6mm x 1.00 Stud Tool	59-0212
8mm x 1.25 Stud Tool	59-0213
10mm x 1.25 Stud Tool	59-0214



IMPACT DRIVER SET

For easy removal of Mikuni Valve body screws without damage.

Description	Part No.
Impact Driver Set	59-0605



TORX® SOCKET SET FOR SEA DOO

Special Star Sockets for Sea Doo 4-Tec & DI engine bolts are made from heat-treated vanadium steel and black oxide coated for durability. Sockets are kept in a convenient vinyl holder.

- Four 3/8" Drive Sockets (T10, T12, T14, T16)
- Three 1/4" Drive Sockets (T6, T7, T8)


Description	Part No.
Torx Socket Set	LS26750



T-HANDLE RATCHET

Features a compact design that allows it to be used even in tight spaces.

Description	Part No.
1/4" T-Handle Ratchet	08-0231
3/8" T-Handle Ratchet	08-0226



BALL END ALLEN SET

Made of chrome-vanadium tool steel. Size available 1.5, 2, 2.5, 3, 4, 5, 6, 8, & 10mm. Ball end allows for better access to allen-head bolts (up to 25 degree working angle.)

Description	Part No.
Ball End Allen Set	08-0185



T-HANDLE ALLEN WRENCH

Description	Part No.
5mm – 6" long T-Handle	59-0307
5mm – 9" long T-Handle	59-0309
8mm – 9" long T-Handle	59-0311



DOC ALLEN'S VERSATOOL

- Lightweight
- Compact
- Multi-Function
- Stainless Steel
- Use in Tight Places

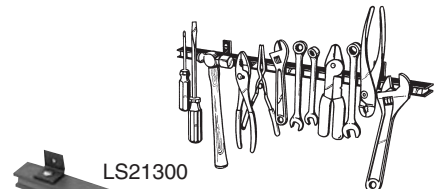
Description	Part No.
Compact Tool Set	VERSATOOL



MAGNETIC SOCKET HOLDERS

Standard and deep sockets fit on one convenient holder with powerful magnets, securely holding on to any steel surface. Red color only.

Description	Part No.
1/4" Holder with 26 compartments	LS40120
3/8" Holder with 28 compartments	LS40200



LS21300

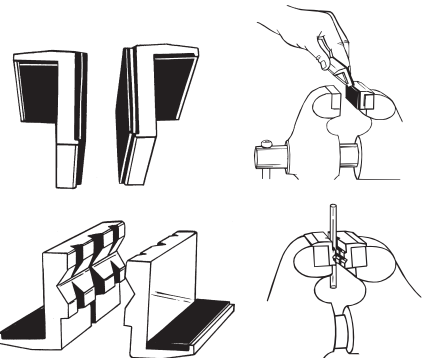


LS21400

MAGNETIC TOOL HOLDERS

Powerful magnet holds even heavy hand tools. Ideal for both home and shop.

Description	Part No.
13" long Magnetic Tool Holder	LS21300
24" long Magnetic Tool Holder	LS21400



RUBBER-FACED & ALUMINUM VISE JAW PADS

These vise jaw pads are designed to protect delicate parts from damage. Sold in pairs.

Description	Part No.
A. Rubber-faced Vise Jaw Pads	LS48100
B. Aluminum Vise Jaw Pads	LS48000



DUC-1000

DUC-1001

DUC-1002

“THE ORIGINAL” DUCKY

DUCKY WATER SPOT REMOVER — DUC-1000

DUCKY, the first product ever developed specifically for the removal of hard water stains. Ducky Water Spot Remover is non-abrasive, environmentally friendly and easy to use. Simply spray on and wipe off. Use on fiberglass, glass, painted surfaces, chrome, etc.

DUCKY ALL PURPOSE CLEANER — DUC-1001

Use Ducky All Purpose for cleaning: boat hulls, exhaust deposits, upholstery, carpet, other synthetics, chrome, mirrors and windows. Trigger spray activates rich, deep-cleaning foam that penetrates, lifts and suspends grease and grime.

DUCKY PWC DETAILER — DUC-1002

Ducky Detailer creates a molecular bond with the surface of your finish, providing ultimate protection from harmful U.V. rays and soil accumulation. Ultra violet brightener will enhance colors while leaving a smooth-to-the-touch, wet-look finish.

Description	Part No.
Water Spot Remover 32oz. (946ml.)	DUC-1000
All Purpose Cleaner 32oz. (946ml.)	DUC-1001
PWC Detailer 24oz. (709ml.)	DUC-1002



2006 WORLD FINALS • LAKE HAVASU, AZ
PHOTO COURTESY OF JIN OMURA

SALT TERMINATOR™



SALT TERMINATOR™

Marine Engine Flush & Corrosion Protectant

SALT TERMINATOR™ dissolves salt and leaves a protective sheen, guarding against future salt corrosion. The SALT TERMINATOR™ Mixer automatically dilutes the concentrate and siphons it through a standard garden hose. Connect the hose to your engine's flushing unit and add extra years of service. Spray SALT TERMINATOR™ on all surfaces exposed to salt water or salt air. No scrubbing required!

Description	Part No.
10 oz. Ready-to-Use Spray	SX-10
Quart Concentrate	SX-32
Gallon Concentrate	SX-128
Mixer Only	SX-M



QUICK CRAFT

QuickCraft forms an insoluble coating that binds a layer of water around the hull. As a result, the drag between the hull and the surrounding water is reduced, and the boat slides through the water with less resistance. Results in increased speed and better fuel efficiency.

Description	Part No.
QuickCraft 16 oz.	QC16
QuickCraft 32 oz.	QC32

FUEL SYSTEMS
ENGINE/GASKETS
EXHAUST
DRIVE LINE HANDLING
ELECTRICAL
WATERLINE/BILGE
STEERING & CONTROLS
BODY
ACCESSORIES
SERVICE TOOLS/HARDWARE
CHEMICAL
FREESTYLE & BOOSXR
FOUR STROKE

ThreeBond



#1211AT100



#1207B100G

THREEBOND SILICON GASKET

#1211 (White) Silicon Liquid Gasket

High grade silicon liquid gasket used by many OEM's in aluminum case assembly. 1211 is tack free in 90 minutes and fully cured in 24 hours.

#1207D (Silver) Quick Dry Silicon Gasket

Crankcase sealer for large gaps, sheet metal, tough to seal areas, and vertical applications. 1207D is tack free in 5 minutes and fully cured in 24 hours.

Description	Part No.
Silicon Liquid Gasket (White)	1211AT100
Quick Dry Silicon Liquid Gasket (Silver)	1207B100G



THREEBOND PLASTIC REPAIR KIT

- Repairs cracked and broken plastic parts.
- Simple to use, no mixing required.
- Kit will repair at least four to five 6 inch breaks.
- High strength bonding

Description	Part No.
Plastic Repair Kit	1743APLRKT



CORROSION BLOCK MULTI-PURPOSE GREASE

This grease won't soften, breakdown or wash out in wet application. Liquid grease is ideal for use in electrical applications requiring grease.

Description	Part No.
Corrosion Block Liquid 1oz. Bottle	CB-20001
Corrosion Block Grease 1oz. Tube	CB-25002
Corrosion Block Grease 16oz. Tub	CB-25026



THREEBOND THREAD LOCK

(Green Label) High Strength Thread Lock #1303

For various threads, screws, bolts and piping joints which must remain secure.

(Red Label) Medium Strength Bearing & Stud Thread Lock #1333B

Retain high-strength properties for bearings and studs. Apply heat to soften for easier removal.

(Red Label) Medium Strength Hi-Temperature Thread Lock #1360

Incorporates anaerobic locking agents and a heat-resistant element for sealing engine and exhaust parts.

(Blue Label) Low Strength Frequent Repair Thread Lock #1342

Perfect for small screws and bolts.

Description	10mm	50mm
High Strength Thread Lock	1303AT000	1303A50C
Medium Strength Bearing & Stud	1333BT001	1333B50C
Medium Strength Hi-Temperature	1360AT003	1360A50C
Low Strength Frequent Repair	1342AT002	1342A50C



1742BT020



1521A150GM

THREEBOND SUPERGLUE & ADHESIVE

#1742 Super Glue — Glue attains practical use strength in a matter of seconds.

#1521 Synthetic Rubber Adhesive — A multi-purpose rubber-based adhesive. Bonds rubber, plastic, vinyl, leather. Recommended for stand-up PWC mats.

Description	Part No.
Super Glue	1742BT020
Synthetic Rubber Adhesive	1521A150GM



1oz. Bottle



16 oz. Tub



1 oz. Tube

SUPERJET 96+ FREESTYLE



2005 WORLD FINALS
LAKE HAVASU, AZ

PHOTOS COURTESY OF
JIN OMURA



RIVA YAMAHA RACING CARBURETOR WITH POWER BOMB FUEL ATOMIZER

Description	Part No.
48mm Flange Mount	RY1200R-48-IF



Boyesen/Full Spectrum Extrem Velocity Manifold System



RIVA

Reed cage kit is not included.



Yamaha	Part No.
701(62T)W/Rdr/760	IM001
Rad Reed Valve	RAD-131R
(See page 25 for details)	



Center to center 120 mm

Yamaha	Part No.
701(62T) W/Rdr/760 With Billet Carb. Plate for OEM Reed	222-76000
701(62T) W/Rdr/760 With Billet Carb. Plate for Moto Tassinari Reed	226-76100
Mounting Plate Gasket	12-0010

Yamaha	Part No.
701/760 (62T/64X)	RY126M



JETWORKS LINKAGE

Description	Part No.
120 mm center to center	LK-2



MIKUNI PUMP BLOCK OFF

Description	Part No.
Pump Block Off	53-3330



MIKUNI HIGH VOLUME FUEL PUMP

16 gallons/61 Liters per hour

Description	Part No.
Fuel Pump	53-3328
Fuel Pump	53-3328RP
Repair Kit	



NEW V-FORCE DELTA 2

Yamaha	Delta 2	Repl. Pedal.
All Twin	V2W140-2	2P127-1



Description	Part No.
Round Filter 2" Silver	53-4272-SIL
Round Filter 2" Black	53-4272-BLK
Round Filter 2" Blue	53-4272-BLU
Round Filter 2" Green	53-4272-GRN
Round Filter 2" Red	53-4272-RED
Water Repellent Pre-Filter	WR125-2DT



BLOWSION FUEL FILLER FOR YAMAHA SUPERJET AND POLARIS OCTANE

Description	Part No.
Billet Dual Pick Up	YAAMAL 140
Billet Single Pick Up	YAAMAL 141



24-7 BILLET INTERNAL FUEL FILLER FOR YAMAHA SUPERJET

Description	Part No.
Dual Fuel Filler	DF-001
Single Fuel Filler	SF-001

FUEL SYSTEMS
ENGINE/GASKETS
EXHAUST
DRIVE LINE HANDLING
ELECTRICAL
WATERLINE/BILGE
STEERING & CONTROLS
BODY
ACCESSORIES
SERVICE TOOLS/HARDWARE
CHEMICAL
FREESTYLE & 800SXR
FOUR STROKE

SUPERJET 96+ FREESTYLE

FUEL SYSTEMS
ENGINE/GASKETS
EXHAUST
DRIVE LINE HANDLING
ELECTRICAL
WATERLINE /BILGE
STEERING & CONTROLS
BODY
ACCESSORIES
SERVICE TOOLS /HARDWARE
CHEMICAL
FREESTYLE & 800SX
FOUR STROKE



Yamaha
701/760



ADA YAMAHA 701/760 BILLET HEAD

Yamaha	Part No.
Y701/760 Girdle Billet Head Shell**	YA701M
** Girdle Kit is not included in Head Kit	
Girdle Kit (6 pcs.) for Girdle Head **	YA701G6
Y701/760 Non-Girdle Billet Head Shell	YA701L
701-81mm 33cc (200Lbs/105 Octane)	YA2133L
701-81mm 35cc (185Lbs/92 Octane) *	YA2135L
* 35cc Dome for 100 Octane with Dry Pipe	
701-81mm 37cc (170Lbs/92 Octane)	YA2137L
760-84mm 33cc (215Lbs/110 Octane)	YA7633L
760-84mm 31cc (230Lbs/115 Octane)	YA7631L
760-84mm 35cc (200Lbs/105 Octane)	YA7635L
760-84mm 38cc (180Lbs/98 Octane)	YA7638L
760-84mm 40cc (165Lbs/91 Octane)	YA7640L
Flat Top Dome - 4° w/.015" Relief@86mm	30cc YAK8630L15
Flat Top Dome - 4° w/.015" Relief@86mm	28cc YAK8628L15
Flat Top Dome - 4° w/.015" Relief@86mm	26cc YAK8626L15
Flat Top Dome - 4° w/.015" Relief@86mm	24cc YAK8624L15
Flat Top Dome - 4° w/.015" Relief@86mm	22cc YAK8622L15
Dome for Flat Top Kawasaki Piston @ 82mm	24cc KD1224
Exhaust Pipe Mount Bracket	YEXBRKT-2M
O-Ring Kit	ORKIT-YA701M

***All ADA Domes are sold individually



ENGINE KEEPERS JOE KENNEY DESIGN

Description	Part No.
Engine Keepers Super Jet 96+	YASJAC146

KAWASAKI PISTON FOR SJ FLAT TOP

JS-750SX, SS, ST, XiR	1992-95
Supersport Xi	1993-95

SJ Flat Top Piston

85.0mm for SJ 771CC
85.5mm for SJ 780CC
Piston Skirt must be modified to match sleeve

WISECO						Wrist Pin	Wrist Pin Bearing	Big End Bearings
Piston Kit	Bore Size mm	Over Size	CC	Ring Set	Circlip			
813M08500	85.00	5.00	840	3347KD	CW20	S650	50-3302	01317
813M08550	85.50	5.50	849	3367D		(20mm)		

R&D SUPERJET DOMINATOR BASE GASKET

R&D Superjet Dominator Base Gasket	Part No.
.020"	070-00020
.040"	070-00040
.060"	070-00060

CONNECTING RODS FOR SUPERJET

Brand	Part No.
Pro-X	50-3490
IMS Pro Series	427304
Hot Rod	HR 8169

701 SUPERJET 96-99, WAVE BLASTER 96

* Denotes when the gasket is included in the Top End Gasket Set.

	OEM No.	Part No.
Top Kit		2550
Complete Kit		2555
Head 82mm	62T-11181	2215*
Base	6M611351	2220*
Reed (2 required)	62T-13566	2830*
Carb Manifold	62T13556	2820*
Carb Base (2 required)	-	5460
Exhaust Green	61X-14613	2330*
Oil Pump	6R8-13116	2340
Arrestor (2 required)	62T-13674	2825
Flywheel Cover	6M6-81365	2360
Head Pipe	6R7-17455	2370
Outer Cover	6R741114	2380
Damper	6R7-14749	2390
Exhaust Pipe	6M6-14739	2400



HOT RODS NEW COMPLETE CRANKSHAFT ASSEMBLIES

Description	Part No.
650/701/760 All	HR4003



CRANKSHAFT OIL SEAL KIT

Description	Part No.
650/701/760/1100/1200	51-0054



CRANKSHAFT WEBS

Description	Part No.
650/701/760/1100/1200	HR201

SUPERJET 96+ FREESTYLE



FACTORY PIPE GENUINE REPLACEMENT PARTS

Type	Coupler	Clamp
701 SuperJet	COMHOS0100 (4")	COMCLP0050
Limited 96-UP	COMHOS0135	-----
701 Super Jet Mod	COMHOS0100 (4")	COMCLP0050



PROGRAMMABLE PULSE WIDTH MODULATED WATER INJECTION

Description	Part No.
Programmable Pulse Width Modulated Water Injection Complete Kit	42590
Hand Held Programmer / Monitor	7550



FUEL TANK BRACKET FOR SJ96+

Yamaha	Part No.
Yamaha Fuel Tank Bracket	115849

Skat-Trak
Performance Products USA

144 SWIRL

PITCH	PART NUMBER
12/17	SY44SW1217
13/17	SY44SW1317
13/18	SY44SW1318
14/19	SY44SW1419
15/19	SY44SW1519
15/20	SY44SW1520
16/21	SY44SW1621



DUAL EXHAUST KIT

Description	Part No.
Yamaha SuperJet 96+	YASJAC145



MICRO TOUCH SINGLE OUTPUT WATER CONTROLLER FOR 2-CYLINDER WATERCRAFT

Description	Part No.
Regular Single Output Water Controller	MT-16x2-27



WATER SOLENOIDS

Water fittings not included.

Description	Part No.
Poded Sealed Solenoids (Waterproof)	PSOL-10

SOLAS
Where speed begins

YB CONCORD

PITCH	PART NUMBER
13/17	YB-CD-1317
14/18	YB-CD-1418

YB SUPER CAMBER

PITCH	PART NUMBER
14.5/18	YB-SC-I
14.7/18.5	YB-SC-J
15/19	YB-SC-K



YAMAHA EXHAUST SPLITTER AND SIDE EXHAUST OUTLET

Description	Part No.
A. Yamaha Exhaust Splitter only	AWACC149
B. Yamaha Side Exhaust outlet	AWACC150



SOLENOID

Description	Part No.
Solenoid	4340



BILLET EXHAUST NOZZLE FOR YAMAHA SJ96+

Yamaha	Part No.
Clear	YAAMAL350CL
Blue	YAAMAL350BL
Red	YAAMAL350RD
Black	YAAMAL350BK



IMPROS CUSTOM SOLAS SET BACK IMPELLERS

Race Class	Description	Part No.
Stock/Ltd.	13/15 Solas Concord-3mm	YBCD1315SB
Modified	13/16 Solas Concord-3mm	YBCD1316SB

FUEL SYSTEMS
ENGINE/GASKETS
EXHAUST
DRIVE LINE HANDLING
ELECTRICAL
WATERLINE /BILGE
STEERING & CONTROLS
BODY
ACCESSORIES
SERVICE TOOLS /HARDWARE
CHEMICAL
FREESTYLE & 800SXR
FOUR STROKE


SUPERJET 96+ FREESTYLE

FUEL SYSTEMS
ENGINE/GASKETS
EXHAUST
DRIVE LINE HANDLING
ELECTRICAL
WATERLINE /BILGE
STEERING & CONTROLS
BODY
ACCESSORIES
SERVICE TOOLS /HARDWARE
CHEMICAL
FREESTYLE & 800SX
FOUR STROKE



BILLET DRIVE COUPLER SET

Yamaha Part No.
All Yamaha 54-1129
(except 63M/66E/66V)
"Kawasaki Dampener Type"
R&D Yamaha 612-70300
Coupler "Kawasaki Dampener Type"



YAMAHA SJ DRIVE COUPLER COVER

Description Part No.
SJ Drive Coupler Cover YAAMAL332



TBM RACING YAMAHA SUPER PUMP CONE

Yamaha Part No.
Super Pump Cone TBM120-YAM



WET WOLF FREESTYLE CONE

Yamaha Part No.
Super Jet FSYAM



AQUAVEIN INTAKE GRATES PRO SERIES RIDE PLATES

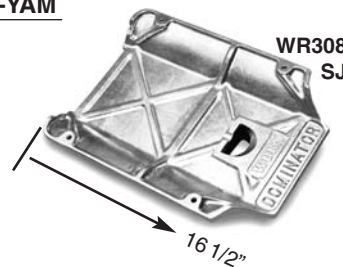
Yamaha Part No.
Super Jet Aquavein 112-70102
Super Jet 96+ Ride Plate 122-70101
Super Jet 96+ Ruis Ride Plate 122-70102



WR201
Yamaha 701

WORX RACING MAXILOADER

Yamaha Part No.
701 Super Jet, W/Blaster I/II WR201
701 Super Jet Pro Series WR205



WORX DOMINATOR "D" CUT-OUT RIDE PLATES

Yamaha Length Part No.
Super Jet Dominator, Long 18 1/2" WR305
Super Jet Free Style, Short 16 1/2" WR308



R&D PRO2 PUMP SHOE FOR SJ

Yamaha Part No.
Super Jet 96+, R&D Pro 2 112-70104
Pump Shoe
Jet Dynamics Superjet 96+,
OEM Replacement Aluminum
Pump Ring JD #36



TUBBIE SPONSONS

Description Part No.
A. Tubbie 1 AWC0212
-Rec-Surf-Freeride-Freestyle
B. Tubbie 2-Race Model Only AWC0213



YAMAHA 650/701 ENHANCER

Description Part No.
Yamaha 650/701 4253



MULTI-CHANNEL RACING IGNITION SYSTEMS

Kit Part No.	Description	Ignition	Trigger Unit	Trigger(s) Plates	Coil (w/Bracket)	Wire Set	Flywheel/Magnet Wheels
42380	Yam 650/701/760 Total Loss	42351	4311	(2) 4316	(2) 42921	31009	43032



NEW MES AQUA TORQUE STARTERS AND STARTER DRIVES

Yamaha	OEM#	High Torque Starte	OEM Replacement Starter	Drive Gear Idle Gear
650/701/760 (All)	6M6-81800-10-00	S1095MHT	S1095M	3270M

S1095MHT
S1095M

3270M
(19 tooth)

SUPERJET 96+ FREESTYLE



J315 Inside J315 Outside

JETINETICS CHARGING FLYWHEEL

Description	Part No.
Yamaha 701 (62T/64X)	J315



WATERPROOF SWITCHES AND BRACKETS

Yamaha	Part No.
All	57-3017



3-WAY PANEL MOUNT ROTARY SWITCHES

Description	Part No.
Panel Mount Switch	57-3020



ONE WAY VALVE

Description	Part No.
Superjet, Kawasaki 750, OCTANE	AWCO161
Pro Finish Kit	AWCO163



RULE BILGE PUMP

Description	Hose	Height	Part No.
500 GPH	3/4"	3-1/2" (89mm)	25D
800 GPH	3/4"	3-3/4" (96mm)	20R



DUAL BILGE PUMP MOUNTING BRACKET

Description	Part No.
Superjet 96+	YA96AL441



BILGE PUMP BRACKET

Yamaha	Part No.
WaveBlaster/701	57-3029
Super Jet 95+	



SCUPPER VALVE ASSEMBLY

Description	Part No.
Scupper Valve Assembly	SV-001



RICH ROY PRODUCTS ADJUSTABLE HANDLEPOLE

Description	Part No.
Yamaha 96+	HP-YAM



Yamaha SJ 96+	Part No.
1 Hole Low	BR-YAM-L-1H



Yamaha SJ 96+	Part No.
2 Holes Low	BR-YAM-L-2H



UMI RACING BILLET ALUMINUM HANDLE POLE FOR SUPER JET AND OCTANE

Yamaha Super Jet 96+, Polaris Octane	Part No.
Standard Handle Pole Black	YA-09010-BLK
Standard Handle Pole Bare Aluminum	YA-09011-CLR
-2" Handle Pole Black	YA-09012-BLK
-2" Handle Pole Bare Aluminum	YA-09013-CLR



AC RACING ALUMINUM HANDLE POLE

Yamaha	Polish	White
Super Jet 701 96+	58-6019P	58-6019W
Super Jet 701 96+ -2"	58-6019P-2	58-6019W-2



CARBON FIBER CHIN PAD

Description	Part No.
Carbon Fiber Chin Pad	CP-001
Carbon Fiber Chipped with Diamond X-Groove	CP-001-DIA



CARBON CHIN PAD

Description	Part No.
Black/Green	YA96C0122BLKGRN
Black/Black	YA96C0122BLKBLK


FUEL SYSTEMS
ENGINE/GASKETS
EXHAUST
DRIVE LINE HANDLING
ELECTRICAL
WATERLINE /BILGE
STEERING & CONTROLS
BODY
ACCESSORIES
SERVICE TOOLS /HARDWARE
CHEMICAL
FREESTYLE & 800SXR
FOUR STROKE

SUPERJET 96+ FREESTYLE




HANDLE POLE SPRING

Yamaha Part No.
Super Jet 96+ YAMAL050



HOT PRODUCTS CAST HANDLE POLE PIVOT MOUNT

Description Part No.
SJ96+ 58-5922



U.M.I. BILLET YAMAHA HANDLE POLE BRACKET

Description Part No.
SJ 96+ Standard YA-09000



UMI BLOWSION

HANDLE POLE EXTENSION LIMITING ROPE

Description Part No.
UMI Limiting Rope Kit YA-09100
(picture shown)
Blowsion Limiting Rope Kit AWAC127



UMI SEALED BEARING STEERING SYSTEM

Description Part No.
Mounting System JS-04103



TBM SEALED BEARING STEERING SYSTEM

Description Part No.
Kaw/Yam/Pol Sealed Bearing TBM126
Steering System



BLOWSION -1" SJ TURN PLATE

Yamaha Superjet 96+ Part No.
-1" SX-R Turn Plate YAAMAL191



TBM YAMAHA SHORTENED TURN PLATE

Yamaha Super Jet 96+ Part No.
Shortened Turn Plate TBM102-YAM



UMI TURN PLATE

Description Part No.
Yamaha Super Jet Turn Plate YA-04104-CLR



UMI FREE STYLE HANDLE BARS

Models	Surface	Pad Size	
Yamaha/Kawasaki 0 Degrees	Polish	Small	YA-01105POL
Yamaha/Kawasaki 0 Degrees	Black	Small	YA-01105BKA
Yamaha/Kawasaki 4 Degrees	Polish	Small	YA-01106POL
Yamaha/Kawasaki 4 Degrees	Black	Small	YA-01106BKA



SATO ENGINEERING FLIP NOZZLE KIT

Description Part No.
Super Jet Flip Nozzle Kit SE-013020-R
Super Jet 0-5 Deg Adjustable Up Nozzle SE-013103

SUPERJET 96+ FREESTYLE

HYDRO-TURF SPECIAL MATS FOR YAMAHA



HT751F

HT751FD

HT751BF


*All special mats only available in black.

Yamaha	Part No.
Super Jet (96-07) Mats for use with Wamilton Footholds	HT751F
Super Jet (96-07) Mats for use with Blowsion "Digger" Footholds	HT751FD
Super Jet (96-07) Mats for use with Blowsion "Kicker" Footholds	HT751BF
Bumber Rail Mats for (all stand up models) brands	TS50
Wamilton "Ricter" Foothold	FHWAM



BILLET HOOD LATCH

Description	Part No.
Hood Latch Clear	YAAMAL501CL
Hood Latch Green	YAAMAL501GN
Hood Latch Red	YAAMAL501RD



BLOWSION FOOTWELLS KLOWNERS

Description	Part No.
Klowners Footwell	AWC0127



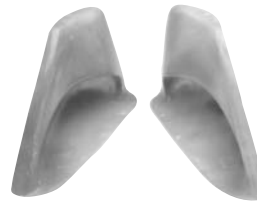
AWC0124



AWC0123

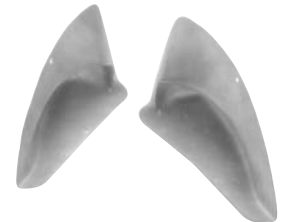
BLOWSION DIGGER AND REC MODEL FOOTWELLS

Description	Part No.
Dawson Diggers	AWC0124
Recreational Lifters	AWC0123



24-7 2002 BINDING SYSTEM

Description	Part No.
2002 Binding System	BS-001



24-7 UNIVERSAL BINDING SYSTEM

Description	Part No.
Universal Binding System	UBS-002



BLOWSION LOW PRO BILLET GAS CAPS

Yamaha	Part No.
Clear	04-03-100
Red	04-03-103
Black	04-03-101
Blue	04-03-102



SJ96+ HAND HOLD KIT STD MOUNT

Description	Part No.
Standard Hand Hold Kit	YA96C0182



HAND HOLD KIT "Q" HOLD MOUNT

Description	Part No.
"Q" Hand Hold Kit	AWC0187



HOOD STRAP KIT

Description	Part No.
Hood Strap Kit	AWAC125BLK

FUEL SYSTEMS
ENGINE/GASKETS
EXHAUST
DRIVE LINE HANDLING
ELECTRICAL
WATERLINE /BILGE
STEERING & CONTROLS
BODY
ACCESSORIES
SERVICE TOOLS /HARDWARE
CHEMICAL
FREESTYLE & 800SXR
FOUR STROKE

KAWASAKI 800 SX-R CLOSED COURSE

FUEL SYSTEMS
ENGINE/GASKETS
EXHAUST
DRIVE LINE HANDLING
ELECTRICAL
WATERLINE /BILGE
STEERING & CONTROLS
BODY
ACCESSORIES
SERVICE TOOLS /HARDWARE
CHEMICAL
FREESTYLE & 800SXR
FOUR STROKE



Center to center 120 mm

Kawasaki	Part No.
800SXR	231-75146
With Billet Carb. Plate for OEM Reed	
800SXR	231-75148
With Billet Carb. Plate for MOTO TASSANARI reed	
Mounting Plate Gasket	12-0010



JETWORKS LINKAGE

Description	Part No.
120 mm center to center	LK-2



JSU ANGLED REED SPACER

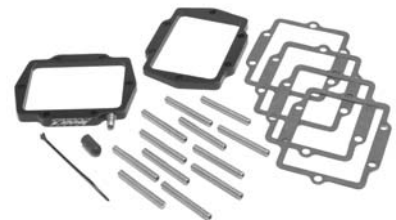
Kawasaki	Part No.
Angled Reed Spacer	JSU 800-RSK



*Hardware not included.

R&D REED SPACER

Kawasaki	Part No.
750/800 Spacer	251-75010
750/800 Spacer Angled	251-80000
Reed Gasket	7050
6x50mm Stainless	62-3050
Steel Studs (Sold Each)	



TBM ANGLED REED SPACER

Kawasaki	Part No.
K750/800SXR	TBM106
Angled Reed Spacer	



NEW V-FORCE DELTA 2

Kawasaki	Delta 2	Replacement Pedal
All Twins	V2W150-2	2P127-1



R&D REED VALVE STUFFERS

Kawasaki	Part No.
750/800SXR OEM Manifold	271-75001
750/800SXR R&D Manifold	271-75000



ALUMINUM AIR FILTER ADAPTER

Mikuni	Part No.
OEM 40mm "I" Series (48mm Bore)	53-4465
Sea Doo HX/XP, K750 SXI 96-02, K800SXR 03-06	




R&D PRO-LOCK POWER PLENUM

Kawasaki	Part No.
800SXR Stock Carb (I Series Adapters Included)	200-00800
800SXR Aftermarket Carb	200-00120
120mm center to center (Adapter not included)	



Description	Part No.
Round Filter 2" Silver	53-4272-SIL
Round Filter 2" Black	53-4272-BLK
Round Filter 2" Blue	53-4272-BLU
Round Filter 2" Green	53-4272-GRN
Round Filter 2" Red	53-4272-RED
Water Repellent Pre-Filter	WR125-2DT



BLOWSION RACING FUEL PICKUP FOR KAWASAKI SX/SXI/SXI-PRO/SXR

Description	Part No.
Billet Dual Pick Up	KASXAL144

KAWASAKI 800 SX-R CLOSED COURSE



R&D CAST HEAD

Kawasaki	Part No.
750/800 24cc	411-75024
750/800 25cc	411-75025
750/800 26cc	411-75026
750/800 27cc	411-75027
750 O-Ring Set of 2	080-75000
800 SXR 28cc	411-80028
800 SXR 29cc	411-80029
800 O-Ring Set of 2	080-80000
750/800 Girdle Hardware Kit	411-75000

*Girdle kit is optional



800SXR WISECO PISTON

Piston Kit	Bore Size mm	Over Size mm	CC	Ring Set
Kawasaki Factory Race Part				
810M08250	82.50	2.50	791	3228KB
810M08296	82.96	2.96	800	8300KB

OEM Replacement				
	Bore Size mm	Over Size mm	CC	Ring Set
837M08200	82.00	STD	782	3228KD
837M08250	82.50	0.50	791	3248KD
837M08296	82.96	2.96	800	3268KD

KAWASAKI 800 SXR GASKETS

* Denotes when the gasket is included in the Top End Gasket Set.

Description	OEM No.	Part No.
800 Top Kit		7300
800 Complete Kit	SXR	7310
Head Stainless Steel .010	11004-3720	7005*
Base SXR	11060-3711	7040*
Reed SXR (2 Req'd)	11060-3717	7050*
Reed SXR (2 Req'd)	11060-3757	7430*
40mm Carb SXR (4 Req'd)	11060-3761	7067*
Exhaust SXR (2 Req'd)	11060-3759	7075*
Headpipe SXR	11060-3712	7080
Upper Muffler SXR	11060-3713	7090
Muffler SXR	11060-3714	7140

Head without Girdle
TBM107



TBM RACING KAWASAKI 800 SXR BILLET HEAD

Description	Part No.
SX-R Head Kit with Girdle	TBM107-G
SX-R Head Kit without Girdle	TBM107
Repl O-Rings for Head Kit	TBM107-O
Dome 19cc SS 225 psi+	TBM019
Dome 22cc SS 220 psi+	TBM022
Dome 24cc Lmt'd SS 215 psi+	TBM024
Dome 26cc Lmt'd SS 210 psi+	TBM026
Dome 27cc Lmt'd SS 195 psi+	TBM027

* Domes Sold Individually

TBM LIMITED SPEC DOME

Description	Part No.
Lmt'd Spec Dome 22cc (+.050")	TBM022-L
Lmt'd Spec Dome 24cc (+.050")	TBM024-L
Lmt'd Spec Dome 26cc (+.050")	TBM026-L
Lmt'd Spec Dome 27cc (+.050")	TBM027-L
.060" (1.5mm) Base Gasket	7040F

* Domes Sold Individually



800SXR PRO-X PISTON

	STD	.010	.020	.030	.040
Std. Bore	STD	.25mm	.50mm	.75mm	1mm
82.00	4510	4511	4512	4513	4514



ADA KAWASAKI 800SXR BILLET GIRDLE HEAD

This head uses the stock head bolts and is completely sealed by O-rings, no head gasket required. Dual water outlets for additional cooling. This head will work with Factory Pipe's 800 dry pipe.

Kawasaki	Part No.
A800SXR/750 Girdle Head Shell**	KA800M
ADA 800SXR Girdle Kit	KA800G
ADA 800SXR Dome 22cc (225 lbs.-114 Octane)	KA8022
ADA 800SXR Dome 24cc (216 lbs.-110 Octane)	KA8024
ADA 800SXR Dome 26cc (208 lbs.-105 Octane)	KA8026
ADA 800SXR Dome 28cc (200 lbs.-98 Octane)	KA8028
ADA 800SXR Dome 30cc (190 lbs.-95 Octane)	KA8030
ADA 800SXR Dome 32cc (180 lbs.-91 Octane)	KA8032
ADA 800SXR Cable Bracket to use with stock carburetors	KA800BRK-CARB
ADA 800SXR O-Ring Kit	ORKIT750

***All ADA Domes are sold individually



HIGH PERFORMANCE BASE GASKETS

Kawasaki	Thickness	Part No.
800 SXR	20,000th Metal	B0075020C
800 SXR	0.030 - 0.75mm*	7040C
800 SXR	0.040 - 1.00mm*	7040D
800 SXR	0.050 - 1.25mm*	7040E
800 SXR	0.060 - 1.50mm*	7040F

*Fiber gasket with a metal core

FUEL SYSTEMS
ENGINE/GASKETS
EXHAUST
DRIVE LINE HANDLING
ELECTRICAL
WATERLINE /BILGE
STEERING & CONTROLS
BODY
ACCESSORIES
SERVICE TOOLS /HARDWARE
CHEMICAL
FREESTYLE & 800SXR
FOUR STROKE

KAWASAKI 800 SX-R CLOSED COURSE

FUEL SYSTEMS
ENGINE/GASKETS
EXHAUST
DRIVE LINE HANDLING
ELECTRICAL
WATERLINE /BILGE
STEERING & CONTROLS
BODY
ACCESSORIES
SERVICE TOOLS /HARDWARE
CHEMICAL
FREESTYLE & 800SXR
FOUR STROKE



KAWASAKI DRIVE SHAFT REBUILD KIT

Kawasaki	Part No.
800SXR Drive Shaft Rebuild Kit	54-8000



CONNECTING RODS

Kawasaki 800 SXR	Part No.
Hot Rod	HR8131
ProX	50-3281
IMS Pro Series	423111



HOT RODS NEW COMPLETE CRANKSHAFT ASSEMBLIES

Kawasaki	Part No.
750 96-02, 800 SXR 03-07	HR4061

FACTORY PIPE COUPLER, CLAMP, AND MOUNT

Type	Coupler	Clamp	Mount
800SXR DRY PIPE	COMHOS0701 (3.75")		COMMNT0052
	COMHOS0094 (2.5")		
800SXR WET PIPE	COMHOS0100 (4")	COMCLP0050	

FACTORY PIPE O-RING

Type	O-Ring Number	O-Ring Description	QTY
800SXR DRY PIPE	COMGAS0330	341 BUNA O-RING (L)	1
	COMGAS0340	344 BUNA O-RING (S)	1



R&D KAWASAKI 800 SXR EXHAUST POWER SLEEVE

Kawasaki	Part No.
800 SXR Exhaust Power Sleeve	331-80000



BILLET EXHAUST NOZZLE FOR 800SXR

Kawasaki	Part No.
Clear	KAALWK537CL
Green	KAALWK537GN
Red	KAALWK537RD
Black	KAALWK537BK



TBM BILLET EXHAUST FLANGE FOR 800SXR

Kawasaki	Part No.
Black	TBM110
Polished	TBM110P



SUPER PUMP CONE "PRO" KAWASAKI 750/800

Kawasaki	Part No.
Super Pump Cone	TBM120




KAWASAKI 800 SXR IMPROS CUSTOM SOLAS SET BACK IMPELLERS

Race Class	Description	Part No.
Freestyle	13/19 Solas Dynafly - 5mm	KPDF1319SB
Stock	13/21 Solas Dynafly - 5mm	KPDF1321SB
Limited	13/23 Solas Dynafly - 5mm	KPDF1323SB
Modified	14/24 Solas Dynafly - 5mm	KPDF1424SB



KAWASAKI 800 SX-R CLOSED COURSE




SKAT TRAK IMPELLERS FOR 800 SXR

Description	Part No.
Stock	SK4075SW1318
Limited	SK4075SW1419
Modified	SK4075SW1520



SOLAS DYNAPLY IMPELLER

Description	Part No.
Stock	KP-DF-13/22
Limited	KP-DF-14/23
Modified	KP-DF-15/24



BILLET DRIVE COUPLER SET

Kawasaki	Part No.
A. 750SS 94-97, XI 93-97, ZXI 95-97, SXI 95-97, 800SXR	KA800DCS
B. 800SX Light Weight	TBM103



R&D AQUAVEIN KAWASAKI 800SXR STEALTH

Kawasaki	Part No.
800SXR STEALTH Series	111-80001




WORX MAXILOADER

Kawasaki	Part No.
800SXR 03-06	WR222
800SXR 03-06 Dominator	WR225



TBM RACING SUPER SCOOP™

Kawasaki	Part No.
800 SXR Super Scoop	TBM100



121-80000 121-80001

KAWASAKI 800SXR RIDE PLATES

Kawasaki	Part No.
800SXR Limited Ride Plate	121-80000
800SXR Pro Series Ride Plate	121-80001



WORX DOMINATOR RIDE PLATE

Kawasaki	Part No.
800SXR 03-06	WR310
800SXR 03-06 Double Concave	WR311



TBM RACING "SIGNATURE SERIES" SX-R RIDE PLATE

Kawasaki	Part No.
Black	TBM123
Silver	TBM123-S



R&D PUMP PLUG KIT

Kawasaki	Part No.
750/800 Stand-up	161-80000



SATO ENGINEERING DROP NOZZLE KIT FOR 800SXR

Kawasaki	Part No.
Drop Nozzle Kit 800SXR	SE-013014
Cable Only (141" Long)	SE-013014-CABLE
Ring Only*	SE-013014-SIZE

FUEL SYSTEMS	EXHAUST	DRIVE LINE HANDLING	ELECTRICAL	WATERLINE /BILGE	STEERING & CONTROLS	BODY	ACCESSORIES /SERVICE TOOLS /HARDWARE	CHEMICAL	FREESTYLE & 800SXR	FOUR STROKE
--------------	---------	---------------------	------------	------------------	---------------------	------	--------------------------------------	----------	--------------------	-------------

KAWASAKI 800 SX-R CLOSED COURSE



SKAT TRAK DROP NOZZLE KIT

Kawasaki 800 SXR	Part No.
Drop Nozzle Kit 80/83	PRNKAW800SXR80
Drop Nozzle Kit 81/84	PRNKAW800SXR81
Drop Nozzle Kit 82/85	PRNKAW800SXR82
Drop Nozzle Kit 83/86	PRNKAW800SXR83
Trim Cable only	PRSTKAWSXRT



BILLET QUICK DRAIN FOR KAWASAKI

Kawasaki	Part No.
1200 STX-R, 800 SX-R	57-4065



TUBBIE SPONSONS

Description	Part No.
A. Tubbie 1 – Rec-Surf-Freeride-Freestyle	AWC0212
B. Tubbie 2 – Race Model Only	AWC0213
Tubbie 3 – Race Hybrid	AWC0214



TBM 800 SXR REAR SPONSONS

Kawasaki 800 SXR	Part No.
	TBM101



R&D G-FORCE SPONSONS

Kawasaki 800SXR Rear Sponsons	Part No.
	121-00800



SXR BOW EYE COMPOSITE FRONT COVER

Description	Part No.
SXR Bow Eye Composite Front Cover	KASRC0840



SX-R BILLET HOOD LATCHES

Description	Part No.
Billet Hood Latches	TBM109



OEM SXR HOOD AIR INTAKE BLOCK-OFF KIT

Description	Part No.
Intake Block-Off	03-04-001



JETINETICS CHARGING FLYWHEEL

Description	Part No.
Kawasaki 750/800	J305



NEW PROGRAMMABLE IGNITION FOR 800 SX-R 800

Description	Part No.
Kawasaki 800 SXR Programmable Ignition	IGNI800SXR



R&D KAWASAKI 750 & SX-R 800 TIMING ADVANCE KIT

Description	Part No.
R&D 750/800 Timing Advance Kit	441-75001
Replacement Timing Cover Gasket Only	8050

KAWASAKI 800 SX-R CLOSED COURSE




R&D SPRING TENSIONER KAWASAKI 800SXR

Kawasaki 800SXR	Part No. 521-80000
---------------------------	------------------------------



JSU SPRING TENSIONER KAWASAKI 800SXR

Kawasaki 800SXR	Part No. JSU-800STB
---------------------------	-------------------------------



TBM RACING TENSIONER KAWASAKI 800SXR

Kawasaki A. 800SXR Short B. 800SXR Tall	Part No. TBM104-S TBM104-T
--	---



UMI FREE STYLE HANDLE BARS

Models	Surface	Pad Size	Part No.
Yamaha/Kawasaki 0 Degrees	Polish	Small	YA-01105POL
Yamaha/Kawasaki 0 Degrees	Black	Small	YA-01105BKA
Yamaha/Kawasaki 4 Degrees	Polish	Small	YA-01106POL
Yamaha/Kawasaki 4 Degrees	Black	Small	YA-01106BKA



EXTENDED HANDLE BARS

Models	Surface	Part No.
Yamaha/ Kawasaki 0 Degrees	Polished	YA-01100POL
Yamaha/ Kawasaki 4 Degrees	Polished	YA-01104POL
Yamaha/ Kawasaki 7 Degrees	Polished	YA-01101POL



SXR BILLET HOOD BUMPER

Description	Part No.
Hood Bumper Clear	KAALWK542CL
Hood Bumper Green	KAALWK542GN
Hood Bumper Red	KAALWK542RD



HANDLE POLE BUSHINGS

Description	Part No.
Bushing for OEM Kawasaki 750/800 Handle Pole	58-5998



HANDLE POLE SPRING

Description	Part No.
800SXR	KA800AC



800SXR RAPID RATIO STEERING PLATE AND SUBSHAFT

Description	Part No.
H. R&D Rapid Ratio Steering Plate	521-80010
I. R&D Steering Subshaft	521-80020



TBM RACING KAWASAKI OEM REPLACEMENT TURN PLATE

Description	Part No.
Kawasaki OEM Replacement Turnplate	TBM102-OE
Turn Plate Stud	TBM102-S

FUEL SYSTEMS
ENGINE/GASKETS
EXHAUST
DRIVE LINE HANDLING
ELECTRICAL
WATERLINE /BILGE
STEERING & CONTROLS
BODY
ACCESSORIES
SERVICE TOOLS
CHEMICAL
FREESTYLE & 800SXR
FOUR STROKE

KAWASAKI 800 SX-R CLOSED COURSE



UMI RACING BILLET ALUMINUM HANDLE POLE

Description	Part No.
Standard Black	YA-09010-BLK
Standard Clear	YA-09011-CLR
-2" Black	YA-09012-BLK
-2" Clear	YA-09013-CLR

**For Kawasaki 800SXR Handle Pole Conversion, please see Steps 1-2-3 on pages 124 and 125. (RRP Handle Poles include the items in Step 1)*



RICH ROY PRODUCTS ADJUSTABLE HANDLEPOLE

Description	Part No.
Kawasaki	HD-KAW



AC RACING ALUMINUM HANDLE POLE

Yamaha	Polish	White
750SX/800SXR	58-6015P	58-6015W
750SX/800SXR -2"	58-6015P-2	58-6015W-2



TBM KAWASAKI BILLET GAS CAPS

Kawasaki	Part No.
Clear	TBM105-C
Black	TBM105-B
Green	TBM105-G



HOOD BAFFLE INSERT FOR FACTORY PIPE SXR

Description	Part No.
Hood Insert	KASRCO0608



BLOWSION BILLET GAS CAPS


Kawasaki	Part No.
Clear	KASRAC175CL
Green	KASRAC175GN
Red	KASRAC175RD
Black	KASRAC175BK



TBM SPLASH GUARD


FOR STAND-UP MODEL PWC

Description	Part No.
Splash Guard	TBM128



SXR SIDE RAIL MOLDINGS

Description	Part No.
Standup Kit Setup 98" per side	JSU-800-BUMPER



SX-R TBM RACE BUMPERS

Description	Part No.
Bumpers 800SXR	TBM117



RIVA 800 SX-R RAIL MOLDING KITS

Description	Part No.
SX-R	RK5-RMK-080



KAWASAKI 800 SX-R CLOSED COURSE

800 SXR



Green/White

800 SXR



Flame-Red

800 SXR



Flame-Green

Kawasaki Part No.
Super Chin Pad **KA800SXRCP-SUPER**

Kawasaki Part No.
Super Chin Pad **KA800SXRCP-FL-RD**

Kawasaki Part No.
Super Chin Pad **KA800SXRCP-FL-GN**

800 SXR



New Design Rail Cap

800 SXR



Side Mat for New Rail Cap

800 SXR



Kick Tail

Kawasaki Part No.
New Rail Cap **KA800SXRRCNW**

* Must use with KA800SXRRMRC

Kawasaki Part No.
Side Mat **KA800SXRRMRC**

* This Side Mat is specially designed for wrapping onto New Rail Cap.

Kawasaki Part No.
Kick Tail **KA800KICK**



COVERCRAFT COVER

Description Part No.
800 SXR **XW865BL**



AP DESIGNS 800 SXR MAT

Kawasaki Part No.
Side Mat **KA800SXSM**
Side Mat with Lifter 10" **KA800SXSM-LFT10**
Side Mat with Lifter 15" **KA800SXSM-LFT15**
Bottom Mat **KA800SXRBM**



KICK01

KICK02



HT68K

KICK TAIL

Add a kick tail to your watercraft 1" or 2" wedge. If installed under the traction mats, some models of watercraft may require an extended mat.

Description Part No.
Kick Tail 5.5" x 17" x 1" Tall **KICK01**
KAW800SXR Mat with Kick Tail **HT68K-BLK**
Kick Tail 5.5" x 17" x 2" Tall **KICK02**



HT67F

HT68BF

HT68RC

*All special mats only available in black.

HYDRO-TURF SPECIAL MATS FOR KAWASAKI

Kawasaki Part No.
750SXI Mats for use with "Digger" Footholds **HT67F**
800 SXR Mats for use with "Kicker" Footholds and Blowsion Rail Caps **HT68BF**
800 SXR Mats with 1" kick tail for use with Blowsion Rail Caps **HT68RC**
Blowsion Dawson "Digger" Footholds **AWCO124**
Blowsion "Kicker" Footholds **AWCO125**
Blowsion Composite Rail Caps **KASRUP402**

FUEL SYSTEMS
ENGINE/GASKETS
EXHAUST
DRIVE LINE HANDLING
ELECTRICAL
WATERLINE/BILGE
STEERING & CONTROLS
BODY
ACCESSORIES SERVICE TOOLS/HARDWARE
CHEMICAL
FREESTYLE & 800SXR
FOUR STROKE

SEA DOO FOUR STROKE PRODUCTS

RIVA PERFORMANCE PARTS KIT AND RPM KITS



RXP STAGE I KIT

Kit Part # RS-RPM-RXP-1
Stock 67-68 mph
RPM Kit 72 mph @ 8,100 RPM

Description	Quantity	Part No.
RIVA RXP Power Filter Kit	1	RS13050-06
RIVA RXP Pump Wedge	1	RS23050
RIVA RXP Top Loader Intake Grate	1	RS22050
Solas Concord Impeller	1	SRX-CD-14/19R

RXP STAGE II KIT

Kit Part # RS-RPM-RXP-2
Stock 67-68 mph
RPM Kit 75 mph @ 8,100 RPM

Description	Quantity	Part No.
RIVA RXP Power Filter Kit	1	RS13050-06
RIVA RXP Supercharger Impeller	1	RS1750-001A
RIVA RXP Power Cooler Kit	1	RS1750-PC
RIVA RXP Rear Exhaust Kit	1	RS15050-1
RIVA RXP Top Loader Intake Grate	1	RS22050
Solas Concord Impeller	1	SRX-CD-15/20R
RIVA RXP Pump Wedge (2-degree)	1	RS23050
RIVA RXP Pro-Series Sponson Kit	1	RS26050
RIVA O.P.A.S. Performance Block-off Kit	1	RS29050-1

RXP STAGE III KIT

Kit Part # RS-RPM-RXP-3
Stock 67-68 mph
RPM Kit 80+ mph @ 8,400 RPM

Description	Quantity	Part No.
RIVA RXP Power Filter Kit	1	RS13050-06
RIVA RXP Pro-Series Supercharger Housing & Impeller	1	RS1750-2M011
RIVA RXP Power Cooler Kit with Pro-Series Blow-off Valve	1	RS1750-PC-001
RIVA RXP Pro-Series Fuel Injector Kit	1	RS12050-I-KIT
RIVA RXP Rear Exhaust Kit	1	RS15050-1
RIVA Pro-Series ECU* *2004-05 = A · 2006 = B · 2007 = C	1	RS11850-01-YEAR*
RIVA RXP Thermostat Kit	1	RS1015
RIVA RXP Valve Spring Retainer Kit	1	RS19050-VTU
RIVA RXP Heavy Duty Supercharger Clutch Washers	1	RS1750-HDW-946
RIVA RXP Top Loader Intake Grate	1	RS22050
RIVA/Skat-Trak Swirl Impeller with Billet Nose Cone	1	SP-IMP-159-15-19R
RIVA RXP Pump Wedge (2-degree)	1	RS23050
RIVA RXP VTS Extension Rod	1	RS23050-ER
RIVA RXP Pro-Series Reduction Nozzle	1	RS23050-N
RIVA RXP Pro-Series Sponson Kit	1	RS26050
RIVA O.P.A.S. Performance Block-off Kit	1	RS29950

RXT STAGE I KIT - RXT/05-06 GTX SC-LTD

Kit Part # RS-RPM-RXT-1
Stock 64-65 mph
RPM Kit 68-69 mph @ 8,100 RPM

Description	Quantity	Part No.
RIVA RXT Power Filter Kit	1	RS13050-06
RIVA RXT Pump Wedge	1	RS23050
RIVA RXT Top Loader Intake Grate	1	RS22055
Solas Concord Impeller	1	SRX-CD-14/17R
RIVA O.P.A.S. Competition Kit	1	RS29055

RXT STAGE II KIT - RXT/05-06 GTX SC-LTD

Kit Part # RS-RPM-RXT-2
Stock 64-65 mph
RPM Kit 71-72 mph @ 8,100 RPM

Description	Quantity	Part No.
RIVA RXT Power Filter Kit	1	RS13050-06
RIVA RXT Supercharger Impeller	1	RS1750-001A
RIVA RXT Power Cooler Kit	1	RS1750-PC
RIVA RXT Rear Exhaust Kit	1	RS15050-1
RIVA RXT Top Loader Intake Grate	1	RS22055
Solas Concord Impeller	1	SRX-CD-13/19R
RIVA RXT Pump Wedge (2-degree)	1	RS23050
RIVA RXT Pro-Series Sponson Kit	1	RS26050
RIVA O.P.A.S. Performance Block-off Kit	1	RS29050-1

RXT STAGE III KIT - RXT/05-06 GTX SC-LTD

Kit Part # RS-RPM-RXT-3
Stock 64-65 mph
RPM Kit 74-75 mph @ 8,400 RPM

Description	Quantity	Part No.
RIVA RXT Power Filter Kit	1	RS13050-06
RIVA RXT Pro-Series Supercharger Housing & Impeller	1	RS1750-2M011
RIVA RXT Power Cooler Kit with Pro-Series Blow-off Valve	1	RS1750-PC-001
RIVA RXT Pro-Series Fuel Injector Kit	1	RS12050-I-KIT
RIVA RXT Rear Exhaust Kit	1	RS15050-1
RIVA Pro-Series ECU* *2004-05 = A · 2006 = B · 2007 = C	1	RS11850-01-YEAR*
RIVA RXT Thermostat Kit	1	RS1015
RIVA RXT Valve Spring Retainer Kit	1	RS19050-VTU
RIVA RXT Heavy Duty Supercharger Clutch Washers	1	RS1750-HDW-946
RIVA RXT Top Loader Intake Grate	1	RS22050
RIVA/Skat-Trak Swirl Impeller with Billet Nose Cone	1	SP-IMP-159-15-18R
RIVA RXT Pro-Series Reduction Nozzle	1	RS23051-N
RIVA RXT Pro-Series Sponson Kit	1	RS26050
RIVA O.P.A.S. Performance Block-off Kit	1	RS29950-1

*When ordering the Riva Pro-Series ECU you must specify the year of the Sea Doo RXP or RXT.

SEA DOO FOUR STROKE PRODUCTS




R&D RXP POWER PLENUM FILTER KIT

Description	Part No.
RXP (215 HP)	203-00215



R&D RXT/GTX-SC POWER PLENUM FILTER KIT

Description	Part No.
RXT (185/215 HP)	203-95003
GTX-SC (185/215 HP)	
GTX 4-TEC NA (115 HP)	203-95002



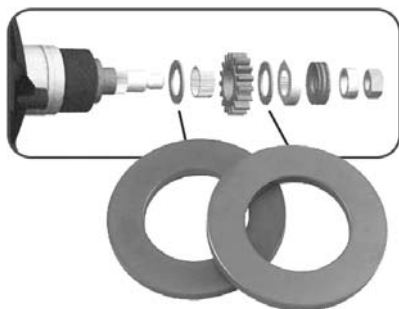
RIVA RXP/RXT/GTX-SC POWER FILTER KIT

Sea Doo	Part No.
Power Filter Kit, Performance, SD RXP/RXT (04-07) GTX-SC	RS13050-06
Power Filter Kit, Performance, SD (03) GTX-SC only	RS13050-03
Power filter only, for RS 13050-03/06	RS13050-2




RIVA RXP PRO-SERIES POWER FILTER KIT

Sea Doo	Part No.
Power Filter Kit, Pro-Series, SD RXP	RS13056
Pre-Filter Assembly only, For RS13056	RS13056-PF



Riva	Part No.
Washers, Heavy-duty Clutch '04-05 RXP/RXT/GTX Supercharger	RS1750-HDW-945
Washers, Heavy-duty Clutch '06 RXP/RXT/GTX Supercharger	RS1750-HDW-946

R&D	Part No.
Sea Doo RXP 215 h.p. / RXT and GTX SC	613-95001
Sea Doo 185 h.p.	613-95002



RIVA RXP/RXT CATCH CAN OIL BREATHER SYSTEM

Sea Doo	Part No.
Breather, Catch Can Kit, SD RXP RXT GTX 4-TEC	RS19050-BCC



Power Cooler Kit with Performance Blow-off Valve



Power Cooler Kit with Pro-Series Blow-off Valve



Block off for OF Intercooler

RS1750-PC-TK



Power Cooler Mounting Bracket

RS1750-PC-UK

RIVA SD POWER COOLER

Description	Part No.
Power Cooler, w/Performance Blow-off Valve SD RXP/RXT/'05-06 GTX-SC Ltd.	RS1750-PC
Power Cooler, w/Pro-Series Blow-off Valve SD RXP/RXT/'05-07 GTX-SC Ltd.	RS1750-PC-001
Upgrade kit, Pro-Series Aluminum Tube Set (for RS1750-PC) Includes Performance Blow-off Valve	RS1750-PC-UK
Upgrade Kit, Pro-Series Aluminum Tube Set (for RS1750-PC)	RS1750-PC-TK
Exhaust Kit, Rear, SD RXP/RXT/'04-07 GTX-SC	RS15050-1

FUEL SYSTEMS
ENGINE/GASKETS
EXHAUST
DRIVE LINE HANDLING
ELECTRICAL
WATERLINE /BILGE
STEERING & CONTROLS
BODY
ACCESSORIES
SERVICE TOOLS /HARDWARE
CHEMICAL
FREESTYLE & BOOSXR
FOUR STROKE

SEA DOO FOUR STROKE PRODUCTS



RIVA PRO-SERIES SD SUPERCHARGER HOUSING AND IMPELLER

Description	Part No.
Supercharger Housing & Impeller SD RXP/RXT/05-07 GTX-SC Ltd.	RS1750-2M011

RIVA/VORTECH RXP/RXT/GTX-SC SUPERCHARGER IMPELLER

Description	Part No.
Supercharger Impeller, all SD RXP/RXT/GTX-SC Nut, Supercharger Impeller, RIVA	RS1750-001A RS1750-001A-N




RIVA SD SUPERCHARGER BLOW-OFF VALVE KIT

Sea Doo	Part No.
Blow-off Valve Kit, SD Supercharger, RXP/RXT/GTX-S	RS1750-BV



RIVA SEA DOO VALVE TRAIN UPGRADE KIT

Sea Doo	Part No.
Upgrade Kit, Valve Train, SD RXP/RXT/GTX	RS19050-VTU
Tool, Valve Compression, SD 4-TEC	RS19050-VCT



RIVA RXP/RXT/GTX THERMOSTAT KIT

Sea Doo	Part No.
Thermostat Kit, SD RXP/RXT/GTX	RS1015



R&D SEA DOO RXP CRANKCASE BREATHER KIT

Sea Doo	Part No.
Sea Doo RXP Crankcase Breather Kit	203-00216



SUPERCHARGER SLEEVE FOR SEA DOO RXP / RXT / GTX SC

Sea Doo	Part No.
Supercharger Sleeve 3.5" diameter	613-95035
Supercharger Sleeve 4" diameter	613-95040



RIVA RXP / RXT REAR EXHAUST KIT

Sea Doo	Part No.
RXP/RXT Rear Exhaust Kit	RS15050

SEA DOO FOUR STROKE PRODUCTS



SKAT TRAK IMPELLER

Description	Part. No.
RXP*	SS598328SW1021
GTX/4Tec S/C*	SS558323SW1621
GTX/4Tec N/A*	SS558323SW1520
RXT*	SS598328SW1021
RXP (3 blade)	SS5959832831318
RXP (3 blade)	SS5959832831419

*4 Blade impeller



SOLAS IMPELLERS

Description	Part. No.
RXP Stock	SRX-CD-1419
RXT Stock	SRX-CD-1318
GTX-SC Stock	SR-CD-1220
GTX-SC Ltd	SR-CD-1220



IMPELLER HOLDER TOOL

Sea Doo	Part. No.
K. GTX 4Tec Super Charged	DS#70
L. RXP	DS#71



RIVA TOP-LOADER INTAKE GRATES

Description	Part. No.
RXP	RS22050
RXT/GTX-SC	RS22055



R&D AQUAVEINS

Description	Part. No.
02-04 GTX 4-Tec All Models, 02-03 GTX951 DI RXT	113-95000
RXP 215	113-95001
RXP 215 Pro Aquavein & Girdle Kit	113-95002



WR221



WR223



WR226

WORK MAXILOADER

Description	Part. No.
GTX 4Tec 02-05, GTX Super-charged 03-04, RXT	WR221
RXP 04-06	WR223
GTI SE 06	WR226



RIVA RXP/RXT SS REPLACEMENT WEAR RING

Replaces original plastic unit with easy press in installation. Durable stainless steel resists debris damage and saltwater corrosion

Sea Doo	Part No.
Replacement Wear Ring	RS33-159-SRX



REPLACEMENT PUMP WEAR RINGS FOR SEA DOO

Sea Doo	Part No.
1998 Up including 4-Tech (Non-Supercharged)	003-501
4-Tech Supercharged 03-04	003-502



RIVA RXP/RXT/GTX-SC BILLET PUMP WEDGE

Description	Part. No.
Billet Pump Wedge	RS23050



R&D 2.5 DEGREE WEDGE KIT

Description	Part. No.
GTX 4-Tec NC 03-05,	143-95002
GTX 4-Tec SC 02-03	
RXP	143-95003



SEA DOO GTX 4-TEC R&D PUMP CONE SPACER AND ANTI-CAVITATION CONE

Description	Part. No.
GTX/RXT/RXP	163-95001
185/215 HP(04-07) Cone	
GTX 4-Tec/RXT	163-95200
Spacer .200 (02-05)	
GTX 4-Tec/RXT	163-95350
Spacer .350 (02-05)	



SEA DOO RXP AUTO TRIM KIT

Description	Part. No.
RXD	163-21502
RXT	163-95003
RXP Pro/Steering Nozzle	163-21500

FUEL SYSTEMS
ENGINE/GASKETS
EXHAUST
DRIVE LINE HANDLING
ELECTRICAL
WATERLINE /BILGE
STEERING & CONTROLS
BODY
ACCESSORIES
SERVICE TOOLS /HARDWARE
CHEMICAL
FREESTYLE & BOOSXR
FOUR STROKE

SEA DOO FOUR STROKE PRODUCTS

FUEL SYSTEMS
ENGINE/GASKETS
EXHAUST
DRIVE LINE HANDLING
ELECTRICAL
WATERLINE /BILGE
STEERING & CONTROLS
BODY
ACCESSORIES
SERVICE TOOLS /HARDWARE
CHEMICAL
FREESTYLE & 800SXR
FOUR STROKE



RIVA RXP/RXT/GTX-SC THROTTLE CONVERSION KIT

Description	Part. No.
Stock Grip	RS2455
Aftermarket Grip	RS2455-1



HOT PRODUCTS HANDLEBAR COVER CAP

Description	Part. No.
Handlebar Cover	FB-001-SD



UMI TOP STOP BILLET STEERING SEA DOO GTX 4-TEC, RXP

Description	Part. No.
Top Stop Billet Steering	58-6321
Racing Handlebar	SD-01401POL



UMI TRIM/SWITCH HOUSING FOR SEA DOO GTX 4-TEC, RXP

Description	Part. No.
Silver	SD-01600-CLR



RIVA RXP HIGH FLOW HOOD KIT

Description	Part. No.
RIVA Hood Kit	RS5-0050



RIVA RXP/RXT/GTX PRO-SERIES SPONSON KIT

Description	Part. No.
RIVA Sponson Kit	RS26050



WORK SPONSONS SEA DOO GTX 4-TEC, RXP

Description	Part. No.
GTX 4-Tec 02-04, RXP 04	WR526
GTX 05, RXP 05, RXT 05	WR534



R&D SEA DOO GTX 4-TEC & RXP PRO SERIES SPONSON KIT

Description	Part. No.
RXP/RXT/ GTX 4-Tec 03-04	123-95100
RXP/RXT/ GTX 4-Tec 05-06	123-95101




RXP PRO-SERIES OPAS BLOCK-OFF KIT

Sea Doo	Part No.
RXP	RS29950



RXP/RXT/GTX-SC PERFORMANCE OPAS BLOCK-OFF KIT

Sea Doo	Part No.
RXP/RXT/GTX-SC	RS29050-1



RIVA RXT/GTX COMPETITION OPAS KIT

Sea Doo	Part No.
R&D GTX 4TEC O.P.A.S. Off shore Kit	123-95000
R&D GTX 4TEC/RXT O.P.A.S. Closed Course Kit	123-95001
RIVA RXT/GTX Competition O.P.A.S. Kit	RS-29055



R&D HYDRO FORCE STEERING NOZZLE


Sea Doo	Part No.
RXP (+15mm)	163-21500

SEA DOO FOUR STROKE PRODUCTS




POWERSHOT ADJUSTABLE FUEL TUNER

Sea Doo	Part No.
GTX / GTI 4-TEC N.A.	803-95000
GTX 4-TEC SC (185 HP)	803-95001
RXP / RXT / GTX 4-TEC (215 HP)	803-95002



OEM REPLACEMENT AFTERMARKET OIL FILTERS

Sea Doo	Part No.
A. All Sea Doo 4-stroke	006-560
B. All Sea Doo 4-stroke oil filter cap	006-562



SNAP CONNECT AND FLOW CONTROL

Description	Part No.
Snap Connect and Flow Control, Flush Kit	SC-2900



RXP

Black/Yellow/Silver
Black/Silver/Black

Sea Doo	Part No.
Ultra Grip Top RXP	USDRXP-BK/SL/BK
Sure Grip Top RXP	SSDRXP-BK/SL/BK
Ultra Grip Top RXP	USDRXP-BK/YW/SL
Sure Grip Top RXP	SSDRXP-BK/YW/SL



NGK SPARK PLUG

Description	Part No.
NGK Plug for Sea Doo GTX 4-Tec	DCPR-8E



HYDRO-TURF OIL EXTRACTOR

Description	Part No.
Hydro-Turf Oil Extractor	OIL01



HYDRO-TURF MATS

Description	Part No.
GTX DI (02) & 4-Tec (02), RXT 05, GTX (03-06)	HT88
RXP	HT89



4-TEC GTX RXT

Black/Silver/Rust
Black/Silver/Black

Sea Doo	Part No.
Ultra Grip Top RXT	USDGTX-BK/SL/BK
Sure Grip Top RXT	SSDGTX-BK/SL/BK
Ultra Grip Top RXT	USDGTX-BK/SL/RU
Sure Grip Top RXT	SSDGTX-BK/SL/RU



SEA DOO FOUR STROKE POWER SOURCE BATTERY

Description	Part No.
L-6 5/8"	WP30CL-B
W-5 3/16" H-7 3/16"	



S1102M

NEW MES AQUA TORQUE STARTERS

Description	Part No.
4 Tec (4 Stroke)	S1102M



SEA DOO COVERCRAFT COVER

Sea Doo	Part No.
GTX 4-Tec (02-05), GTX 4-Tec Ltd (03-05), GTX 4-Tec VTCE (03), GTX DI (02-05)	XW860BL
RXP (04-05)	XW868BL
RXT (05-06)	XW874BL



TORX® SOCKET SET FOR SEA DOO

Description	Part No.
Torx Socket Set	LS26750

FUEL SYSTEMS	ENGINE/GASKETS	EXHAUST	DRIVE LINE HANDLING	ELECTRICAL	WATERLINE /BILGE	STEERING & CONTROLS	BODY	ACCESSORIES /HARDWARE	CHEMICAL	FREESTYLE & BOOSXR	FOUR STROKE
--------------	----------------	---------	---------------------	------------	------------------	---------------------	------	-----------------------	----------	--------------------	-------------

FUEL SYSTEMS
ENGINE/GASKETS
EXHAUST
DRIVE LINE HANDLING
ELECTRICAL
WATERLINE /BILGE
STEERING & CONTROLS
BODY
SERVICE TOOLS ACCESSORIES /HARDWARE
CHEMICAL
FREESTYLE & 800SXR
FOUR STROKE



IMPROS CUSTOM MODIFIED SOLAS IMPELLERS

Impros is a qualified, full service impeller modification facility with more than 20 years in the PWC impeller business. Providing custom performance impellers to reputable engine builders, world class racers, and companies seeking to maximize the pump performance for their customers. Impros is recognized as the "Only" Factory Authorized Solas Service Center. Now available to you from Hot Products.

KAWASAKI 800 SXR IMPROS CUSTOM SOLAS SET BACK IMPELLERS

Hot Products Set Back impellers are custom pitched to maximize performance & engine rpm for specific applications. These Solas Dynafly impellers are machined -5mm to set them closer to the pump vanes, which maximizes pump hook up. The impellers fit right into stock SXR pump, with & without the TBM Super Pump Cone.

RACE CLASS	DESCRIPTION	PART NO
Freestyle	13/19 Solas Dynafly -5mm	KPDF1319SB
Stock	13/21 Solas Dynafly -5mm	KPDF1321SB
Limited	13/23 Solas Dynafly -5mm	KPDF1323SB
Modified	14/24 Dynafly -5mm	KPDF1424SB

YAMAHA SUPERJET FREESTYLE IMPROS CUSTOM SOLAS SET BACK IMPELLERS

Hot Products set back custom pitched impellers are modified to maximize bottom end acceleration & hook up for your SuperJet. These Solas Concord impellers are set back -3mm & pitched to give your SJ explosive bottom end response, so you can get the most air out of your ski! These impellers work with the stock pump, with & without the TBM Super Pump Cone.

RACE CLASS	DESCRIPTION	PART NO
Stock/Ltd.	13/15 Solas Concord -3mm	YBCD1315SB
Modified	13/16 Solas Concord -3mm	YBCD1316SB

IMPROS PRO-CONE

Improve pump efficiency and increase performance!

Made of durable 6061-T6 Billet aluminum, the PRO-CONE improves efficiency, performance and is quicker & easier to install than the rubber versions. The Yamaha Pro-Cone utilizes a stainless steel nyloc set screw, and comes with a free allen wrench for ease of installation. The new Kawasaki Pro-Cone is designed with an o-ring seal for the shaft splines and an o-ring that snaps it into the impeller so it stays in place. The new SuperJet Cone is a two-piece design made specifically for the smaller SuperJet/FX-1 shafts!

The durable new Pro-Cone is a must-have with the new high horsepower watercraft creating extreme pump pressures. Rubber impeller cones tear off creating an inefficient pump, and performance loss.



Description	Part No.
Solas Yamaha YF model impellers (GPR, XLL)	PC-YF
Solas Yamaha YB/YD models (GP1200, Raider, Blaster, GP 800)	PC-YB
Solas Yamaha YB Impellers (Made specifically for Superjet/FX-1)	PC-YBSJ
Solas Kawasaki KH, KG, KF & KE Impellers (Ultra 150, ZXi/STX 1100/900/750, SXi)	PC-KH



2006 WORLD FINALS
LAKE HAVASU, AZ

PHOTOS COURTESY OF
JIN OMURA



Hot Products is proud to announce that it has sponsored Norito Nakano for the 2007 season.



Norito Nakano - Japan
Age: 33
Lives: Osaka, Japan
Craft: Yamaha GP 1300 R (2006)
Sea Doo RXP (2007)



- 1996 JJSF A Class Ski Champion
- 2003 JJSF Pro 1200 Class 3rd
- 2004 JJSF Pro 1200 Class 5th
- 2005 JJSF Pro 1200 Class 4th
- 2005 IJSBA World Final Pro 1200 3rd
- 2006 JJSF Pro 1200 Class Champion
- 2006 IJSBA World Final Pro 1200 3rd



Norito Nakano's Current Sponsors:



HOT

PRODUCTS

2007



8830 REHCO ROAD #F
SALES: 858-453-4454

SAN DIEGO, CA 92121
FAX: 858-453-2046

WWW.HOTPRODUCTSUSA.COM