

Atlantis

ATLANTIS FLUSH KITS

FOUR STROKE
INTAKE SYSTEMS
ENGINE/GASKETS
EXHAUST
DRIVE LINE HANDLING
ELECTRICAL
WATERLINE /BILGE
STEERING & CONTROLS
BODY
ACCESSORIES
SERVICE TOOLS /HARDWARE
CHEMICAL



Sea Doo Part No. **A7001**
92-98 Fits All with Factory T Fitting



Sea Doo Part No. **A7003**
95-2010 Quick Snap, Fits All with Long Rear Factory Drain Pipe



Sea Doo Part No. **A7004**
95-2010 Short Version of Rear Drain Pipe Model & 97 Sportster/Challenger Jet Boat (Single Engine)



Sea Doo Part No. **A7006**
96-2010 All with Rear Factory Drain Pipe



Yamaha Part No. **A8588**
87-98 Long Yamaha All Non-Factory Installed Flush Kits (Except 760/800/1200)



Yamaha Part No. **A8589**
87-98 Long Yamaha All Non-Factory Installed Flush Kits (Except 760/800/1200) Quick Snap Type



Yamaha Part No. **A8582**
95-10 Factory Replacement GP760/1100/1200, Jet Boat & 4 Stroke



Kawasaki Part No. **A2628**
03-10 4-Stroke Easy Way to Flush Your New Kawasaki Jet Ski. Just Screw On the Fitting and Leave It. Attach a Quick Snap Fitting to a Garden Hose and You Are Ready to Flush.



Kawasaki Part No. **A2520**
89-91 Jet Ski, Ultra 150



Kawasaki Part No. **A2521**
92-06 Jet Ski Except ZXI/STX/Ultra 150



Kawasaki Part No. **A2522**
95-04 ZXI, STX, Ultra 130



Polaris Part No. **A6000**
90-04 (Except Direct Injection)



Polaris Part No. **A6001**
01-04 Direct Injection




Honda Part No. **A5201**
08-10 F-15X/15 GPScape



A. Male Quick Snap Adapter Only for replacement
B. Universal 3/8" Adapter

Universal Part No. **A2690**
A. Male Quick Snap Adapter Only for replacement
A2505
B. Universal 3/8"

BLOWSION



BLOWSION ENGINE FLUSH KITS

A must for salt water riders! All metal construction - easy to use - just push into aftermarket water bypass. No tools, clamps or extra hoses necessary. Back flushes entire cooling system instead of forcing salt and sand into cooling jackets. Use in conjunction with our salt terminator kit. Simple and effective.

Description	Part No.
A. Standard Flush Tool	06-04-001
B. SX-R Flush Tool-Triple	06-04-002

*Salt Terminator: See Chemical Section



FLUSH KIT ADAPTER

Flush Kit Adapter for adapting overseas special size hose to connect flush kit. This adapter is a direct to fit to the rear drain line on Sea Doo and Kawasaki 4 stroke watercraft.

Description	Part No.
Flush Kit Adapter	SC-2905

SNAP CONNECT AND FLOW CONTROL

This flush kit includes adapter SC-2905 listed to the left and also includes a quick disconnect that features a on/off water valve to make flushing the watercraft a simple and easy process.
*The adapter is a direct to fit to the rear drain line on Sea Doo and Kawasaki 4 stroke watercraft.

Description	Part No.
Snap Connect and Flow Control	SC-2900



PLASTIC GARDEN HOSE ADAPTER

Description	Part No.
Garden Hose Adapter Cap	64-0029

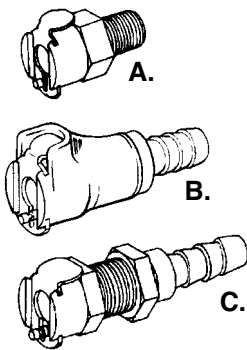


Barb Connector

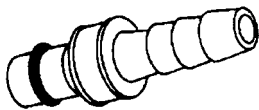
1/4" I.D. Hose-1/4" I.D. Hose	Part No.
3/8" I.D. Hose-3/8" I.D. Hose	64-0057
1/2" I.D. Hose-1/2" I.D. Hose	64-0058
	64-0059

QUICK CONNECT

The ultimate in waterline connections, the fittings are fool proof. These fittings are safe for high temperatures and high pressure.



Description	Part No.
Female Fitting	
A. 1/4" Pipe Thread	64-0100
B. 3/8" In Line	64-0103
C. 3/8" Panel Mount	64-0106



Description	Part No.
Male (Barbed) Fitting	
3/8" With shut off	64-0107
3/8" Without shut off	64-0109



Description	Part No.
A. 1/2" Female in line	64-0117
B. 1/2" Male in line	64-0115

BRASS FITTINGS



Straight Hose Barbed	Part No.
1/8" Thread 1/4" Hose	64-0001
1/8" Thread 3/8" Hose	64-0003
1/4" Thread 1/2" Hose	64-0005



90 Degree	Part No.
1/8" Pipe thread 3/8" Hose	64-0007
1/4" Pipe thread 1/2" Hose	64-0009
1/8" Pipe thread 1/4" Hose	64-0010



45 Degree	Part No.
1/8" Pipe thread 1/4" Hose	64-0065
1/8" Pipe thread 3/8" Hose	64-0066
1/4" Pipe thread 1/2" Hose	64-0067



T-Fitting	Part No.
Primer Fitting 1/8" x 1/8" x 1/8"	64-0015
Primer 1/4" x 1/4" x 1/8"	64-0017
Fuel Line 1/4" x 1/4" x 1/4"	64-0019



Garden Hose Adapter	Part No.
3/8"	64-0012



Brass Fitting	Part No.
1/8" Pipe threaded junction	64-0011
1/8" to 1/4" Adapter	64-0013
9mm Yamaha Flush Adapter	64-0004

PLASTIC FITTINGS




Plastic T Fitting	Part No.
3/8" x 3/8" x 3/8"	64-0025
1/2" x 1/2" x 1/2"	64-0027

Plastic Y Fitting	Part No.
3/8" x 3/8" x 3/8" (white)	64-0045
1/4" x 1/4" x 1/4" (white)	64-0046
1/4" x 1/4" x 1/4" (black)*	64-0047

*Reinforced with Crossbar


FOUR STROKE
INTAKE SYSTEMS
ENGINE/GASKETS
EXHAUST
DRIVE LINE HANDLING
ELECTRICAL
WATERLINE /BLIGE
& CONTROLS
BODY
ACCESSORIES
SERVICE TOOLS /HARDWARE
CHEMICAL



90 BYPASS FITTING

Water bypass fittings increase engine performance by diverting water from the cylinder head to the bypass fitting, rather than forcing all of the water thru the exhaust system, thus drying out the exhaust. These machined bypass fittings are angled at 90 degrees.

Description	Hose	Part No.
A. Silver	3/8"	56-2010
B. Black	3/8"	56-2012
C. Silver	1/2"	5085-POL
D. Black	1/2"	5085-BLK
E. Silver	1/2"	COMFTG0115



45° BYPASS FITTING

Water bypass fittings increase engine performance by diverting water from the cylinder head to the bypass fitting, rather than forcing all of the water thru the exhaust system, thus drying out the exhaust. These machined bypass fittings are angled at 45 degrees.

Description	Hose	Part No.
F. Silver	3/8"	56-2020
G. Black	3/8"	56-2028
H. Silver	1/2"	J5087
I. Black	1/2"	J5088
Black UMI	3/8"	JS-02001BKA



STAINLESS STEEL HOSE CLAMPS

These clamps are stainless to prevent rust and handle hose sizes from 1/4" to 11/16".

Description	Part No.	Description	Part No.
#5 Clamps (for waterline)	64-0030	3/8" Light Blue	56-8010



WATER LINE HOSE

Flex-Tech multi purpose hose is more flexible and bendable for those complicated water routing requirements. This waterline is highly recommended for Factory and TBM Dry Pipe installations. Waterline is sold per foot.



WATER LINE HOSE

Goodyear hose has been replacing rubber hose or metal tubing designs. Goodyear hose and tubing offers customers a number of benefits, including flexibility, durability, abrasion resistance, lighter weight materials, superior chemical resistance, high pressure capability, and extended product performance. Waterline is sold per foot.

Description	Part No.
3/8" Blue	56-8000
1/2" Blue	56-8004
3/8" Clear Vinyl*	56-8007

*Clear vinyl hose is not manufactured by Goodyear.

500 foot reel 3/8" blue hose available and 400 foot reel 1/2" blue hose available
Call for special pricing on reel purchases.

Fast, Easy, Strong and Secure Installation



SQUEEZE ON STAINLESS STEEL LOW PROFILE CLAMPS

Oetiker Stepless Ear Clamps, due to the reinforcing 'dimple' in the ear, hold against pressure and vibration or hose shrinkage due to temperature changes. A built-in spring action permits the clamp to "breathe" without loosening, the need to retighten is eliminated. Once installed, any tampering is easily visible, making this an excellent clamp for service or security applications.

Description	Clamp Size	Part No.
Pincer Tool	-	59-4015
Clamp for 1/4" Hose (10 pcs/pk)	9/16	59-4016
Clamp for 3/8" Water Line (10 pcs/pk)	11/16	59-4017
Clamp for 1/2" Water Line (10 pcs/pk)	13/16	59-4018

100 Clamp Packs	Clamp Size	Part No.
Clamp for 1/4" Hose (100 pcs/pk)	9/16	59-4016-100
Clamp for 3/8" Water Line (100 pcs/pk)	11/16	59-4017-100
Clamp for 1/2" Water Line (100 pcs/pk)	13/16	59-4018-100



PINCER TOOL

Description	Part No.
Pincer Tool	59-4015



WATER STRAINER

The **Water Strainer** is a must to trap all sand, shell, and vegetation particles.
No more clogged water lines!!
 Height=2" (51mm)
 Footprint= 2-1/2" (64mm) - Round

Description	Part No.
3/4" Water Line Strainer for Sea Doo 4-Stroke	56-9004
1/2" Water Line Strainer	56-9005
3/8" Water Line Strainer	56-9006
#20 Mesh Replacement	20420020
#40 Mesh Replacement	20420040

(#40 Mesh is finer than #20 Mesh)



JET WORKS QUICK DISCONNECT WATER RESTRICTOR

QD-38 comes with 4/3/2mm restrictor inserts used for controlling water flow through exit passes, stinger, head pipes, etc. QD-14 is for use with Mikuni Jets (not included), and allows quick change in small increments of water flow.

Description	Part No.
A. Quick Disconnect Wtr Restrictor 3/8"	QD-38
B. Quick Disconnect Wtr Restrictor 1/4"	QD-14



JET WORKS ADJUSTABLE WATER RESTRICTOR

Allows user to adjust flow on any 3/8" ID waterline. A great product for fine tuning engine/exhaust temperature for maximum power.

Description	Part No.
Adjustable Water Restrictor	JWR-01



LOW PROFILE WATER STRAINERS

Smaller water strainers. Ideal for using with water injection or tight space.
 Height: 2-3/8" (60mm)
 Footprint: 1-3/8" (35mm) - Round

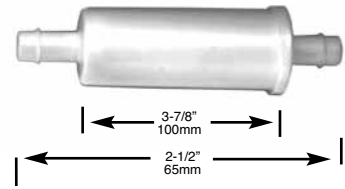
Description	Part No.
1/2" Water Line Strainer	56-9010
#40 Mesh Replacement	10485



JET WORKS FLOW CONTROL VALVE

The Flow Control Valve provides improved throttle response and much quicker starts by drying out your waterbox at low rpm and idle speeds. Tests have shown an average acceleration improvement of 10 feet over a non-equipped model in the first 50 feet. The Flow Control Valve allows unrestricted water flow to the Stinger for better top speed. Yet it controls the amount of water at low speeds for better response. It also allows for an easier tuning of the Carburetors. It does not interfere with normal engine or exhaust pipe cooling and is compatible with all electronic water injection systems. Race Legal for All Classes. Two Models are available. Both are adjustable. The Standard Flow Control Valve is preset at 3.5 p.s.i. and is adjusted by adding the supplied stainless steel shims to increase the spring tension. The Pro-Series is externally adjustable by turning the outer housing by hand. Pressure can be tested with pop off gauge. All PWC w/OEM or aftermarket exhaust systems (except Yamaha's w/OEM exhaust)

Description	Part No.
C. Standard Flow Control Valve 3/8"	52-3118
D. Pro Flow Control Valve 3/8"	52-3119
E. Pro Flow Control Valve 1/4"	52-3122



FOR FACTORY PIPE CHAMBER WATERLINE

Description	Part No.
Waterline Inline Filter	COMFTG0036



RIVA RACING ALUMINUM THRU HULL CONNECTORS

Riva Racing's aluminum thru hull fittings are anodized to prevent corrosion. Available in 3/8" and 1/2" waterline applications.

Description	Part No.
F. 3/8" Thru Hull Connector	RY1013-TH-3/8
G. 1/2" Thru Hull Connector	RY1013-TH-1/2



JETWORKS THRU HULL FITTING

Description	Part No.
3/8" Thru Hull Connector	TF38



GP1300R 1/2" X 1/2" BULKHEAD FITTINGS


The R&D Billet Aluminum Fitting allows for easy installation for extra cooling lines through the bulk head.

Description	Part No.
1/2" x 1/2" Bulkhead Fittings	660-00012

FOUR STROKE	INTAKE SYSTEMS	ENGINE/GASKETS	EXHAUST	DRIVE LINE HANDLING	ELECTRICAL	WATERLINE /BLIGE	STEERING & CONTROLS	BODY	ACCESSORIES	SERVICE TOOLS /HARDWARE	CHEMICAL
-------------	----------------	----------------	---------	---------------------	------------	------------------	---------------------	------	-------------	-------------------------	----------



RULE BILGE PUMP



A.

B.

Description	Hose	Height	Part No.
A. 500 GPH	3/4"	3-1/2" (89mm)	25D
B. 800 GPH	3/4"	3-3/4" (96mm)	20R

Description	Hose	Height	Part No.
1100 GPH	1-1/8"	4-1/4" (108mm)	27D



PWC AUTOMATIC 500 GPH PUMP

Automatically removes water from engine compartment. Cycles every 20 seconds to check for water. Equipped with gasoline resistant strainer base and 72" wire leads.

Description	Height	Part No.
500 GPH	4" (102mm)	25S-6WC



C.

D.

RULE STRAINER BASE & S/S DEBRIS STRAINER

Description	Part No.
C. Blue Plastic Strainer Base	57-4006
C. Gas Resistant Strainer Base	57-4007
D. Stainless Steel Debris Strainer	57-4025



F.

E.

PLASTIC HOSES AND FITTINGS

Description	Part No.
E. 3/4" Hose 12" Length	57-4008
F. 1-1/8" Hose 12" Length	57-4009



ATTWOOD SAHARA AUTOMATIC BILGE PUMP

ALL-IN-ONE-PUMP

- Fast, Easy Installation
- High-Efficiency Motor
- Dependable Internal Float Switch (contains no mercury)

Description	Hose	Height	Part No.
500 GPH	3/4"	4" (102mm)	4505-7
750 GPH	3/4"	4" (102mm)	4507-7
1100 GPH	1-1/8"	4" (102mm)	4511-7



I.

J.


G.

H.

STRAIGHT BILGE FITTING

Aluminum through hull outlet fittings.

Description	Color	Part No.
G. 3/4"	Silver	57-4012
H. 3/4"	Black	57-4015
I. 1-1/8"	Silver	57-4018
J. 1-1/8"	Black	57-4020




L.

K.

45 DEGREE BILGE FITTING

Description	Color	Part No.
K. 3/4"	Silver	57-4021
L. 3/4"	Black	57-4023

BILGE PUMP MOUNTING BRACKETS



Yamaha	Part No.
A. WaveBlaster/701 Super Jet 95+	57-3029

Kawasaki	Part No.
B. 440/550	57-3023
C. 650SX/X2, 550SX, 750SX, SXI	57-3024
D. 750SS/XI/ST/STS	57-3025



DUAL BILGE PUMP MOUNTING BRACKET

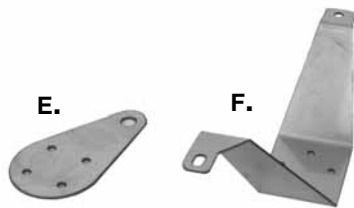


SX-R 800 RULE BILGE PUMP MOUNTING BRACKET

The R&D Bilge Pump Mount Bracket bolts securely to the hull developing a secure surface to hold the Bilge pump in place.

Description	Part No.
Kawasaki 800SX-R	06-01-101
Superjet 96+	06-01-153

Kawasaki	Part No.
800SX-R	660-80000



SE BILGE PUMP BRACKET

Sea Doo	Part No.
E. HX	SE-044013

Polaris	Part No.
F. Polaris -98	SE-044011



BILGE ELECTRICAL PARTS KIT

Kit contains waterproof fuse holder, 6amp fuse, ring terminal shrink tubing.

Description	Part No.
Bilge Electrical Parts Kit	57-3030



JAPANESE OEM STYLE CONNECTOR

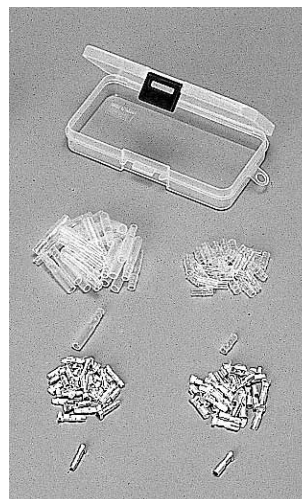
Description	Part No.
OEM Style Electric Connector Kit 5pcs/pk	55-2035
Dealer Kit 20pcs/pk	55-2037



ADHESIVE LINED HEAT SHRINK BUTT CONNECTORS

Best used where moisture and corrosion is a problem. After crimping these terminals to wire, heat is applied enabling the adhesive within each shrunk tube terminal to melt and flow evenly to seal the connection against the harshest environment.

Description	Wire Range	Part No.
10pcs/pk Pink	22-18 (0.3-0.8mm)	55-2040
100pcs/pk Pink	22-18 (0.3-0.8mm)	55-2041
10pcs/pk Blue	16-14 (1-2mm)	55-2042
100pcs/pk Blue	16-14 (1-2mm)	55-2043



MALE/FEMALE TERMINAL KIT

This kit includes 30 of both the male and female terminals and plastic sleeves/covers. The terminals are tin plated to prevent corrosion. The terminal kit is provided in a handy plastic case.

Description	Part No.
Male/Female Terminal Kit	16-601

FOUR STROKE	INTAKE SYSTEMS	ENGINE/GASKETS	EXHAUST	DRIVE LINE HANDLING	ELECTRICAL	WATERLINE /BILGE	STEERING & CONTROLS	BODY	ACCESSORIES	SERVICE TOOLS /HARDWARE	CHEMICAL
-------------	----------------	----------------	---------	---------------------	------------	------------------	---------------------	------	-------------	-------------------------	----------

WATERPROOF SWITCHES AND BRACKETS

- Features waterproof on/off switch that is available with machined aluminum clamp-on or switch mounted bracket. Allows totally reliable and easy control of bilge pump operation.
- Mounting bracket is machined from billet alloy and is anodized black to prevent corrosion. Available for clamp-on bar mounting or bolts to the bottom of the OEM on/off switch assembly.
- All of the switches have a 9 ft. high grade wire lead.



Yamaha Part No. **57-3017**
All



UNIVERSAL
Description Part No.
Universal Handle Bar Mount **57-3006**



Kawasaki Part No. **57-3015**
All 650's / 750SS-95 / XI-93



Kawasaki Part No. **57-3003**
440 / 550 / 750SX
750SXI / 800SX-R



Description Part No.
Standard Switch with
9 feet of wire (No bracket included) **57-3009**

Hot Products PWC Waterproof Switches Imported Exclusively from



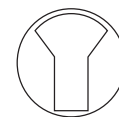
HOT PRODUCTS EXCLUSIVE

3-WAY PANEL MOUNT ROTARY SWITCHES

Connects to two electronic accessories for power control. Allows the operation of one or both accessories to run at the same time. Suggested uses: Second Bilge, Ignition, etc. 12Volt/5Amp.



Left Hand On Position
Use: Blue & Red Wires



Center Off Position



Right Hand On Position
Use: White & Red Wires



JP7043



JP7044

UNIVERSAL HANDLEBAR MOUNT SWITCHES

Mounts to handlebar or mounts to underside of most aftermarket throttle levers. Complete with 9" wire lead.

Description	Part No.	Description	Part No.	Description	Part No.
Handlebar Mount Switch	JP7043	Handlebar Mount Switch	JP7044	Panel Mount Switch	57-3020
12Volt/6Amp push on/off switch		12Volt/5Amp 3 way rotary switch		Rotary Switch Cover*	06-01-310


*see page 181



A.



B.



C.

DUCK BILL DRAIN SYSTEM

Simple and clean, drains water from hull under acceleration.

A. Add to your current drain plug or **B.** Purchase entire system kit.

Description	Part No.
A. All SeaDoo (Except XP) All Sit down Yamaha / Kawasaki*	57-4050
B. Universal (Complete System)	57-4060
C. Duck Bill Flapper only	57-4055

*Kawasaki models require slight modification



DUCK BILL DRAIN ADAPTER PLUG

Unscrew stock drain plug and screw our duck bill drain plugs in place. Keep your stock plug if you ever need to change!

Description	Part No.
Kawasaki	Z471
Yamaha	Z472



D.

DRAIN PLUG

The replacement drain plug at a fraction of manufacturer's prices. Our floating drain plug is oil and fuel resistant. Just flip or twist to install.

Description	Part No.
D. Sea Doo (95 and newer), Polaris, and Honda	A2265



ROTARY SWITCH COVER

Protect your ultra sano BULLETPROOF Blowsion rotary bilge switch with this sanitary powder coated black aluminum switch shield. No more broken off knobs between your toes during aerials. All mounting hardware included. (Rotary Switch is sold separately)

Description	Part No.
Rotary Switch Cover	06-01-310



BILLET QUICK DRAIN FOR KAWASAKI

Mounts to the transom of your Kawasaki 1200 STX-R or SX-R 800 watercraft with billet aluminum mounting plate.

Kawasaki	Part No.
1200 STX-R, 800 SX-R	57-4065



UNIVERSAL BILLET QUICK DRAIN

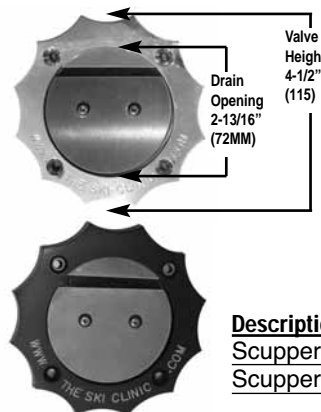
Mounts to the transom of any watercraft with billet aluminum mounting plate.

Description	Part No.
Billet Quick Drain Kit	57-4059



RICK ROY PRODUCTS SCUPPER VALVE

Description	Part No.
RRP Scupper Valve	RRP-SCU-V



SKI CLINIC SCUPPER VALVE ASSEMBLY

Ski Clinic drain valve has an aluminum flap, that does not bend or warp, greatly improving the seal. For Freestyle use only.

Description	Part No.
Scupper Valve Assembly (Silver)	SCVL
Scupper Valve Assembly (Black)	SCVL-B



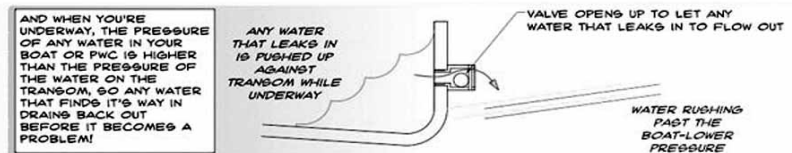

BILGE SPONGE

This Viscose-Covered sponge will pick-up and hold an amazing 32 ounces (512gm) of water without leaking. With grommet and hand cord.

Description	Part No.
Bilge Sponge	57-4070

FOUR	STROKE
INTAKE	SYSTEMS
ENGINE/ GASKETS	
EXHAUST	
DRIVE LINE	HANDLING
ELECTRICAL	
WATERLINE /BILGE	
STEERING & CONTROLS	
BODY	
ACCESSORIES	SERVICE TOOLS
	/HARDWARE
	CHEMICAL

FOUR STROKE
INTAKE SYSTEMS
ENGINE/GASKETS
EXHAUST
DRIVE LINE HANDLING
ELECTRICAL
WATERLINE/BILGE
STEERING & CONTROLS
BODY
SERVICE TOOLS ACCESSORIES
CHEMICAL/HARDWARE



VERSIPLUG DRAIN SYSTEM

Versiplug is available in three options:

- 1. Versiplug** (The original) fits Yamaha, Kawasaki, Sea Doo, Honda and polaris.
- 2. Versiplug-R** - Developed for the serious PWC enthusiast and racers. Higher flowing and lighter weight than the original Versiplug
- 3. Versiplug Max** - The rugged solution for leaky flap scuppers. Created for freestyle to create a reliable fix to scupper setups that had leaking issues when not moving.

VERSIPLUG



Description	Part No.
Versiplug-R - Silver	PD1500
Versiplug-R - Black	PD1600

VERSIPLUG-MAX!



Description	Color	Part No.
Versiplug Max	Silver	PD1700
Versiplug Max	Black	PD1701

BLOWSION CAS BILLET

ALUMINUM ONE WAY VALVE SCUPPER

The new CAS flow valve design prevents water getting in during tail stands, wave jumping, or all out buoy shredding. The new billet flange assembly is the premium design setup and allows use of the Blowsion billet exhaust outlet so vain riders can sanitize both sides of the rear of their watercraft. The aluminum, rubber, and injection molded construction of the Blowsion one-way valve assembly along w/ the recessed internal mounting results in a bulletproof set-up. **Fits all years Super Jet, Kawasaki 650, 750, 800 SXR and Polaris Octane.** Each pre-assembled kit includes explicitly detailed instructions, two Blowsion molded glue able urethane bulkhead and ski flanges for leak less sealing, recessed one-way flow valve, special flex tubing (allows for off center mounting unlike straight PVC tube scupper systems) mounting epoxy and stainless fasteners.



BLOWSION ONE WAY VALVE

Unlike scupper valves that mount on the exposed exterior of your ski, Blowsion one way valve kits install "into" the rear 1/4 of your PWC end caps. This keeps continual water pressure on the inside of the tube, keeping the valve shut when the ski is floating.

Description	Part No.
800 SX-R	06-01-025
Super Jet, Kawasaki 750, Polaris Octane	06-01-021
Pro Finish Kit	06-01-028

Description	Part No.
Blowsion CAS Aluminum One Way Valve Scupper	06-01-022