

FACTORY PIPE GENUINE REPLACEMENT PARTS



ID	Length	Part No.
1-3/4"	5"	COMHOS0074
2"	2-1/2"	COMHOS0080
2-1/2"	2-3/4"	COMHOS0085
3-1/2"	2-1/16"	COMHOS0090
3"	2-1/2"	COMHOS0091
2-1/4"	2"	COMHOS0092
3-1/2"	2-3/16"	COMHOS0093
2-1/2"	2-1/2"	COMHOS0094
4"	1-15/16"	COMHOS0101
4"	2-1/16"	COMHOS0100
5"	1-15/16"	COMHOS0111
5"	2-3/8"	COMHOS0110
5-1/2"	3"	COMHOS0150
3-3/4"	2"	COMHOS0701



Model	Part No.
MOD Blaster	COMHOS0130
96 701SJ LTD	COMHOS0135

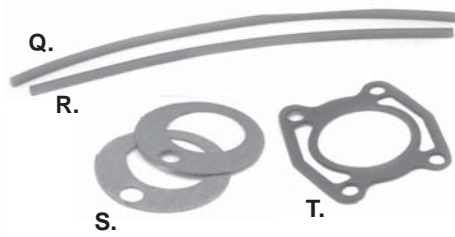



Size	Part No.
5-1/2"	#600 COMCLP0080
5"	#88 COMCLP0030
4"	COMCLP0050
3-1/2" (High Torque)	#400 COMCLP0045
2"	#32 COMCLP0020
2" (High Torque)	#250 COMCLP0021

TYPE	COUPLER	CLAMP	MOUNT
SEA-DOO			
580 SP 94-LATER	COMHOS0110 (5")	COMCLP0030	COMMNT0050
650 XP 93 & 95/96 SPX	COMHOS0110 (5")	COMCLP0030	COMMNT0050
650 GTX 94/95 & 96 580 GTS	COMHOS0110 (5")	COMCLP0030	COMMNT0050
650 & 720 XP 94/95	COMHOS0110 (5")	COMCLP0030	COMMNT0050
720 HX	COMHOS0110 (5")	COMCLP0030	COMMNT0050
720 GTI	COMHOS0110 (5")	COMCLP0030	COMMNT0050
785 XP/GSX/GTX SPEC I 95/96	COMHOS0150 (5.5")	COMCLP0080	
785 XP/GSX/GTX SPED II 95/96	COMHOS0150 (5.5")	COMCLP0080	
785 GSX/GTX/SPX SPEC I 97	COMHOS0150 (5.5")	COMCLP0080	
785 GSX/GTX/SPX SPEC II 97	COMHOS0150 (5.5")	COMCLP0080	
785 XP ONLY SPEC I 1997	COMHOS0150 (5.5")	COMCLP0080	
785 XP ONLY SPEC II 1997	COMHOS0150 (5.5")	COMCLP0080	
951XP / RX	COMHOS0701 (3.75")	—	COMMNT0052/54
YAMAHA			
650 SUPER JET	COMHOS0100 (4")	COMCLP0050	
650 WAVERUNNER III	COMHOS0100 (4")	COMCLP0050	
	COMHOS0085 (2.5")	—	
701 SUPER JET LIMITED 96-UP	COMHOS0100 (4")	COMCLP0050	
	COMHOS0135	—	
701 SUPER JET LIMITED	COMHOS0100 (4")	COMCLP0050	
701 SUPER JET MOD	COMHOS0100 (4")	COMCLP0050	
701 SUPER JET LTD/SS DRY PIPE	COMHOS0093 (3.5")	COMCLP0045	COMMNT0050/52
701 SUPER JET TYPE 8 DRY PIPE	COMHOS0093 (3.5")	COMCLP0045	COMMNT0052
701 SUPER JET TYPE 9 DRY PIPE	COMHOS0093 (3.5")	COMCLP0045	COMMNT0052
	COMHOS0080 (2.5")	COMCLP0021	
701 FX1	COMHOS0100 (4")	COMCLP0050	
701 WAVERUNNER III	COMHOS0100 (4")	COMCLP0050	
	COMHOS0080 (2")	COMCLP0020	
701 WAVEBLASTER LIMITED	COMHOS0100 (4")	COMCLP0050	COMMNT0050
	COMHOS0080 (2")	COMCLP0020	COMMNT0030
701 WAVEBLASTER MOD	COMHOS0100 (4")	COMCLP0050	COMMNT0030
	COMHOS0130	COMCLP0020	COMMNT0040
701 WAVERAIDER	COMHOS0100 (4")	COMCLP0050	COMMNT0030
	COMHOS0080 (2")	COMCLP0020	COMMNT0040
760 GP/WAVEBLASTER II	COMHOS0090 (3.5")	COMCLP0040	COMMNT0030
800 GP TWIN	COMHOS0111 (5")	COMCLP0030	COMMNT0050/52
1200 GP TRIPLE	COMHOS0101 (4")	COMCLP0050	COMMNT0050/30
	COMHOS0111 (5")	COMCLP0030	COMMNT0052
1200 XL LTD/GP1200R TRIPLE			COMMNT0050/30
			COMMNT0052
KAWASAKI			
550 LIMITED 86/90	COMHOS0074 (1.75")	—	COMMNT0040
	COMHOS0100 (4")	COMCLP0050	
550 LIMITED 91/96	COMHOS0074 (1.75")	—	COMMNT0040
	COMHOS0100 (4")	COMCLP0050	
650 SX/X2 LIMITED	COMHOS0100 (4")	COMCLP0050	
650 SX/X2 MOD	COMHOS0100 (4")	COMCLP0050	
750 SS/XI	COMHOS0090 (3.5")	COMCLP0040	COMMNT0060
		COMCLP0020	
750 XIR	COMHOS0080 (2")	COMCLP0020	COMMNT0040
	COMHOS0100 (4")	COMCLP0050	
750 SX/SXI LIMITED	COMHOS0080 (2")	COMCLP0020	COMMNT0040
	COMHOS0100 (4")	COMCLP0050	
750 SX/SXI MOD	COMHOS0080 (2")	COMCLP0020	COMMNT0040
	COMHOS0100 (4")	COMCLP0050	
750 SXI DRY PIPE	COMHOS0701 (3.75")	—	COMMNT0052
800SXR DRY PIPE	COMHOS0701 (3.75")		COMMNT0052
	COMHOS0094 (2.5")		
800SXR WET PIPE	COMHOS0100 (4")	COMCLP0050	
1200 ULTRA/STX-R DRY PIPE	COMHOS0091 (3")	COMCLP0021	COMMNT0052
			COMMNT0030
POLARIS			
1050 SLTX TRIPLE	COMHOS0101 (4")	COMCLP0050	COMMNT0050/52



For instructions and list of parts.



FACTORY PIPE REPLACEMENT GASKETS AND O-RINGS


A. K750SX/Blstr/Rdr	COMMNT0040
B. Blstr/Rdr	COMMNT0030
C. SJ Dry GP1200/800SXR	COMMNT0052*
D. 3/8"-16 x 3/4" Hex Bolt	COMFAS0100*
E. SD951	COMMNT0054

*COMMNT050 has been discontinued.
Use COMMNT052 & COMFAS0100 as replacement part.

Q. 14" Silicon Ring Chamber	(SD 580/650/720)	COMGAS0005
R. 13" Silicon Ring Headpipe	(SD 580/650/720)	COMGAS0006
S. Manifold/Headpipe Gasket	(SD 580/650/720)	COMGAS0070
Headpipe/Manifold Gasket	SD785 Spec II	COMGAS0120
T. Headpipe/Manifold Gasket	SD785 Spec I	COMGAS0110
246 Viton O-Ring	GP800	COMGAS0170
337 Buna O-Ring	Super Jet Dry	COMGAS0235

FACTORY PIPE O-RING APPLICATION CHART

TYPE	O-RING NUMBER	O-RING DESCRIPTION	QTY
SEA-DOO			
580/650/720 ALL MODELS	COMGAS0005	14" SILICON RING	1
	COMGAS0006	13" SILICON RING	1
951 XP/XPL	COMGAS0235	337 BUNA O-RING (M)	2
	COMGAS0330	341 BUNA O-RING (L)	2
	COMGAS0340	344 BUNA O-RING (S)	2
YAMAHA			
701 SUPERJET DRY Type 4,8,9	COMGAS0235	337 BUNA O-RING	1
760 GP / WAVEBLASTER II	COMGAS0100	DISCONTINUED	2
800 GP TWIN	COMGAS0180	329 VITON O-RING	6
	COMGAS0170	246 VITON O-RING	1
1200 GP TRIPLE	COMGAS0180	329 VITON O-RING	9
	COMGAS0160	DISCONTINUED	2
	COMGAS0170	246 VITON O-RING	1
1200XL LTD / GP1200R TRIPLE	COMGAS0180	329 VITON O-RING	9
	COMGAS0150	7.5" GRAPHITE/KEVLAR	3
KAWASAKI			
750SX DRY PIPE	COMGAS0235	337 BUNA O-RING (M)	1
800SXR DRY PIPE	COMGAS0330	341 BUNA O-RING (L)	1
	COMGAS0340	344 BUNA O-RING (S)	1
STX-R TRIPLE	COMGAS0350	330 VITON O-RING	9
POLARIS			
1050 SLXH TRIPLE	COMGAS0180	329 VITON O-RING	9
1050 SLTX TRIPLE	COMGAS0180	329 VITON O-RING	9
MISCELLANEOUS			
ECWI FILTER BLOCK ASSY.	COMGAS0130	AS568A DASH#122	1



Factory Pipe	Part No.
F. #10-32 Water Screw S/S	COMFAS0013
G. #10-32 Nuts S/S	COMFAS0014
H. 10mmX1.25X40 Bolt	COMFAS0050
I. 10mmX1.25X50 Bolt	COMFAS0060
J. 10mmX1.5X30 Bolt S/S	COMFAS0260
K. 3/8"-16 S/S Nut	COMFAS0095



Factory Pipe	Part No.
N. KAW 800SXR Dry Pipe Head Bracket	COMBRK0228
O. Kaw 800SXR Inline Filter	COMFTG0036
P. Kaw 800SXR Wet Pipe Air Temperature Bypass Connector	COMIGN0016



2012 IJSBA HALL OF FAME RECIPIENT ROSS LIBERTY,
FOUNDER AND OWNER OF FACTORY PIPE
AND LIVING LEGEND TUNER DAN LAMEY,
FOUNDER AND OWNER OF DASA RACING
AT 2012 IJSBA HOT PRODUCTS WORLD FINALS.


FOUR STROKE
INTAKE SYSTEMS
ENGINE/GASKETS
EXHAUST
DRIVE LINE HANDLING
ELECTRICAL
WATERLINE /BILGE
STEERING & CONTROLS
BODY
ACCESSORIES
SERVICE TOOLS /HARDWARE
CHEMICAL



HEADPIPE SCREW REPAIR KIT FOR FACTORY PIPE

This kit is designed to replace the water adjustment set screws supplied with Factory Pipe products exhaust systems utilizing their tunable headpipe. This kit will fit exhaust systems: Yamaha B Pipe for SuperJets and Blasters Kawasaki 750SX, 650SX, and X2.

Description	Part No.
A. JP Engineering Headpipe BK Twister Screw Kit (<i>Standard size screws</i>)	BK-TWISTER
B. JP Engineering Headpipe Screw Repair Kit for Factory Pipe (<i>Oversize screws</i>)	JPE-KIT#2




WATCON SPRAY NOZZLE FOR EXHAUST SYSTEMS

Description	Part No.
C. 1/8" NPT x 1/4" Hose Barb	SPRAY-1
D. 1/8" NPT x 3/8" Hose Barb	SPRAY-2



R&D EXHAUST SYSTEM REPLACEMENT PARTS



Description	Part No.
E. 5" ID x 3" L (SEA-DOO 785)	060-05003
F. 5" ID x 5" L	060-05005
G. 4.25" ID x 2.5" L (Super Jet Dry Pipe)	060-70101
H. Lord Mount	080-70102



R&D HIGH TEMPERATURE SILICONE COUPLINGS

Description	Part No.
3"-3" High Temp Silicone Couplings	061-30030
3"-2" Reducer High Temp Silicone Couplings	061-32500
2.75"-2.5" Reducer High Temp Silicone Couplings	000-70101
3"-2.75" Reducer High Temp Silicone Couplings	061-32750

HIGH TEMP BLUE SILICONE EXHAUST HOSE SOLD IN 36" LENGTHS

This high temp blue silicone hose can be used for exhaust hose upgrades or replacement of OEM exhaust hoses. These exhaust hose lengths can also be used to make your own custom exhaust couplers.



36" = 91.44cm length

Inside Diameter	36" Length
1-3/4"	52-9004
2"	52-9005
2-1/4"	52-9008
2-1/2"	52-9010
3"	52-9006
3-1/2"	52-9015
4"	52-9011
4-1/2"	52-9012
5"	52-9014
5-1/2"	52-9017
6"	52-9018



T-BOLT CLAMPS

Size	Minimum Diameter		Max Diameter		Part No.
	Inch	mm	Inch	mm	
#238	2 15/64	2.224	2 29/64	2.442	D43H-75-238
#325	3 5/32	3.016	3 21/64	3.312	D40H-75-325
#400	3 49/64	3.766	4 1/6	4.062	D40H-75-400
#450	4 17/64	4.266	4 9/16	4.562	D40H-75-450
#500	4 49/64	4.766	5 1/16	5.062	D40H-75-500
#525	5 11/64	5.016	5 5/16	5.312	D40H-75-525
#550	5 17/64	5.266	5 9/16	5.562	D40H-75-550

All T-Bolt Clamps are 3/4" (.75mm) wide



REPLACEMENT EXHAUST HOSE

Yamaha	OEM No.	Part No.
I. 701 Wave Venture 95-96	63N-14752-30	011-500
J. GP 1200 97-99	65U-14752-00-00	011-501

SEA-DOO	OEM No.	Part No.
K. GTI 06-07, GTX 06-07, RXP 06-07, RXT 06-07	274-001-302	011-425
K. 800 GTX RFI (1998-02), 951 GSX LTD (1998-99), GTX LTD, XP LTD (1998-99), 951 GTX, RX (2000-02), 951 LRV, XP (2000-01)	274-000-053	011-430



EXHAUST BUSHINGS FOR SEA-DOO

SEA-DOO	OEM No.	Part No.
A. Exhaust Bushings. (95-06 GS, GTI, GTS, GTX, SP, SPI, SPX, XP) Sold in pairs.	293-830-031	011-515
B. Exhaust Bushing	274-000-114	011-516



REPLACEMENT EXHAUST DIFFUSER FOR KAWASAKI

Kawasaki	OEM No.	Part No.
C. 650TS (89-96), 750XI (98-99) 750SS (92-97), 750 SXI (93-97)	92190-3712	011-510
D. 750 STS (96-97) 750 STX (98)	92191-3733	011-517
900 STX (97-98)	92093-3751	011-513



RIVA FREE FLOW EXHAUST KITS



Replaces the restrictive sound suppression system on GPR and XLT models. Provides reduced back-pressure that improves engine's performance and reduces harmful detonation. Easy installation with noticeable results. IJSBA Superstock legal.



Yamaha	Part No.
Free-Flow Exhaust Kit, GP800R/1200R	RY1620
Free-Flow Exhaust Kit GP1300R	RY1613
Free-Flow Exhaust Kit FX/FXHO (All Models)	RY1625



BLOWSION FREESTYLE DUAL EXHAUST KIT

Unload that exhaust during tail stands! Kit includes all necessary hoses, clamps, exhaust splitter, aluminum outlet and detailed installation instructions. Our kits are ultra sano and feature a show quality polished outlet and pre bent hoses. Do not settle for cobbed together "universal" hoses and outlets. Absolutely necessary for the stand up purist.

Description	Part No.
Yamaha SuperJet 96+	01-01-553
Kawasaki 800 SXR	01-01-507



BLOWSION FREESTYLE YAMAHA EXHAUST AND SIDE EXHAUST OUTLET

Unload that exhaust during tail stands! Kit includes all necessary hoses, clamps, exhaust splitter, aluminum outlet and detailed installation instructions. Our kits are ultra sano and feature a show quality polished outlet and pre bent hoses. Do not settle for cobbed together "universal" hoses and outlets. Absolutely necessary for the stand up purist.

Description	Part No.
E. Yamaha Exhaust Splitter Only	01-01-555
F. Yamaha Side Exhaust Outlet	01-01-554



FUEL TANK BRACKET FOR SJ96+

This bracket attached on Super Jet Fuel Tanks utilizing OEM Fuel Tank Rubber Strap. Bracket holds MSD Water Control system (pre-drilled), Micro Touch Water Injection System and etc.

Yamaha	Part No.
Yamaha Superjet Fuel Tank Bracket	115849



JETWORKS WATER SOLENOIDS

Water fittings not included.

Description	Part No.
Poded Sealed Solenoids (Waterproof)	PSOL-10

FOUR STROKE	INTAKE SYSTEMS	ENGINE/GASKETS	EXHAUST	DRIVE LINE HANDLING	ELECTRICAL	WATERLINE /BILGE	STEERING & CONTROLS	BODY	ACCESSORIES	SERVICE TOOLS /HARDWARE	CHEMICAL
-------------	----------------	----------------	---------	---------------------	------------	------------------	---------------------	------	-------------	-------------------------	----------



R&D D-PLATE FOR YAMAHA GP1200R/GP1300R, XLL/XLT1200

The new R&D D-Plate takes the place of the stock catalytic converter and delivers the best overall low, mid, peak and overall horsepower. The benefits include reducing engine compartment temperatures created by the catalytic converter and reliability of the complete stock exhaust assembly.

Description	Part No.
R&D D-Plate	332-12000



CAT TEMP SENSOR CHIP FOR YAMAHA GPR 1200 & 1300

Cat Temp Sensor Chip is a must when removing the OEM catalytic converter on Yamaha 1200 & 1300 Powervalve engines. The circuit is designed to mimic the signal sent to the OEM CDI by the catalytic converter's temperature probe preventing CDI, flutters, warning devices and engine shut downs due to cat removal. Can be used with stock or modified OEM CDI's. Plugs directly into factory wire harness.

Description	Part No.
RIVA Cat Temp Sensor Chip	RY115-20
Yamaha 1200/1300 Powervalve (66V/66T)	
R&D Cat Temp Sensor Chip	802-12001



R&D YAMAHA GP 1300R EXHAUST POWER SLEEVE

The R&D GP 1300R Exhaust Power Sleeve will add a serious boost to low end and mid range horsepower and performance! The R&D Exhaust Power Sleeve installs between the exhaust chamber and the catalytic housing to increase sonic wave energy! The R&D Exhaust power Sleeve will add the Y.P.V.S. (power valve) feel to the 2005 Yamaha's non-power valve engine!

Description	Part No.
Yamaha GP 1300R Exhaust Power Sleeve	332-13001



332-12003

332-12002

R&D BILLET EXHAUST VALVES FOR GPR

The R&D Billet Exhaust Valves reduce the clearance between the valve and piston, this reduced clearance improves the seal which boosts the valve down compressions ratio delivering greater bottom and mid-range power. Directly replace OEM YPVS valve units.

Yamaha	Part No.
GP800/GP1200R Exhaust Valve Kit (each)	332-12002
Exhaust Valve Arm Only	332-12003
GP1300R Exhaust Valve Kit (each)	332-13000



R&D KAWASAKI 800 SXR EXHAUST POWER SLEEVE


The new R&D billet aluminum Exhaust power Sleeve is designed to insert into the stinger of the stock exhaust to reduce the stinger size thereby increasing back pressure. This is a simple installation that will increase top speed and add 100 RPM.

Description	Part No.
Kawasaki 800 SXR Exhaust Power Sleeve	331-80000




GRECO GUISEPPE (WORLD CHAMPION OF 2011 NOVICE RUNABOUT LTD, EXPERT VETERAN OPEN) (FAR RIGHT), MATTEO FROLLA (FAR LEFT), AND STEFANO FORMALANI OF STE RACING IN ITALY (2ND FROM LEFT) VISITED HOT PRODUCTS IN 2012.

FOUR STROKE
INTAKE SYSTEMS
ENGINE/GASKETS
EXHAUST
DRIVE LINE HANDLING
ELECTRICAL
WATERLINE /BILGE
STEERING & CONTROLS
BODY
SERVICE TOOLS ACCESSORIES /HARDWARE
CHEMICAL



REPLACEMENT POWER VALVE PARTS FOR SEA-DOO

Description	OEM No.	Part No.
A. Power Valve Bellow	420-260-723	010-495-05
B. Power Valve Rubber Boot Spring (Large)	420-239.048	010-495-06
C. Power Valve Rubber Boot Spring (Small)	420-838.253	010-495-07
D. Power Valve Gasket	290-931-540	6618
E. Power Valve Stem O-Ring	290-430-110	6622



POWER VALVE PISTON FOR SEA-DOO

Description	OEM No.	Part No.
F. Fits All Engines with Power Valve	420-854-449	010-495-10
G. Sea-Doo Power Valve for use with Muffler Power Valve Assembly GSX (96-99), GTX (96-99), LRV (2000), SP (97), SPX (97-99), XP (96-99)	420-253-255	010-495-15



JETWORKS FLOW CONTROL VALVE

The Flow Control Valve provides improved throttle response and much quicker starts by drying out your waterbox at low rpm and idle speeds. Tests have shown an average acceleration improvement of 10 feet over a non-equipped model in the first 50 feet. The Flow Control Valve allows unrestricted water flow to the Stinger for better top speed. Yet it controls the amount of water at low speeds for better response. It also allows for an easier tuning of the Carburetors. It does not interfere with normal engine or exhaust pipe cooling and is compatible with all electronic water injection systems. Race Legal for All Classes. Two Models are available. Both are adjustable. The Standard Flow Control Valve is preset at 3.5 p.s.i. and is adjusted by adding the supplied stainless steel shims to increase the spring tension. The Pro-Series is externally adjustable by turning the outer housing by hand. Pressure can be tested with pop off gauge. All PWC w/OEM or aftermarket exhaust systems (except Yamaha's w/OEM exhaust)

Description	Color	Hose ID	Part No.
H. Standard Flow Control Valve	Red	3/8"	52-3118
I. Pro Flow Control Valve	Blue	3/8"	52-3119
J. Pro Flow Control Valve	Blue	1/4"	52-3122



JETWORKS QUICK DISCONNECT WATER RESTRICTOR

QD-38 comes with 4/32mm restrictor inserts used for controlling water flow through exit passes, stinger, head pipes, etc. QD-14 is for use with Mikuni Jets (not included), and allows quick change in small increments of water flow.

Description	Hose ID	Part No.
Quick Disconnect Water Restrictor	3/8"	QD-38
Quick Disconnect Water Restrictor	1/4"	QD-14

FOUR
STROKE

INTAKE
SYSTEMS

ENGINE/
GASKETS

EXHAUST

DRIVE LINE
HANDLING

ELECTRICAL

WATERLINE
/BILGE

STEERING
& CONTROLS

BODY

ACCESSORIES
SERVICE TOOLS

/HARDWARE

CHEMICAL